



GAL GMR AIRPORTS
LIMITED
GMR Airports Limited



Corporate Office:
New Udaan Bhawan, Opp.
Terminal 3
Indira Gandhi International Airport
New Delhi 110 037
CIN U65999HR1992PLC101718
T +91 11 47197000
F +91 11 47197791
W www.gmrgroup.in

September 05, 2022

BSE Limited
1st Floor, New Trading Ring
P.J. Towers, Dalal Street
Mumbai - 400 001.

BSE Scrip Code: 958858, 959010, 959011, 959239, 960359, 973389 and 974007.

Dear Sir/ Madam:

Sub: Intimation under Regulations 50(2) and 53 of the SEBI (Listing Obligations and Disclosure Requirements) Regulations, 2015 (SEBI LODR Regulations, 2015).

In terms of Regulations 50(2) and 53 of SEBI LODR Regulations, 2015, this is to inform you that 30th Annual General Meeting (AGM) of the members of GMR Airports Limited will be held on September 28, 2022 at 03:00 P.M. (IST) through video conferencing / other audio visual means.

Accordingly, please find enclosed Notice of AGM and Annual Report of the Company for the Financial Year ended March 31, 2022.

This is for your information and record please.

Thanking you,

For GMR Airports Limited

Sushil Kumar Dudeja
Company Secretary and Compliance Officer



Enclosure: As above

Regd. Office:
BCCL, Times Internet Building, Second Floor,
Plot No. 391, Udyog Vihar Phase - III,
Gurugram Gurgaon Haryana 122016
Tel: 0124-4518450



GMR Airports Limited

Annual Report 2022

Registered Office

BCCL, Times Internet Building,
Second Floor, Plot No. 391, Udyog Vihar,
Phase - III, Gurugram, Haryana - 122016, India

T + 0124-4518450

Corporate Office

New Udaan Bhawan,
Opp. Terminal 3, IGI Airport,
New Delhi - 110 037, India

T +91-11-47197000

F +91-11-47197791

www.gmrinfra.com

CIN: U65999HR1992PLC101718



GAL GMR AIRPORTS LIMITED

Registered Office: BCCL, Times Internet Building, Second Floor, Plot No. 391,
Udyog Vihar Phase - III, Gurugram, Haryana 122016

Corporate Office: New Udaan Bhawan, Opp - T3, IGI Airport, New Delhi - 110037.
CIN: U65999HR1992PLC101718
Website: www.gmrinfra.com

NOTICE TO THE MEMBERS

NOTICE is hereby given that 30th Annual General Meeting (AGM) of the members of GMR Airports Limited will be held on Wednesday, September 28, 2022 at 3:00 P.M. (IST) through Video Conferencing ('VC')/ other Audio Visual Means ('OAVM'), to transact the following business(s):

ORDINARY BUSINESS:

1. To consider and adopt:
 - the annual audited standalone Financial Statements for the year ended March 31, 2022, together with annexures thereto, and the reports of the Directors and Auditors thereon.
 - the annual audited consolidated Financial Statements of the Company for the year ended March 31, 2022, together with annexures thereto and Auditors report thereon.
2. To appoint a director in place of Mr. Grandhi Kiran Kumar (DIN: 00061669), who retires by rotation and being eligible, offers himself for re-appointment.
3. To appoint a director in place of Mr. Srinivas Bommidala (DIN: 00061464), who retires by rotation and being eligible, offers himself for re-appointment.
4. To appoint a director in place of Mr. Augustin De Romanet De Beaune (DIN: 08883005), who retires by rotation and being eligible, offers himself for re-appointment.
5. To appoint M/s. Manohar Chowdhry & Associates as Joint Statutory Auditors of the Company and to fix remuneration.

To consider and, if thought fit, to pass, with or without modification(s), the following resolution as an **Ordinary Resolution:**

"RESOLVED THAT pursuant to RBI Guidelines No. RBI/2021-22/25 dated April 27, 2021 and Sections 139 and 142 of the Companies Act, 2013 (Act) and other applicable provisions, if any, of the Act and the Companies (Audit and Auditors) Rules, 2014 made thereunder (including any statutory modification or re-enactment thereof for the time being in force), M/s. Manohar Chowdhry & Associates, Chartered Accountants (Firm Registration number 001997S) be and are hereby appointed as the Joint Statutory Auditors of the Company alongwith M/s. K.S. Rao & Co., Chartered Accountants (Firm Registration



No. 003109S), to hold Office for a consecutive period of three years from the conclusion of 30th Annual General Meeting up to 33rd Annual General Meeting of the Company at such fees to be decided by the Board of Directors as per the recommendation of the Audit Committee.

RESOLVED FURTHER THAT the Directors, Mr. GRK Babu-Chief Financial Officer and Mr. Sushil Dudeja-Company Secretary of the Company be and are hereby severally authorised to do all such acts, deeds and things as may be required in connection with the above resolutions including but not restricted to filing of the required forms with the Registrar of Companies, Ministry of Corporate Affairs."

SPECIAL BUSINESS:

6. To regularize the appointment of Mr. Alexandre Guillaume Roger Ziegler (DIN: 09382849) as an Independent Director of the Company.

To consider and, if thought fit, to pass, with or without modification(s), the following resolution as an **Ordinary Resolution:**

"RESOLVED THAT pursuant to the provisions of Sections 149, 152 and any other applicable provisions of the Companies Act, 2013 ("Act") and the Rules made thereunder read with Schedule IV to the Act, (including any statutory modification(s) or re-enactment thereof for the time being in force) and SEBI (Listing Obligations and Disclosure Requirements) Regulations, 2015 (Listing Regulations), Mr Alexandre Guillaume Roger Ziegler (DIN: 09382849), who was appointed as an Additional (Non-Executive Independent) Director of the Company by the Board of Directors on November 3, 2021 and whose term of office expires at this Annual General Meeting and in respect of whom the Company has received a Notice in writing from a Member under Section 160(1) of the Act proposing his candidature for the office of Director and who has submitted a declaration that he meets the criteria for independence as provided in Section 149(6) of the Act and Listing Regulations, be and is hereby appointed as a Non-Executive Independent Director of the Company to hold office for a term of 3 (three) consecutive years commencing from November 3, 2021 or upto the conclusion of 32nd Annual General Meeting of the Company, whichever is earlier and his term shall not be subject to retirement by rotation.

RESOLVED FURTHER THAT the Directors, Mr. GRK Babu-Chief Financial Officer and Mr. Sushil Dudeja-Company Secretary of the Company be and are hereby severally authorized to do all acts and take all such steps as may be necessary, proper or expedient to give effect to the above resolution."

7. To appoint Ms. Bijal Tushar Ajinkya (DIN: 01976832) as an Independent Director of the Company

To consider and, if thought fit, to pass, with or without modification(s), the following resolution as an **Ordinary Resolution:**

"RESOLVED THAT pursuant to the provisions of Sections 149, 150, 152 read with Schedule IV and other applicable provisions of the Companies Act, 2013 (the Act) and the Companies (Appointment and Qualification of Directors) Rules, 2014 (including any statutory modification(s) or enactment thereof for




the time being in force) and SEBI (Listing Obligations and Disclosure Requirements) Regulations, 2015 (Listing Regulations), Ms. Bijal Tushar Ajinkya (DIN: 01976832), whose appointment as an Independent Director is recommended by the Nomination and Remuneration Committee and the Board of Directors of the Company, and who is eligible for appointment and has consented to act as an Independent Director of the Company and in respect of whom the Company has received a notice in writing from a Member under section 160(1) of the Act proposing her candidature for the office of Director of the Company, be and is hereby appointed as an Independent Director of the Company with effect from the conclusion of this Meeting (i.e. 30th Annual General Meeting) to hold office for a term of 5 consecutive years or up to the conclusion of 35th Annual General Meeting, whichever is earlier, and her term shall not be subject to retirement by rotation.

RESOLVED FURTHER THAT the Directors, Mr. GRK Babu-Chief Financial Officer and Mr. Sushil Dudeja-Company Secretary of the Company be and are hereby severally authorized to do all acts and take all such steps as may be necessary, proper or expedient to give effect to the above resolution."

By Order of the Board of Directors
For GMR Airports Limited



Place: New Delhi
Date: August 30, 2022


Sushil Kumar Dudeja
Company Secretary
M. No. A19265

NOTES:

1. In view of the prevailing Covid-19 pandemic and to maintain the social distancing norms, the Ministry of Corporate Affairs ("MCA") has vide its General Circular dated May 05, 2020, January 13, 2021 and May 05, 2022 read with General Circulars dated April 08, 2020 and April 13, 2020 (collectively referred to as "MCA Circulars") permitted the holding of the Annual General Meeting ("AGM or Meeting") through Video Conferencing ("VC") facility or Other Audio Visual Means ("AVM"), during calendar year 2022, without the physical presence of the Members at a common venue. In compliance with the provisions of the Companies Act, 2013 ("Act") and the aforesaid MCA Circulars, the 30th Annual General Meeting ("AGM" of "the Meeting") of GMR Airports Limited ("GAL" or "the Company") is scheduled to be held on Wednesday, September 28, 2022, at 3:00 p.m. (IST) through VC / OAVM.
2. As per provisions of the Act and aforesaid MCA Circulars, the Company is not required to provide the facility of e-voting. The MCA Circulars prescribe that at least half of the total numbers, who represent not less than seventy-five percent of the paid-up share capital of the Company and gives a right to vote in the meeting, the AGM of such Company may be conducted through VC facility or OAVM only. The Company has in its records, the email addresses of all the Members of the Company

representing hundred percent of the total paid-up share capital of the Company and gives right to the vote at the meeting. However, the Company is required to comply with the framework prescribed by the MCA vide its Circulars dated May 05, 2020, January 13, 2021 and May 05, 2022 read with General Circulars dated April 08, 2020 and April 13, 2020 for conducting the AGMs through VC facility or OVAM and issue of AGM Notice and subject to the fulfillment of the requirements which are covered hereunder in this Notice.

3. The Meeting can be convened at a shorter notice, after obtaining the consent, in writing or by electronic mode, is accorded thereto by members of the Company majority in number entitled to vote and who represent not less than ninety-five percent of such part of the paid-up share capital of the company as gives a right to vote at the meeting, pursuant to the provisions of Section 101 of the Act, format of Shorter notice consent is enclosed.
4. Notice convening the 30th AGM along with the Annual Report for FY 2021-22 (including financial statements, auditors report, board's report and relevant documents) is being sent only through electronic mode i.e. by email to all the Members and others entitled to their e-mail addresses registered with the Company. The Notice convening the 30th AGM has been uploaded on the website of the Company at www.gmrinfra.com.
5. The company shall provide proper teleconferencing / Webex facility as follows.
 - ✓ **ZoomLink:** <https://gmrgroup-in.zoom.us/j/94133991379?pwd=UnRqVEJKQWhTWnRoc0R6MGFucHZhZz09>
 - **Meeting ID:** 941 3399 1379
 - **Passcode:** 020345
 - ✓ A unique Zoom Meeting ID and Password will be provided to the Shareholder to attend the Meeting on registered email id.
 - ✓ The Shareholder has to click on the Link and the same will take to the User Id and password option.
 - ✓ The shareholder has to add the password and Press on the Join Meeting Button.
 - ✓ The Shareholder has the option to join with Video or Without Video.
 - ✓ The Shareholder has the feature speak by pressing 'Unmute'. It is advisable that during the proceedings, the shareholder to keep on Mute and whenever want to say anything, then only Unmute.
 - ✓ For any assistance, Shareholders may reach out on the Mobile Number of the Company Secretary of the Company:
 - Mr. Sushil Kumar Dudeja - M - 09717852211 {Company Secretary}
6. Arrangement for two-way communication through teleconferencing or webex for the ease of participation by the members.
7. The Members who attend through VC or OAVM will be counted for the purpose of reckoning quorum.
8. The facility of joining the meeting shall be kept open at-least 15 minutes before & till 15 minutes after such scheduled time of the AGM.
9. The explanatory statement pursuant to Section 102(1) of the Act in respect of Special Business is annexed hereto.
10. Pursuant to Section 105 of the Companies Act 2013 and rules thereunder a Member Entitled to Attend and Vote at the Annual General Meeting and also entitled to appoint a proxy to attend and vote on poll instead of himself. A proxy need not be a member of the Company. The proxy form



in order to be effective must be deposited at the registered office of the Company not less than 48 hours before the Commencement of the Meeting.

However, in view of the specific circumstances (due to prevailing Covid-19 pandemic) during which this AGM is being held, pursuant to MCA Circulars on holding of AGM through VC / OAVM, the requirement of physical attendance of Members has been dispensed with. Accordingly, the facility for appointment of proxies by the Members will not be available for the AGM and hence the Proxy Form, and Attendance Slip are not annexed to this AGM Notice.

11. In case of joint holders attending the meeting, only such joint holder who is higher in the order of names will be entitled to vote at the meeting.
12. Corporate Members intending to send their authorized representatives to attend the Annual General Meeting, pursuant to Section 113 of the Companies Act, 2013, are requested to send to the Company, certified copy of the relevant Board Resolution together with the respective Specimen signatures of those representative(s) authorized under the said resolution to attend and vote on their behalf at the meeting.
13. Details of Directors appointment/re-appointment as required by Secretarial Standards on General Meeting is also enclosed.
14. This AGM is being held through VC / OAVM, as such the route map to the venue is not annexed to this Notice.
15. All documents referred to in the accompanying Notice, Annual Report as well as Annual Accounts of the subsidiary companies and Statutory registers which are to be kept open for inspection by the Members of the Company shall be available for inspection electronically during 11.00 A.M. and 5.00 P.M. on all working days till the completion of the ensuing AGM. Members seeking to inspect such documents can send an email to Sushil.Dudeja@gmrgroup.in. Further, the Members seeking any information with regard to the accounts or any matter to be placed at the AGM, are requested to write to sushil.dudeja@gmrgroup.in, on or before Wednesday, September 28, 2022 and response for the same will be sent by the Company accordingly.



Explanatory Statement pursuant to Section 102 of the Companies Act, 2013

Item No. 5:

The Shareholders of the Company at their meeting held on September 30, 2019, approved the appointment of M/s. Walker Chandok & L.L.P., Chartered Accountants (Firm Registration No. 001076N/ N500013), as the Statutory Auditors of the Company under Section 139 of the Companies Act, 2013 for a term of 5 (five) consecutive years to hold the office from the conclusion of the 27th AGM till the conclusion of the 32nd AGM (i.e., up to September 30, 2024) at such fees to be decided by the Board on the recommendation of the Audit Committee.

As per the RBI Guidelines, in order to protect the independence of the auditors / audit firms, the Company will have to appoint the Statutory Auditors not more than continuous period of three years.

Considering the conflict in the provisions of the Companies Act, 2013 and RBI Guidelines, M/s. Walker Chandok & L.L.P., Chartered Accountants (Firm Registration No. 001076N/ N500013) has submitted its resignation from the position of Joint Statutory Auditors of the Company w.e.f. the conclusion of ensuing 30th Annual General Meeting of the Company.

Accordingly, the Company approached M/s. Manohar Chowdhry & Associates, Chartered Accountants which meets the eligibility criteria mentioned under Companies Act, 2013 as well as guidelines issued by Reserve Bank of India for appointment of Auditors to act as Joint Statutory Auditors of the Company for a period of 3 years.

M/s. Manohar Chowdhry & Associates has given their consent to act as Joint Statutory Auditors of the Company and a declaration that their appointment, if made, will be within the prescribed limits under Section 141 of the Companies Act, 2013.

The Board of Directors in its meeting held on August 30, 2022, recommended the appointment of M/s. Manohar Chowdhry & Associates, Chartered Accountants (Firm Registration number 001997S) as the Joint Statutory Auditors of the Company alongwith M/s. K.S. Rao & Co., Chartered Accountants (Firm Registration No. 003109S) for approval of the members by way of an Ordinary Resolution.

Accordingly, consent of the Members is sought by way of an Ordinary Resolution as set out in Item No. 5 for appointment and payment of remuneration to the Joint Statutory Auditors.

None of the Directors and Key Managerial Personnel of the Company or their respective relatives are concerned or interested, financially or otherwise, in the resolution set out at Item No. 5 of the accompanying notice.

Item No. 6:

As per the provisions of Section 161 of the Companies Act, 2013 read with the Companies (Appointment and Qualification of Directors) Rules, 2014 and Articles of Association of the Company, the Board of Directors of the Company shall have power to appoint any person as an Additional Director at any time who shall hold office up to the date of next annual general meeting or the last date on which the annual general meeting should have been held, whichever is earlier.



As per Section 149(4) of Companies Act, 2013 read with Rule 4 of Companies (Appointment and Qualification of Directors) Rules, 2014, every unlisted public company having paid up share capital of Rs.10 crores or more shall have at least 2 (two) independent directors.

As per Section 149(11), no independent director shall hold office for more than two consecutive terms, but such independent director shall be eligible for appointment after the expiration of three years of ceasing to become an independent director.

Pursuant to the clause 5.2.3 of the Shareholders' Agreement dated February 20, 2020 read with Amendment Agreement dated July 07, 2020 to the Shareholders' Agreement entered into among Aéroports De Paris S.A ("ADP"), GMR Infrastructure Limited, GMR Airports Limited and GMR Infra Services Limited ("SHA"), ADP and GMR Infrastructure Limited ("GIL") can nominate five (5) directors each on the Board of Directors of the GMR Airports Limited ("Company") and there shall be three Independent Directors (or such number as may be required under applicable Law, in which event the size of the GAL Board shall be proportionately increased), each of whom are mutually acceptable to GIL and ADP.

In view of foregoing, the Board of Directors of the Company had appointed Mr. Alexandre Guillaume Roger Ziegler (DIN: 09382849) as an Additional Director of the Company, in the category of Independent Director w.e.f. November 3, 2021. The brief profile of Mr. Alexandre is as below:

Brief Profile:

Born on 8 September 1969, Alexandre Ziegler graduated from the Institut d' Etudes Politiques (Institute of Political Studies) and holds a degree in history (the prestigious "Agregation"). He is an alumnus of the Ecole Normale Supérieure as well as of the French National School of Administration (1995-1997). He is fluent in English and German and also has a working knowledge of the Chinese language. In 1997, he was appointed to the permanent post of Secretary at the Ministry of Foreign Affairs, followed by a 4-year stint at the Strategic, Security and Disarmament Affairs Division of the same ministry (1997-2000). He served as Deputy Consul General in Hongkong (2000-2003), before being posted as Second Counsellor in Berlin (2003-2007). He was then appointed Counsellor for Culture and Cooperation in Beijing (2007-2010).

Thereafter, he was appointed Head of Programmes and Network at the Globalisation, Development, and Partnerships Division, Ministry of Foreign Affairs (2010-2012). From 2013 to February 2016, he served as the Head of the Foreign Minister's Political Office (Directeur de Cabinet / Chief of Staff to the Minister). From June 2016 to August 2019, he served as Ambassador of France to India.

Accordingly, consent of the Members is sought for the appointment of Mr. Alexandre Guillaume Roger Ziegler (DIN: 09382849) as an Independent Director of the Company by way of an Ordinary Resolution as set out in Item No. 6.

Except Mr. Alexandre Guillaume Roger Ziegler (DIN: 09382849), being appointee and his relatives, none of the Directors and Key Managerial Personnel of the Company or their respective relatives are concerned or interested, financially or otherwise, in the resolution set out at Item No. 6 of the accompanying notice.



Item No. 7:

As per the provisions of Section 161 of the Companies Act, 2013 read with the Companies (Appointment and Qualification of Directors) Rules, 2014 and Articles of Association of the Company, the Board of Directors of the Company shall have power to appoint any person as an Additional Director at any time who shall hold office up to the date of next annual general meeting or the last date on which the annual general meeting should have been held, whichever is earlier.

As per Section 149(4) of Companies Act, 2013 read with Rule 4 of Companies (Appointment and Qualification of Directors) Rules, 2014, every unlisted public company having paid up share capital of Rs.10 crores or more shall have at least 2 (two) directors as independent directors.

As per Section 149(11), no independent director shall hold office for more than two consecutive terms, but such independent director shall be eligible for appointment after the expiration of three years of ceasing to become an independent director.

Further, as per Rule 4 of The Companies (Appointment and Qualification of Directors), 2014, of the Companies Act, 2013, any intermittent vacancy of an Independent Director shall be filled up by the Board at the earliest but not later than the immediate next Board Meeting or three months from the date of such vacancy, whichever is later.

The Members of the Company in their Annual General Meeting held on September 30, 2017 approved the re-appointment of Ms. Siva Kameswari Vissa (DIN: 02336249) as an Independent Director of the Company for the second term of 5 years from the conclusion of the 25th Annual General Meeting of the Company or conclusion of the 30th Annual General Meeting of the Company, whichever is earlier.

Since, her second term is scheduled to expire in the ensuing AGM and as per the provision of Section 149(11) of the Companies Act, 2013, no independent director shall hold office for more than two consecutive terms, therefore, the office of Ms. Siva Kameswari Vissa as an Independent Director of the Company will be vacated.

Accordingly, it is proposed to appoint Ms. Bijal Tushar Ajinkya (DIN: 01976832) as an Independent Director of the Company w.e.f. the conclusion of this Annual General Meeting to hold office for a term of 5 consecutive years or up to the conclusion of 35th Annual General Meeting, whichever is earlier.

The proposed appointment of Ms. Bijal Tushar Ajinkya as an Independent Director has been recommended by the Nomination and Remuneration Committee and the Board of Directors of the Company in their respective meetings held on August 29, 2022 and August 30, 2022.

The Company has received required declarations under Sections 149, 164 and 184 of the Companies Act, 2013 and also received the disclosures & declarations required under RBI Master Directions for NBFCs in prescribed formats from her.

With the appointment of Ms. Bijal Tushar Ajinkya, the Company will have requisite number of Woman Director as required under the Companies Act, 2013 and the Company will be in compliance with the provisions of Section 149 of the Companies Act, 2013 with respect to appointment of Woman Director.



Brief Profile of Ms. Bijal Tushar Ajinkya is as under:

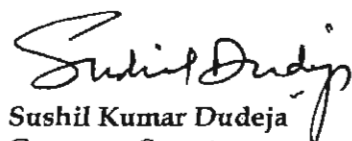
Ms. Bijal Tushar Ajinkya aged about 46 years, has done L.L.M. in International Law from University of Mumbai. She is a partner in Khaitan & Co. in the Direct Tax, Private Client and Investment Funds Practice Groups in their Mumbai office. With over 20 years of experience, on the tax side, Ms. Ajinkya primarily focuses on international tax, structuring of inbound and outbound investments, M&A tax negotiations, providing opinions on complex tax issues on international tax, etc.

On the tax litigation front, she has immense experience in providing advice on unique litigation strategies and has been a lead advisor in many successful and path breaking tax litigations in India. She had led many successful international tax litigation in India; on the India-Mauritius Tax Treaty- Azadi Bachao Andolan, Applicability of Minimum Alternate Tax for foreign Portfolio Investors, etc. She has also served as an expert witness on Indian tax matters in an international arbitration. She assists HNIs and their businesses on their succession planning needs.

Accordingly, consent of the Members is sought for the appointment of Ms. Bijal Tushar Ajinkya (DIN: 01976832) as an Independent Director of the Company by passing an Ordinary Resolution as set out in Item No. 7.

None of the Directors and Key Managerial Personnel of the Company or their respective relatives are concerned or interested, financially or otherwise, in the resolution set out at Item No. 7 of the accompanying notice.

For GMR Airports Limited



Sushil Kumar Dudeja
Company Secretary



Date: August 30, 2022
Place: New Delhi

**Information of Directors seeking appointment / reappointment at the Annual General Meeting
(In pursuance of Secretarial Standard- 2 on General Meeting):**

Name of Director	Mr. Grandhi Kiran Kumar	Mr. Srinivas Bommidala	Mr. Augustin De Romanet De Beaune	Mr. Alexandre Guillaume Roger Ziegler	Ms. Bijal Tushar Ajinkya
DIN No.	00061669	00061464	08883005	09382849	01976832
Age (Years)	47	59	61	53	46
Qualifications	Graduate in Commerce	Graduate in Commerce	Graduate in Political Studies	Graduate from Institute of Political Studies	LLM in International Law from University of Mumbai
Experience	24 years of experience	38 years of experience	39 years of experience	25+ years of experience	20+ years of experience
Terms & Conditions of Appointment / re-appointment	Joint Managing Director & CEO	Joint Managing Director	Non-Executive Director	Independent Director	Independent Director
Remuneration Details	4.25 Crores	4.25 Crores	Nil	Nil	Nil
Remuneration last drawn	4.25 Crores	4.25 Crores	Nil	Nil	Nil
Date of first appointment on Board	May 09, 2011	May 09, 2011	February 05, 2021	November 3, 2021	August 30, 2022
Shareholding in the Company	Nil	Nil	Nil	Nil	Nil
Relationship with other Directors, Manager & KMPs	<ul style="list-style-type: none"> ➤ Son of Mr. GM Rao ➤ Brother of Mr. GBS Raju 	None	None	None	None



No. of Board Meetings attended during the year	7	7	7	1	NA
Other Directorships, Chairmanships & Committee Membership	<ol style="list-style-type: none"> 1. GMR Infrastructure Limited <ul style="list-style-type: none"> • Management Committee e-Member • Risk Management Committee e-Chairman 2. GMR Power and Urban Infra Limited <ul style="list-style-type: none"> • Management Committee e-Member • Risk Management Committee e-Chairman 3. GMR Hyderabad International Airport Limited 4. GMR Varalakshmi Foundation 5. Delhi International 	<ol style="list-style-type: none"> 1. Bommidala Exports Private Limited 2. GMR Infrastructure Limited <ul style="list-style-type: none"> • Management Committee-Member • Debenture Allotment Committee-Member 3. GMR Power and Urban Infra Ltd. <ul style="list-style-type: none"> • Management Committee-Member • Risk Management Committee-Member 4. GMR Varalakshmi Foundation 5. Delhi International Airport Limited 6. GMR Hyderabad International Airport Limited 7. JSW GMR Cricket Private Limited (formerly known as 'GMR Sports Private Limited') 8. BSR Holdings Private Limited 	<ol style="list-style-type: none"> 1. Aéroports de Paris S.A. <ul style="list-style-type: none"> • Strategic and Investment Committee-Chairman 2. Média Aéroports de Paris 3. Société de Distribution Aéroportuaire 4. Relay@ADP 5. Fondation d'Entreprise Groupe ADP 6. Airport Council International (ACI) Europe 7. Régie Autonome des Transports Parisiens (RATP) 8. Le Cercle des Economistes SAS 9. Etablissement Public du Domaine National de Chambord 10. Atout France, agence de développement touristique de France 11. Paris EUROPLACE 12. Fonds de dotation dénommé Institut pour l'Innovation 	<ol style="list-style-type: none"> 1. Safran USA, Inc. (USA) 2. Safran Human Resources Support, LLC. (USA) 3. Safran Beijing (China) 4. Safran Mexico SA de CV (Mexico) 5. Safran Services Mexico SA de CV (Mexico) 6. Safran Korea Co., Ltd (South Korea) 7. Safran Maroc (Morocco) 8. Safran Aerospace Defence Security Malaysia SDN, BHD (Malaysia) 9. Safran Singapore Pte Ltd (Singapore) 10. Safran Taiwan Co. 	<ol style="list-style-type: none"> 1. GMR Infrastructure Limited



	<p>Airport Limited</p> <ul style="list-style-type: none"> • Share Allotment, Transfer & Grievance Committee Chairman • Nomination and Remuneration Committee Chairman <p>6. GKR Holdings Private Limited</p> <p>7. GMR Airports Limited</p> <ul style="list-style-type: none"> • Risk Management Committee Member • Assets Liability Management Committee Chairman • Bidding Committee Member <p>8. JSW GMR Cricket</p>	<p>9. GMR Airports Limited</p> <ul style="list-style-type: none"> • CSR Committee Member <p>10. AMG Healthcare Destination Private Limited</p> <ul style="list-style-type: none"> • Audit Committee Member <p>11. Delhi Duty Free Services Private Limited</p> <p>12. GMR Goa International Airport Limited</p> <ul style="list-style-type: none"> • Nomination & Remuneration Committee Chairman <p>13. GMR Enterprises Private Limited</p> <ul style="list-style-type: none"> • Management Committee Member <p>14. GMR Energy Limited</p> <ul style="list-style-type: none"> • Management Committee Member • Audit Committee Member <p>15. GMR Kamalanga Energy Limited</p> <ul style="list-style-type: none"> • Management Committee Member <p>16. GMR Megawide Cebu Airport Corporation, Philippines</p>	<p>Economique et Sociale</p> <p>13. SCOR</p> <ul style="list-style-type: none"> • Nomination and Appointment Committee Chairman • Corporate and Social Responsibility Committee Member • Strategic Committee Member <p>14. GMR Airports Limited</p>	<p>Ltd (Taiwan)</p> <p>11. Safran Pacific (Australia)</p> <p>12. SOFEMA (France)</p> <p>13. Vallaroché Conseil (France)</p> <p>14. Safran GmbH (Germany)</p> <p>15. GMR Airports Limited</p> <ul style="list-style-type: none"> • Audit Committee Member 	
--	--	---	--	---	--



	<p>Private Limited (formerly known as 'GMR Sports Private Limited')</p> <p>9. GMR Goa International Airport Limited</p> <p>10. GMR Hyderabad Aerotropolis Limited</p> <p>11. GMR Enterprises Private Limited</p> <ul style="list-style-type: none"> • Nominati on and Remuner ation Committe e-Chairma n • Corporate Social Responsi bility Committe e-Member • Stakehold er Relations hip Committe e-Member • Risk Managem ent Committe 	<ul style="list-style-type: none"> • Share Transfer Committee-Chairman <p>17. Megawide GMR Construction JV, Inc.</p>			
--	--	---	--	--	--



	<ul style="list-style-type: none"> e- Member • Group Risk Managem ent Committe e- Member • Managem ent Committe e- Member 				
	12. GMR Technologies Private Limited				
	13. GMR Energy Limited				



GMR Airports Limited

S. No	Content
1.	Directors' Report
2.	Annexures of Directors' Report
3.	Management Discussion and Analysis Report
4.	Independent Auditors' Report on Standalone Financial Statements
5.	Standalone Financial Statements
6.	Independent Auditors' Report on Consolidated Financial Statements
7.	Consolidated Financial Statements

GMR Airports Limited

BOARD OF DIRECTORS OF GMR AIRPORTS LIMITED:

S. No.	Name of the Directors	Designation
1.	Mr. G.M. Rao	Chairman
2.	Mr. Augustin de Romanet De Beaune	Non-Executive Director
3.	Mr. G.B.S. Raju	Vice Chairman
4.	Mr. Srinivas Bommidala	Joint Managing Director
5.	Mr. Grandhi Kiran Kumar	Joint Managing Director & CEO
6.	Mr. Prabhakara Rao Indana	Executive Director
7.	Mr. Antoine Roger Bernard Crombez	Executive Director & Deputy CEO
8.	Mr. Subba Rao Amarthaluru	Independent Director
9.	Mr. Alexandre Guillaume Roger Ziegler	Independent Director
10.	Ms. Siva Kameswari Vissa	Independent Director
11.	Mr. Philippe Pascal	Non-Executive Director
12.	Mr. Xavier Hurstel	Non-Executive Director
13.	Mr. Fernando Echegaray Del Pozo	Non-Executive Director

GMR Airports Limited

DIRECTORS' REPORT FOR FY 2022

TO THE SHAREHOLDERS OF GMR AIRPORTS LIMITED:

Your Directors are pleased to present you the 30th Annual Report on Business and Operations along with the Audited Financial Statements of your Company for the year ended March 31, 2022 along with Auditors' Report thereon. The Consolidated Financial Statements of your Company for the Year ended March 31, 2022, along with Auditors' Report thereon also forms part of this Annual Report, as per the provisions of the Companies Act, 2013 and Accounting Standards.

FINANCIAL PERFORMANCE:

(Rupees in Crore)

Particulars	Standalone		Consolidated	
	FY 2021-22	FY 2020-21	FY 2021-22	FY 2020-21
Revenue from Operations	488.59	360.78	4,448.95	3,469.46
Other Income	89.70	0.52	302.29	247.35
Total Revenue	578.29	361.30	4,751.24	3,716.81
Less : Total Expenses excluding depreciation, Amortization finance cost and exceptional items	178.80	142.47	2,264.51	2,654.46
Earnings before Depreciation, Amortization and Finance Cost	399.49	218.83	2,486.73	1,062.35
Less: Depreciation and amortization Expense	1.52	1.54	886.51	834.06
Less: Finance Cost	479.88	520.13	1,656.47	1,503.97
Profit/(Loss) before share of profit of associates and joint venture and Tax	(81.91)	(302.84)	(56.25)	(1,275.68)
Share of profit of associates and joint venture (net)		-	71.39	(116.81)
Profit/(Loss) before tax	(81.91)	(302.84)	(390.13)	(1,392.49)
Less: Tax expenses	(1.28)	(45.10)	(374.99)	(270.70)
Profit/(Loss) for the period	(80.63)	(257.74)	(118.66)	(1,121.79)

GMR Airports Limited

Particulars	Standalone		Consolidated	
	FY 2021-22	FY 2020-21	FY 2021-22	FY 2020-21
Add: Other Comprehensive income/(loss) (" OCI ") for the period, net of tax	2,354.58	(987.81)	(340.37)	165.25
Total comprehensive income/(loss) for the period	2,273.95	(1,245.55)	(596.70)	(956.54)
Less: Share of Non-controlling interest	-	-	(112.93)	(193.43)
Profit/(Loss) for the Year After OCI	2,273.95	(1,245.55)	(483.77)	(763.11)

On standalone basis, the revenue from operations for FY 2022 was Rs. 488.59 crore as against Rs. 360.78 crore in FY 2021. The Loss for FY 2022 was Rs. 80.63 crore as against loss of Rs. 257.74 crore in FY 2021. The Profit for FY 2022 after Other Comprehensive Income (OCI) was Rs. 2,273.95 crore as against a Loss of Rs. 1,245.55 crore in FY 2021.

On consolidated basis, the revenue from operations for FY 2022 was Rs. 4,448.95 crore as against Rs. 3,469.46 crore in FY 2021. The loss for FY 2022 was Rs. 118.66 crore as against loss of Rs. 1121.79 crore in FY 2021. The loss for FY 2022 after OCI was Rs. 483.77 crore as against loss of Rs. 763.11 crore in FY 2021.

CHANGE IN THE NATURE OF BUSINESS:

There is no change in the nature of business of the Company during FY 2021-22.

AWARDS & RECOGNITION:

Following are some of the awards, recognitions and accreditations that your Company / its Subsidiaries / Associates received during the year under review:

Delhi International Airport Limited ("**DIAL**"):

During the financial year ended March 31, 2022, DIAL has received numerous awards and has been recognized in various rankings including the following:

GMR Airports Limited

- DIAL has once again emerged as Best Airport in the over 40 million passengers per annum (MPPA) category in Asia Pacific region by Airport Council International (ACI) in the Airport Service Quality Programme (ASQ) 2021 rankings.
- DIAL has been voted as Best Airport in India / South Asia for 4th consecutive years in Skytrax Ranking. Delhi Airport has been voted as Cleanest Airport in India / South Asia in 2022.
- DIAL has been re-**accredited with ACI's Airport Health Accreditation (AHA)** for its efforts in providing a safe travel experience to all travelers without any risk to their health.
- DIAL **has been conferred with ACI World's "Voice of Customer" recognition** for second time in a row for its continuous efforts to listen to its passengers, engage and gather feedback.

Sustainability Focus:

DIAL has always had a strong focus on Sustainability, and has received various awards and accolades in this regard for many years now. In FY 2021-2022:

- DIAL has won the Platinum Recognition in the Green Airports Recognition run by ACI Asia Pacific in over 25 million passenger category. This is the 5th consecutive year where DIAL has been appreciated and awarded for its sustainable initiatives.
- DIAL was declared the prestigious 'Energy Excellent Unit' and bestowed with 'National Energy Leader Award 2021' by CII – Green Business Centre based on the consistent performance of the highest level in the last four years.
- In Wings India 2022, organized by Ministry of Civil Aviation, IGI Airport was bestowed with "Aviation Sustainability and Environment Award" and "Covid Champion Award".

GMR Hyderabad International Airport Limited ("GHIAL"):

During the financial year ended March 31, 2022, GHIAL has received numerous awards and has been recognized in various rankings including the following:

- **ACI Green Airport** recognition 2021- Gold for the Air Quality management;
- **ACI- Airport Health Accreditation-** HYD among first few airports to achieve this certification in the Asia Pacific Region
- **ACI - Best Airport by Size and Region** (15 to 25 million passengers per year in Asia-Pacific)
- **Rank 64th in Skytrax** Annual Awards (**Moved up by 7 places from 71st**) (ahead of BOM and BLR), Best Regional Airport in Central Asia & India Award;

GMR Airports Limited

- **"Gold Award"** at the Telangana State Energy Conservation Awards 2020 & **"Excellence Award"** in 2021;
- **Winner of CII's National Energy Leader** & Energy Excellence Unit Award 2021;
- **"Certificate of Merit"** at BEE's National Energy Conservation Awards (NECA) 2021;
- **ACI Voice of Customer** Recognition;
- **Best Airport Award** at Wings India 2022;

DIVIDEND & APPROPRIATIONS:

Due to losses in FY 2022, your Directors are unable to recommended any dividend on compulsory convertible preference shares as well as equity shares for FY 2021-22.

PRIVATE PLACEMENT OF SECURITIES:

During FY 2021-22, your Company through private placement issued and allotted additional 3,000 Un-secured Rated Listed Redeemable Non-Convertible Bonds (NCBs) of face value of Rs. 10 Lakh each aggregating to Rs. 300 Crore in dematerialized form on August 17, 2021 in terms of Sections 42 and 71 of the Companies Act, 2013 and rules & regulations made thereunder.

Further, after the end of FY 2021-22 and till the date of this Report, the Company with the approval of its Board of Directors, Bond Holders, Bond Trustee and Stock Exchange, had extended the maturity period of the existing Bonds i.e. Tranche 05 from June 24, 2022 to September 24, 2022 and modified some of the terms and conditions of Bond Trust Deed executed with respect to all or part of the issue of Tranche 01, Tranche 02, Tranche 03, Tranche 04 and Tranche 1 (Existing Bonds 3) of the Rated, Un-Secured and Listed NCBs, amounting to Rs.1,670 Crore and Rs. 300 Crore, respectively.

After the end of FY 2021-22 and till the date of this Report, your Company through private placement, issued and allotted additional 990 Un-secured Listed Redeemable NCBs of face value of Rs. 10 Lakh each aggregating to Rs. 99 Crore in dematerialized form on June 24, 2022 and 3010 Un-secured Listed Redeemable NCBs of face value of Rs. 10 Lakh each aggregating to Rs. 301 Crore in dematerialized form on July 18, 2022, in terms of Sections 42 and 71 of the Companies Act, 2013 and rules & regulations made thereunder.

PREFERENTIAL ALLOTMENT OF EQUITY SHARES:

During FY 2021-22, no preferential allotment of equity shares was made.

GMR Airports Limited

DETAILS OF TRUSTEES FOR NON-CONVERTIBLE BONDS:

Catalyst Trusteeship Limited

Registered Address: No. 604, 6th Floor, Windsor C.S.T Road, Kalina, Santacruz (East) Mumbai – 400098, Maharashtra, India

Tel No.: 022-49220503

Fax : 020 - 49220503

Website: <http://www.catalysttrustee.com>

Contact Person: Ms. Brindha Venkatraman -Vice President

INVESTOR GRIEVANCES:

During FY 2021-22, your Company has not received any complaints from the bond holders required to be reported under Regulation 13(3) of SEBI (Listing Obligations & Disclosure Requirements) Regulations, 2015 and Customers Complaints under NBFC Directions.

RESERVES:

The Company being registered as Non-Banking Financial Company is required to transfer 20% of the net profit to special reserve in accordance with Section 45 IC of RBI Act. The said reserve can be used only for the purpose as may be specified by the Reserve Bank of India from time to time. For the year ended March 31, 2022, due to Loss, the Company has not transferred any amount to special reserve.

DIRECTORS AND KEY MANAGERIAL PERSONNEL:

Directors Retire By Rotation:

In terms of the provisions of Section 152 of the Companies Act, 2013 and in terms of the Articles of Association of the Company, Mr. Grandhi Kiran Kumar (DIN 00061669), Mr. Srinivas Bommidala (00061464) and Mr. Augustin De Romanet De Beaune (DIN 08883005), Directors of the Company, are liable to retire by rotation at the ensuing Annual General Meeting of the Company and being eligible, offer themselves for re-appointment. The Board of Directors has recommended their re-appointment for the consideration of the members of the Company at the ensuing Annual General Meeting.

Mr. Grandhi Kiran Kumar (DIN 00061669), Mr. Srinivas Bommidala (00061464) and Mr. Augustin De Romanet De Beaune (DIN 08883005), are not disqualified under section 164(2) of the Companies Act, 2013.

The resolutions seeking re-appointment of above directors have been included in the Notice of 30th Annual General Meeting. The Board of Directors in its meeting held on August 30, 2022 has recommended the resolutions for your approval.

GMR Airports Limited

Appointments:

During FY 2021-22, the following appointments were made:

1. Mr. Fernando Echegaray Del Pozo (DIN 09168107) was appointed as an Additional Director of the Company with effect from May 28, 2021, and has been regularized in the Extra-Ordinary General Meeting of the shareholders of the Company held on July 29, 2021;
2. The appointment of Mr. Augustin de Romanet De Beaune (DIN 08883005), Mr. Philippe Pascal (DIN 08903236) and Mr. Xavier Hurstel (08732167) Directors of the Company has also been regularized in the Extra-Ordinary General Meeting of the shareholders of the Company held on July 29, 2021.
3. The Board of Directors in its meeting held on August 27, 2021 has approved the appointment of Mr. Sushil Kumar Dudeja as the Whole-Time Company Secretary and Key Managerial Personnel in terms of the provisions of the Section 203 of the Companies Act, 2013 and Compliance Officer in terms of the provisions of Regulation 6 of SEBI (Listing Obligations and Disclosure Requirements) Regulations, 2015 of the Company w.e.f. August 25, 2021.
4. Mr. Subba Rao Amarthaluru has been appointed as an Independent Director of the Company w.e.f. September 19, 2021 for a term of 3 consecutive years or up to the conclusion of 32nd Annual General Meeting, whichever is earlier.
5. Mr. Antoine Roger Bernard Crombez (DIN: 09069083) has been appointed as an Executive Director & Deputy CEO of the Company for a period of 3 years effective from the date of approval of Central Government i.e. November 03, 2021.
6. Mr. Alexandre Ziegler has been appointed as an Independent Director of the Company w.e.f. November 03, 2021 for a term of 3 consecutive years or up to the conclusion of 32nd Annual General Meeting, whichever is earlier.

After the end of financial year till the date of this report, the Board of Directors has recommended the appointment of Ms. Bijal Tushar Ajinkya (DIN: 01976832) as an Independent Director of the Company w.e.f. conclusion of 30th Annual General Meeting to be held on or before September 30, 2022, to hold office for a term of 5 consecutive years or up to the conclusion of 35th Annual General Meeting, whichever is earlier, to the shareholders for their approval.

Re-Appointments:

During FY 2021-22, the following re-appointments took place:

GMR Airports Limited

In terms of provisions of Schedule V, Sections 196, 197, 198, 203 of the Companies Act, 2013, the re-appointment of Mr. Grandhi Kiran Kumar (Joint Managing Director & Chief Executive Officer and a Key Managerial Personnel) having DIN: 00061669, Mr. Srinivas Bommidala (Joint Managing Director) having DIN: 00061464 and Mr. I. Prabhakara Rao

(Executive Director) having DIN 03482239 for a term of 3 years from June 01, 2021 to May 31, 2024, was approved by the Board of Directors in its meeting held on May 28, 2021 and Shareholders in their Extra-Ordinary General meeting held on June 29, 2021.

Cessations or Resignations:

During FY 2021-22, Mr. K. Narayana Rao, Non-Executive Director of the Company has resigned w.e.f. August 25, 2021.

Further, second term of appointment of Mr. R.S.S.L.N. Bhaskarudu and Mr. N.C. Sarabeswaran was expired on September 18, 2021. Accordingly, they had ceased to be Independent Directors of the Company.

The Board of Directors placed on record its deep appreciation for the services and support rendered by them as Independent Directors of the Company.

The Company has received declarations from all the Independent Directors of the Company confirming that they meet the criteria of Independence as prescribed under the Companies Act, 2013.

In terms of Section 150 of the Companies Act, 2013 read with Rule 6 of the Companies (Appointment and Qualification of Directors) Rules, 2014, the names of all the independent directors of the Company are forming part of the data bank maintained by the Indian Institute of Corporate Affairs.

The policy on director's appointment and remuneration including criteria for determining qualifications, positive attributes, independence of directors and other matters as required by the provisions of Section 178 of the Companies Act, 2013, may be accessed on the Company's Website at the link: <https://gmrinfra.com/gmr-airports-limited.aspx>.

BOARD EVALUATION:

Pursuant to the provisions of the Companies Act, 2013, the Board has carried out the annual performance evaluation for the financial year ended March 31, 2022, in respect of the Board its Committees, the Chairman and Peers of the Directors. The exercise was carried out by circulating the structured and separate questionnaires among the Directors through DESS Digital Meeting Platform, for Board and Committees Evaluation, the **Chairman's Evaluation and the Directors' Peer Evaluation, after taking into consideration** various aspects of the management and governance. Further, the performance evaluation

GMR Airports Limited

of independent directors have done by the Board of Directors, excluding the Director being evaluated. The Directors have successfully completed the said evaluation through DESS Digital Meeting Platform.

SUBSIDIARY/ ASSOCIATE & JOINT VENTURE COMPANIES:

As on March 31, 2022, in terms of the provisions of the Companies Act 2013, your Company has directly and indirectly 20 Subsidiaries and 14 Associates Companies.

List of Subsidiaries (Direct and Indirect) of the Company as on March 31, 2022:

Sl. No.	Name of Subsidiaries Company	Sl. No.	Name of Subsidiaries Company
1.	Delhi International Airport Limited	11.	GMR Airports Netherlands B.V.
2.	GMR Hyderabad International Airport Limited	12.	GMR Air Cargo and Aerospace Engineering Limited
3.	GMR Airport Developers Limited	13.	Delhi Duty Free Services Private Limited
4.	GMR Airports (Mauritius) Ltd	14.	Delhi Airport Parking Services Private Limited
5.	GMR Airport International B.V	15.	GMR Nagpur International Airport Limited
6.	GMR Airports (Singapore) Pte Ltd	16.	GMR Kannur Duty Free Services Limited
7.	GMR Goa International Airport Limited	17.	GMR Visakhapatnam International Airport Limited
8.	GMR Hospitality and Retail Limited	18.	GMR Aero Technic Limited
9.	GMR Hyderabad Aerotropolis Limited	19.	GMR Airports Greece SMSA
10.	GMR Hyderabad Aviation SEZ Limited	20.	GMR Hyderabad Airport Assets Limited

Associate Companies of the Company (Direct/Indirect) as on March 31, 2022:

Sl. No.	Name of Associate Company	Sl. No.	Name of Associate Company
1.	Delhi Aviation Services Private Limited	8.	GMR Megawide Cebu Airport Corporation
2.	Delhi Aviation Fuel Facility Private Limited	9.	Mactan Travel Retail Group Corporation

GMR Airports Limited

3.	Celebi Delhi Cargo Terminal Management India Private Limited	10.	SSP Mactan Cebu Corporation
4.	TIM Delhi Airport Advertisement Private Limited	11.	Digi Yatra Foundation
5.	Laqshya Hyderabad Airport Media Private Limited	12.	International Airport of Heraklion , Crete Concession SA
6.	Travel Food Services (Delhi Terminal 3) Private Limited	13.	Megawide GMR Construction JV Inc.(MGCJV Inc.)
7.	GMR Bajoli Holi Hydropower Private Limited	14.	ESR GMR Logistics Park Private Limited

Following Companies became Subsidiary(ies), Associates and Joint Ventures during the year:

- GMR Airports Netherlands B.V. (GANB.V.) became subsidiary of the Company w.e.f. December 17, 2021.

Following Companies Ceased to be Subsidiary(ies), Associate(s) and Joint Venture(s) during the year:

- Delhi Aerotropolis Private Limited ceased to be a stepdown subsidiary of your Company w.e.f. December 09, 2021 due to strike-off.

During FY 2021-22, there has been no material change in the nature of the business of the subsidiaries and associates.

As per the provisions of Section 129 of the Companies Act, 2013, the consolidated financial statements of the Company, its subsidiaries and associates are enclosed in the Annual Report. The annual accounts of subsidiaries and associates of the Company will be made available to shareholders on request and will also be kept open for inspection by any shareholder at the Registered Office and Corporate Office of your Company. A statement in Form AOC-1 containing the salient features of the financial statements of **the Company's subsidiaries, associates** and joint venture is also enclosed with financial statements as **"Annexure- I"**.

MEETINGS OF THE BOARD OF DIRECTORS:

During FY 2021-22, 6 Board meetings were held. The intervening gap between the meetings was within the period prescribed under the Companies Act, 2013. The details of meetings held and attendance by Directors during FY 2021-22 are enclosed as an **"Annexure II"**.

GMR Airports Limited

AUDIT COMMITTEE:

The Company has a duly constituted Audit Committee in line with the provisions of the Companies Act, 2013 and SEBI (Listing Obligations & Disclosure Requirements), Regulations, 2015.

All the members of the Committee have the requisite qualifications for appointment on the Committees and possess sound knowledge of finance, accounting practices and internal controls.

The composition of the Audit Committee along with the details of meetings held and attended by Members during FY 2021-22 are given below:

Sl. No.	Name	May 27, 2021	May 31, 2021	August 10, 2021	August 26, 2021	November 10, 2021	February 07, 2022	March 29, 2022
1.	Mr. N.C. Sarabeswaran - Chairman#	Yes	Yes	Yes	Yes	NA	NA	NA
2.	Mr. R.S.S.L.N. Bhaskarudu - Member#	Yes	Yes	Yes	Yes	NA	NA	NA
3.	Mr. A. Subba Rao - Chairman*	NA	NA	NA	NA	Yes	Yes	Yes
4.	Mr. Alexandre Ziegler - Member*	NA	NA	NA	NA	LOA	Yes	LOA
5.	Mrs. Siva Kameswari Vissa - Member	Yes	Yes	Yes	Yes	Yes	Yes	Yes
6.	Mr. I. Prabhakara Rao - Member	Yes	Yes	Yes	Yes	Yes	Yes	LOA
7.	Mr. Philippe Pascal - Member	Yes	Yes	Yes	Yes	Yes	Yes	LOA

GMR Airports Limited

***Note: Mr. A. Subba Rao was inducted as Chairman and Mr. Alexandre Ziegler was inducted as a member of the Committee w.e.f. November 08, 2021. # Second Term of appointment of Mr. R.S.S.L.N. Bhaskarudu and Mr. N.C. Sarabeswaran had expired on September 18, 2021. Accordingly, they ceased to be members of the Audit Committee of the Company.**

Further, during the year under review, the Board of Directors has accepted all the recommendations of Audit Committee.

TERMS OF REFERENCE OF AUDIT COMMITTEE:

The terms of reference of the Audit Committee of Board of Directors are as follows:

1. **Oversee the Company's financial reporting process and the disclosure of its financial information to ensure that the financial statement is correct, sufficient and credible;**
2. **Recommendation for appointment, remuneration and terms of appointment of Statutory, Internal and Secretarial Auditors ("Auditors") of the Company;**
3. **Approval of payment to statutory auditors for any other services rendered by the statutory auditors;**
4. **Reviewing, with the management, the annual financial statements and auditors' report thereon before submission to the board for approval, with particular reference to:**
 - (a) **Matters required to be included in the Director's Responsibility Statement to be included in the Board's Report in terms of clause (c) of sub-section 3 of section 134 of the Companies Act, 2013;**
 - (b) **Major accounting entries involving estimates based on the exercise of judgment by management;**
 - (c) **Significant adjustments made in the financial statements arising out of audit findings;**
 - (d) **Compliance with listing and other legal requirements relating to financial statements;**
 - (e) **Disclosure of any related party transactions; and**
 - (f) **Qualifications in the draft audit report.**
5. **Reviewing, with the management, the quarterly financial statements before submission to the board for approval;**
6. **Reviewing, with the management, the statement of uses / application of funds raised through an issue (public issue, rights issue, preferential issue, etc.), the statement of funds utilized for purposes other than those stated in the offer document / prospectus / notice and the report submitted by the monitoring agency monitoring the utilization of proceeds of a public or rights issue, and making appropriate recommendations to the Board to take up steps in this matter;**
7. **Review and monitor the auditor's independence and performance and effectiveness of audit process;**

GMR Airports Limited

8. Approval or any subsequent modification of transactions of the Company with related parties;
9. Scrutiny of inter-corporate loans and investments;
10. Valuation of undertakings or assets of the Company, wherever it is necessary;
11. Evaluation of internal financial controls and risk management systems;
12. Reviewing, with the management, performance of statutory and internal auditors, adequacy of the internal control systems;
13. Reviewing the adequacy of internal audit function, if any, including the structure of the internal audit department, staffing and seniority of the official heading the department, reporting structure coverage and frequency of internal audit
14. Discussion with internal auditors of any significant findings and follow up thereon;
15. Reviewing the findings of any internal investigations by the internal auditors into matters where there is suspected fraud or irregularity or a failure of internal control systems of a material nature and reporting the matter to the Board;
16. Discussion with statutory auditors before the audit commences, about the nature and scope of audit as well as post-audit discussion to ascertain any area of concern;
17. To look into the reasons for substantial defaults in the payment to the depositors, debenture holders, shareholders (in case of non-payment of declared dividends) and creditors;
18. To review the functioning of the Whistle Blower mechanism;
19. Approval of appointment of CFO (i.e., the Whole-time Finance Director or any other person heading the finance function or discharging that function) after assessing the qualifications, experience and background etc., of the candidate.
20. Review the utilization of loans and/ or advances from/investment in any subsidiary exceeding Rs.100 Crore or 10% of the asset size of such subsidiary, whichever is lower including existing loans / advances / investments
21. Review compliance with the provisions of Securities and Exchange Board of India (Prohibition of Insider Trading) Regulations, 2015 at least once in a financial year and shall verify that the systems for internal control are adequate and are operating effectively
22. Consider and comment on rationale, cost-benefits and impact of schemes involving merger, demerger, amalgamation etc., on the Company and shareholders and such other as may be specified by Securities and Exchange Board of India from time to time in respect any type of restructuring.
23. Any other item or subject that may be required by the Companies Act, 2013 or SEBI Listing Regulations, as amended from time to time or under any other applicable law or statute.

NOMINATION AND REMUNERATION COMMITTEE:

The Board of Directors had constituted a Nomination and Remuneration Committee. The Composition of the Nomination and Remuneration Committee along with the details of meetings held and attended by Members during FY 2021-22 are given below:

GMR Airports Limited

Sl. No.	Name	May 27, 2021	August 26, 2021
1.	Mr. R.S.S.L.N. Bhaskarudu – Chairman#	Yes	Yes
2.	Mr. N. C. Sarabeswaran – Member#	Yes	Yes
3.	Mr. G.B.S. Raju – Member	LOA	LOA
4.	Mr. Xavier Hürstel – Member	Yes	Yes

Note: Mrs. Siva Kameswari Vissa was inducted as Chairperson and Mr. A. Subba Rao was inducted as a Member of the Nomination and Remuneration Committee w.e.f. October 13, 2021.

#Second Term of appointment of Mr. R.S.S.L.N. Bhaskarudu and Mr. N.C. Sarabeswaran had been expired on September 18, 2021. Accordingly, they ceased to be members of the Nomination and Remuneration Committee of the Company with effect from the said date.

TERMS OF REFERENCE OF NOMINATION AND REMUNERATION COMMITTEE:

The terms of reference of the Nomination and Remuneration Committee of Board of Directors are as follows:

1. Identify persons who are qualified to become directors and who may be appointed in senior management in accordance with the criteria laid down, recommend to the Board their appointment and removal.
2. Specify the manner for effective evaluation of performance of Board, its committees and individual directors to be carried out either by the Board, by the Nomination and Remuneration Committee or by an independent external agency and review its implementation and compliance and to review the performance of Independent Directors;
3. Formulate the criteria for determining qualifications, positive attributes and independence of a director and recommend to the Board a policy, relating to the remuneration for the directors, key managerial personnel and other employees;
 - (a) For every appointment of an independent director, the Nomination and Remuneration Committee shall evaluate the balance of skills, knowledge and experience on the Board and on the basis of such evaluation, prepare a description of the role and capabilities required of an independent director. The person recommended to the Board for appointment as an independent director shall have the capabilities identified in such description. For the purpose of identifying suitable candidates, the Committee may:
 - use the services of an external agencies, if required;
 - consider candidates from a wide range of backgrounds, having due regard to diversity; and

GMR Airports Limited

- consider the time commitments of the candidates.
4. Formulation of criteria for evaluation of Independent Directors and the Board;
 5. Devising a policy on Board diversity;
 6. The Committee shall take into consideration and ensure the compliance of provisions under Schedule V of the Companies Act, 2013 for appointing and fixing remuneration of Managing Directors / Whole time Directors;
 7. **Recommending to the Board, all remuneration, in whatever form, payable to senior management;**
 8. Any other item or subject that may be required by the Companies Act, 2013 or SEBI Listing Regulations, as amended from time to time or under any other applicable law or statute."

STAKEHOLDERS RELATIONSHIP COMMITTEE:

Your Company has a duly constituted Stakeholders Relationship Committee on August 30, 2022. The composition of the Committee is as under:

Sl. No.	Name of Member of Committee
1.	Mr. A Subba Rao- Independent Director- Chairman
2.	Mr. I. Prabhakara Rao – Executive Director – Member
3.	Mr. Antoine Crombez- Executive Director & Dy. CEO- Member

TERMS OF REFERENCE OF STAKEHOLDERS RELATIONSHIP COMMITTEE:

The terms of reference of the Stakeholders Relationship Committee of Board of Directors are as follows:

1. Resolving the grievances of the security holders of the listed entity including complaints related to transfer/transmission of shares, non-receipt of annual report, non-receipt of declared dividends, issue of new/duplicate certificates, general meetings etc.
2. Review of measures taken for effective exercise of voting rights by shareholders.
3. Review of adherence to the service standards adopted by the listed entity in respect of various services being rendered by the Registrar & Share Transfer Agent.
4. Review of the various measures and initiatives taken by the listed entity for reducing the quantum of unclaimed dividends and ensuring timely receipt of dividend warrants/annual reports/statutory notices by the shareholders of the company.

CORPORATE SOCIAL RESPONSIBILITY (CSR) COMMITTEE:

As per the provisions of Companies Act, 2013, the Composition of the Corporate Social Responsibility Committee along with the details of meetings held and attended by Members during FY 2021-22 are given below:

GMR Airports Limited

Sl. No.	Name of Member of Committee	May 27, 2021
1.	Mr. R.S.S.L.N. Bhaskarudu – Chairman	Yes
2.	Mr. Srinivas Bommidala – Member	LOA
3.	Mr. I. Prabhakara Rao – Member	Yes

Note: Mr. A. Subba Rao was inducted as Chairman of the CSR Committee w.e.f. October 13, 2021.

#Second Term of appointment of Mr. R.S.S.L.N. Bhaskarudu and Mr. N.C. Sarabeswaran had expired on September 18, 2021. Accordingly, they ceased to be members of the CSR Committee of the Company.

TERMS OF REFERENCE OF CSR COMMITTEE:

The terms of reference of the CSR Committee of Board of Directors are as follows:

1. Preparation of Corporate Social Responsibility Policy for the Company and to recommend the Board for its approval;
2. Recommendation of projects or programmes relating to activities to be undertaken by the Company as specified in Schedule VII of the Companies Act, 2013;
3. To recommend on CSR activities to be undertaken by the Company on its own or in collaboration with any registered trust / society or a company established under Section 25 of the Companies Act, 1956 or under Section 8 of the Companies Act, 2013;
4. Formulate and recommend to the Board, an annual action plan in pursuance of its CSR policy, which shall include the following, namely: -
 - (a) the list of CSR projects or programmes to be undertaken in areas or subjects specified in Schedule VII of the Act;
 - (b) the manner of execution of such projects or programmes;
 - (c) the modalities of utilization of funds and implementation schedules for the projects or programmes;
 - (d) Monitoring and reporting mechanism for the projects or programmes; and
 - (e) Details of need and impact assessment, if any, for the projects undertaken by the company;
5. To institute a transparent monitoring mechanism for implementation of the CSR projects or programs or activities undertaken by the Company or trust / society / company mentioned in point no.(iii);
6. To report periodically on the CSR activities of the Company to the Board and in the **Board's report;**
7. To seek expert advice on CSR activities of the Company that may be appropriate to discharge its responsibilities; and
8. To take up any other roles and responsibilities delegated by the Board from time to time.

GMR Airports Limited

Schedule VII of the Companies Act, 2013 listing out the activities which may be included by companies in their CSR policies was also placed before the Committee for its perusal.

The CSR Committee has formulated and recommended to the Board, a Corporate Social Responsibility Policy indicating the activities to be undertaken by the Company, which has been approved by the Board.

During the period under review, in view of the Average Net loss of Rs. 195.50 Crore (approx.) during the past three financial years (i.e. FY 2019 to FY 2021), your Company was not required to spend on CSR activities during FY 2021-22 and consequently no budget was allocated for CSR activities. However, various Subsidiaries and Associates of the Company had been engaged in CSR Initiatives and they collectively had spent an amount of Rs. 2,223.83 Lakh (approx.) during FY 2021-22 towards various CSR initiatives.

As required by the provisions of Section 135 and Rules made thereunder, the annual report on CSR activities and initiatives, details about the policy developed and implemented by the Company on CSR initiatives undertaken during the year is enclosed as **Annexure – III**.

COMMITTEE(S) AS PER THE SEBI (LISTING OBLIGATIONS & DISCLOSURE REQUIREMENTS) REGULATIONS, 2015 / NBFC DIRECTION(S) ISSUED BY RBI:

Your Company has constituted the following committee(s) as required pursuant to the directions issued by RBI from time to time. The Committees comprises of the following members as on the date of approval of this Report:

Sl. No.	Name of Committee	Members of the Committee
1.	IT Strategy Committee	Ms. Siva Kameswari Vissa – Chairperson Mr. Kalyan Singh – CTO - Member* Mr. Rahul Sandilya – CIO - Member* Mr. Srinadh Prasad K - CTO – Member* Chief IT Strategy Officer- Permanent Invitee to the meetings*
2.	IT Steering Committee	Ms. Siva Kameswari Vissa – Chairperson Mr. Kalyan Singh – CTO - Member* Mr. Rahul Sandilya – CIO - Member* Mr. Srinadh Prasad K – CTO - Member Mrs. Manisha Bansawal - Dy. CISO - Member* Chief IT Strategy Officer- Invitee to the meetings*

GMR Airports Limited

3.	Risk Management Committee	Mr. G.B.S Raju, Vice Chairman – Chairman Mr. Grandhi Kiran Kumar, Jt. Managing Director & CEO - Member Mr. G.R.K. Babu, CFO - Member Mr. Sanjeev Sharma, CRO – Permanent Invitee# Mr. Rajesh Kumar Arora, CEO-Business Development – Permanent Invitee# Mr. Ashish Jain, Group Head CSPD & ERM- Permanent Invitee#
4.	Assets Liability Management Committee	Mr. Grandhi Kiran Kumar – Chairman Mr. G.R.K. Babu - Member Mr. Manoj Dharewa - Member Mr. Madhukar Dodrajka – Member Mr. Sanjeev Sharma – Member (Appointed as CRO w.e.f. February 07, 2022)

***Note:**

Mr. Rahul Sandilya - CIO and Mr. Srinadh Prasad K – CTO were inducted as members of IT Strategy and IT Steering Committee w.e.f. November 08, 2021 and May 13, 2022, respectively.

Mrs. Manisha Bansiwa was inducted as a member of IT Steering Committee w.e.f. May 13, 2022;

Chief IT Strategy Officer will be the Permanent Invitee for IT Strategy Committee Meeting(s) and IT Steering Committee Meeting(s) w.e.f. May 13, 2022.

#Note:

Mr. Sanjeev Sharma - CRO, Mr. Rajesh Kumar Arora - CEO-Business Development and Mr. Ashish Jain - Group Head CSPD & ERM are Permanent Invitees for the Risk Management Committee meeting(s) w.e.f. May 13, 2022.

TERMS OF REFERENCE OF IT STRATEGY COMMITTEE:

The terms of reference of the IT Strategy Committee are as follows:

1. Approving IT strategy and policy documents and ensuring that the management has put an effective strategic planning process in place;
2. Ascertaining that management has implemented processes and practices that ensure that the IT delivers value to the business;
3. Ensuring IT investments represent a balance of risks and benefits and that budgets are acceptable;
4. Monitoring the method that management uses to determine the IT resources needed to achieve strategic goals and provide high-level direction for sourcing and use of IT resources; and
5. Ensuring proper balance of IT investments for sustaining growth of the Company and becoming aware about exposure towards IT risks and controls.

GMR Airports Limited

TERMS OF REFERENCE OF IT STEERING COMMITTEE:

The terms of references of the IT Steering Committee are as follows:

1. priority setting;
2. resource allocation;
3. providing oversight;
4. monitoring progress of the project, including deliverables to be realized at each phase of the project; and
5. milestones to be reached according to the project timetable (project tracking).

TERMS OF REFERENCE OF RISK MANAGEMENT COMMITTEE:

The terms of reference of the Risk Management Committee are as follows:

1. To formulate a detailed risk management policy which shall include:
 - (a) A framework for identification of internal and external risks specifically faced by the listed entity, in particular including financial, operational, sectoral, sustainability particularly, ESG related risks), information, cyber security risks or any other risk as may be determined by the Committee;
 - (b) Measures for risk mitigation including systems and processes for internal control of identified risks;
 - (c) Business continuity plan.
2. To ensure that appropriate methodology, processes and systems are in place to monitor and evaluate risks associated with the business of the Company;
3. To monitor and oversee implementation of the risk management policy, including evaluating the adequacy of risk management systems;
4. To periodically review the risk management policy, at least once in two years, including by considering the changing industry dynamics and evolving complexity;
5. To keep the board of directors informed about the nature and content of its discussions, recommendations and actions to be taken;
6. The appointment, removal and terms of remuneration of the Chief Risk Officer (if any).
7. The Risk Management Committee shall have powers to seek information from any employee, obtain outside legal or other professional advice and secure attendance of outsiders with relevant expertise, if it considers necessary.

TERMS OF REFERENCE OF ASSET-LIABILITY MANAGEMENT COMMITTEE:

The terms of references of the Asset-Liability Management Committee are as follows:

GMR Airports Limited

1. Ensuring the adherence to the Risk tolerance/limits set by the Board and implementing the liquidity risk management strategy as defined in this Framework;
2. Decision on desired Maturity Profile and Mix of incremental assets and liabilities;
3. Sale of Assets as a source of Funding;
4. Structure, responsibilities and controls for managing Liquidity Risk;
5. Overseeing the Liquidity Position.
6. Such other matters, as required by the Board or the RBI in terms of any amendment in the Rules, Regulations, Master Directions, etc from time to time.

THE DETAILS OF MEETINGS OF THE COMMITTEES REQUIRED AS PER THE SEBI (LISTING OBLIGATIONS & DISCLOSURE REQUIREMENTS) REGULATIONS, 2015 AND NBFC DIRECTION(S) ISSUED BY RBI HELD AND ATTENDED BY THEIR MEMBERS DURING FY 2021-22 ARE GIVEN BELOW:

IT Strategy Committee			
Sl. No.	Members of the Committee	June 22, 2021	December 21, 2021
1.	Ms. Siva Kameswari Vissa – Chairperson	Yes	Yes
2.	Mr. Kalyan Singh – Member	Yes	Yes
3.	Mr. Rahul Shandilya- Member	NA	LOA

IT Steering Committee			
Sl. No.	Members of the Committee	June 22, 2021	December 21, 2021
1.	Ms. Siva Kameswari Vissa – Chairperson	Yes	Yes
2.	Mr. Kalyan Singh – Member	Yes	Yes
3.	Mr. Rahul Shandilya – Member	NA	LOA

GMR Airports Limited

Risk Management Committee							
Sl. No.	Members of the Committee	April 28, 2021	May 17, 2021	June 10, 2021	August 26, 2021	September 27, 2021	November 24, 2021
1.	Mr. G.B.S Raju – Chairman	Yes	Yes	Yes	Yes	Yes	Yes
2.	Mr. Grandhi Kiran Kumar, Member	Yes	Yes	Yes	Yes	Yes	Yes
3.	Mr. G.R.K. Babu - Member	Yes	Yes	Yes	Yes	Yes	Yes

Asset-Liability Management Committee				
Sl. No.	Members of the Committee	December 29, 2021	January 28, 2022	March 23, 2022
1.	Mr. Grandhi Kiran Kumar - Chairman	Yes	Yes	Yes
2.	Mr. G.R.K. Babu - Member	Yes	Yes	Yes
3.	Mr. Manoj Dharewa - Member	Yes	Yes	Yes
4.	Mr. Madhukar Dodrajka – Member	Yes	Yes	Yes
5.	Mr. Sanjeev Sharma – Member (Appointed as CRO w.e.f. February 07, 2022)	NA	NA	Yes

GMR Airports Limited

OTHER COMMITTEES:

Your Company has also constituted Business Plan Committee and Bidding Committee. The composition of the said committees is as under as on August 30, 2022.

Sl. No.	Name of Member of Business Plan Committee
1.	Mr. GBS Raju
2.	Mr. I. Prabhakara Rao
3.	Mr. Philippe Pascal
4.	Mr. Anotine Crombez*

Sl. No.	Name of Member of Bidding Committee
1.	Mr. GBS Raju
2.	Mr. Grandhi Kiran Kumar
3.	Mr. Xavier Hürstel
4.	Mr. Antoine Crombez*

***Mr. Antoine Crombez was inducted as a member of Business Plan Committee and Bidding Committee w.e.f. February 07, 2022.**

TERM OF REFERENCE OF BUSINESS PLAN COMMITTEE:

The terms of reference of the Business Plan Committee of Board of Directors are as follows:

1. To prepare, deliberate, discuss and approve in advance the Business Plans;
2. The Business Plan Committee shall be authorized to seek appropriate assistance and relevant professional/technical advice from, and delegate the work in relation to preparation of the Business Plans to, any employees of GAL, ADP and GIL or external consultants;
3. No Business Plan shall be submitted for approval of the GAL Board unless approved by the Business Plan Committee, or in order to resolve a deadlock at the Business Plan Committee;
4. Decisions of the Business Plan Committee shall be taken by a simple majority;
5. The committee shall comply the other provision of SHA as applicable.

TERM OF REFERENCE OF BIDDING COMMITTEE:

The terms of reference of the Bidding Committee of Board of Directors are as follows:

1. To evaluate and take decisions in relation to bids for new airport operations concessions by GAL or any Material Subsidiary/JV;
2. The Bidding Committee shall be authorised to seek appropriate assistance and relevant professional/technical advice from, and delegate the work in relation to

GMR Airports Limited

- evaluation of any bid to, any employees of GAL, ADP and GIL or external consultants;
3. Any decision of the Bidding Committee which involves a bid:
 - (i) with over INR 1600 crore in potential project costs shall require prior approval of one ADP Director and one GIL Director; and
 - (ii) with over INR 400 crore and up to INR1,600 crore in potential project costs shall need to be discussed with the ADP Director.
 4. The committee shall comply the other provision of SHA as applicable.

THE DETAILS OF MEETINGS OF BUSINESS PLAN COMMITTEE AND BIDDING COMMITTEE HELD AND ATTENDED BY MEMBERS DURING FY 2021-22 ARE GIVEN BELOW:

Business Plan Committee		
Sl. No.	Name of Member of Committee	January 28, 2022
1.	Mr. G.B.S. Raju - Chairman	Yes
2.	Mr. I. Prabhakara Rao – Member	Yes
3.	Mr. Philippe Pascal - Member	Yes

Bidding Committee				
Sl. No.	Name of Member of Committee	May 21, 2021	June 16, 2021	November 07, 2021
1.	Mr. G.B.S. Raju - Chairman	Yes	Yes	Yes
2.	Mr. Grandhi Kiran Kumar – Member	Yes	Yes	Yes
3.	Mr. Xavier Hurstel – Member	Yes	Yes	Yes

INDEPENDENT DIRECTORS MEETING:

In terms of the requirements under Schedule IV of the Companies Act 2013, a separate meeting of the Independent Directors was held on August 26, 2021.

DISCLOSURE OF VIGIL MECHANISM/WHISTLE BLOWER AS PER SECTION 177(10):

The Company has established a vigil mechanism as per the requirement of the Companies Act, 2013.

The Vigil Mechanism Policy of the Company to provide for adequate safeguards against victimization of persons who use such mechanism may be accessed on the Company's Website at the Link <https://gmrinfra.com/gmr-airports-limited.aspx>.

GMR Airports Limited

AUDITORS & AUDITORS' REPORT:

M/s Walker Chandiook & Co., were appointed as Statutory Auditors of Company for a consecutive period of 5 years from the conclusion of 27th Annual General Meeting till the conclusion of 32nd Annual General Meeting of the Company by the Board of Directors on the recommendation of Audit Committee in its meeting held on September 30, 2019 and Shareholders in their Annual General Meeting held on September 30, 2019.

Further, as per the requirement of RBI Direction, the Company needs to appoint Joint Statutory Auditors. Therefore, the Board of Directors in its meeting held on August 27, 2021 had recommended the appointment of M/s KS Rao & Co., Chartered Accountants, (Firm Registration number [003109S]) as the Joint Statutory Auditor of the Company along with M/s. Walker Chandiook & L.L.P., Chartered Accountants (Firm Registration No. 001076N/ N500013), to hold Office for a consecutive period of 5 years from the conclusion of 29th Annual General Meeting up to conclusion of 34th Annual General Meeting of the Company (i.e., up to September 2026) to the Shareholders for their approval. Accordingly, the members of the Company had approved the appointment of M/s. KS Rao & Co. Chartered Accountants, (Firm Registration number [003109S]) as the Joint Statutory Auditor of the Company.

As per the RBI Guidelines, in order to protect the independence of the auditors /audit firms, the Company required to appoint the Statutory Auditors not more than continuous period of three years.

Considering the conflict in the provisions of the Companies Act, 2013 and RBI Guidelines, M/s. Walker Chandiook & L.L.P., Chartered Accountants (Firm Registration No. 001076N/ N500013) had resign from the position of Joint Statutory Auditors of the Company w.e.f. the conclusion of ensuing 30th Annual General Meeting of the Company.

Accordingly, the Board of Directors in its meeting held on August 30, 2022 had recommended the appointment of M/s. Manohar Chowdhry & Associates, Chartered Accountants (Firm Registration number 001997S) which meets the eligibility criteria mentioned under Companies Act, 2013 as well as guidelines issued by Reserve Bank of India for appointment of Auditors, to act as the Joint Statutory Auditors of the Company along with M/s. K.S. Rao & Co., Chartered Accountants (Firm Registration No. 003109S), to hold Office for a consecutive period of three years from the conclusion of 30th Annual General Meeting to the conclusion of 33rd Annual General Meeting of the Company (i.e., up to September 2025) to the Shareholders for their approval.

The report given by M/s. Walker Chandiook & Co., Chartered Accountants (ICAI Firm Registration No. 101049W) and M/s. KS Rao & Co. Chartered Accountants, (Firm Registration number [003109S]), Joint Statutory Auditors on financial statements of the Company for FY 2022 forms part of the Annual Report.

GMR Airports Limited

The Auditors' Report contains a qualification, as detailed in note 49 to the Standalone & note 47(xxvi) to the Consolidated financial statements, the Company has issued Bonus Compulsory Convertible Preference Shares Series A, Series B, Series C and Series D (hereinafter together referred as "Bonus CCPS") to shareholders of the Company pursuant to the terms of the Shareholders' Agreement entered between the shareholders of the Company, the Company and Aéroports de Paris S.A which are being carried at face value.

In our opinion, basis the terms of such Bonus CCPS, the accounting treatment is not in accordance with Ind AS 109, Financial Instruments, as the liability towards these Bonus CCPS should be recognised at their fair value. Had the Company applied the appropriate accounting treatment for these Bonus CCPS, 'Other equity' would have been lower by

Rs. 1,113.14 crore, and 'Other financial liability' would have been higher by Rs. 1,113.14 crore as at March 31, 2022.

Management reply on the qualification: "During the year ended March 31, 2020, the Company has issued 273,516,392 Bonus non-cumulative compulsorily convertible preference shares series A each having a face value of Rs. 10 each, for an aggregate face value of Rs. 273.52 Crore as per terms of Shareholders' Agreement ('SHA') dated February 20, 2020 between the Company, Aéroports de Paris S.A. ('ADP'), GMR Infrastructure Limited ('GIL'), and GMR Infra Services Limited ('GISL'), and the Share

Subscription and Share Purchase Agreement dated February 20, 2020 ("SSPA") entered among ADP, GIL, GMR Infra Developers Limited, GISL and Company. These Compulsory Convertible Preference shares are convertible into equity shares no later than November 15, 2024 in accordance with terms of SHA.

Further, during the year ended March 31, 2021 as part of second closing with ADP, the Company has issued Bonus CCPS series B, C and D each having a face value of Rs. 10 each, for an aggregate face value of Rs. 169.34 Crore as per terms of the revised Shareholders agreement dated July 7, 2020. Bonus CCPS Series B, C and D are convertible into such number of equity shares in accordance with schedule 12 of amended shareholder agreement which are dependent on the Company consolidated target earnings before interest, tax, depreciation and amortization ('EBITDA') for financial year ended March 31, 2022, March 31, 2023 and March 31, 2024. Bonus Compulsory Convertible Preference Shares Series A, Series B, Series C and Series D are hereinafter together referred as 'Bonus CCPS'.

All these Bonus CCPS are convertible into the equity shares of the Company as per the terms and conditions specified in the SHA. These Bonus CCPS are issued to the shareholders of the Company as Bonus Shares and are non-redeemable and can only be converted into equity shares of the Company. These Bonus CCPS are currently recorded at the face value and not at fair value in accordance with Ind AS 109 'Financial Instruments'. The difference between the fair value and face value being notional in

GMR Airports Limited

nature, amounting to Rs. 1,113.14 Crore does not impact the "Other Equity". Considering the terms of these Bonus CCPS, once converted, the requisite adjustments will be made in the "Other Equity".

SECRETARIAL AUDIT REPORT:

The Board had appointed M/s Arun Kumar Gupta & Associates, Company Secretaries (Certificate of Practice Number: 5086) to conduct the Secretarial Audit of the Company for FY 2021-22.

The Secretarial Audit Report for the year ended March 31, 2022, is enclosed as **Annexure IV**. The Secretarial Auditors' report is self-explanatory and therefore, does not require further comments and explanation. The Secretarial Audit Report does not contain any qualifications, reservations or adverse remarks.

The Board has re-appointed M/s Arun Kumar Gupta & Associates, Company Secretaries (Certificate of Practice Number: 5086) as Secretarial Auditors of the Company for FY 2021-22.

SECRETARIAL STANDARDS:

Your Company has complied with applicable Secretarial Standards (SS), i.e., SS-1 and SS-2, relating to 'Meetings of the Board of Directors' and 'General Meetings', respectively, issued by The Institute of Company Secretaries of India.

MATERIAL CHANGES AND COMMITMENTS:

There are no material changes and commitments affecting the financial position of the Company after the end of financial year till the date of this report.

RISK MANAGEMENT:

The Company has a well laid out Risk Management Policy, covering the process of identifying, assessing, mitigating, reporting and reviewing critical risks impacting the **achievement of Company's** objectives.

The GMR Group has framed and implemented a risk management policy across the Group and the same is adopted by the Company. The policy is aligned to ISO 31000:2009 framework (Risk Management - Principles and Guidelines) for identification of elements of risk. There are certain inherent risks as associated with every business and your company is also not immune to the same. As per the provisions of SEBI (Listing Obligations & Disclosure Requirements) Regulations, 2015 and RBI Regulations applicable to Core Investment Companies, your Company has constituted a Risk Management Committee and had appointed a Chief Risk Officer, which identifies the risks associated with the business and continuously reviewing the same and preparing strategies to

GMR Airports Limited

mitigate it. There are no risks identified by the Board which may threaten the existence of the Company.

CREDIT RATING:

The Company has a standalone issuer credit rating of **Care A – by Care Rating**. Various borrowing programs of the Company have also been given the same rating (i.e. Care A- from credit rating agency).

SIGNIFICANT AND MATERIAL ORDERS PASSED BY THE REGULATOR OR COURTS OR TRIBUNALS IMPACTING THE GOING CONCERN STATUS AND COMPANY'S OPERATIONS IN FUTURE:

There are no significant and material orders passed by the regulator or courts or tribunals impacting the going concern status and **company's operations** in future except explained in the Financial Statements for the year ended March 31, 2022.

INTERNAL AUDIT AND ADEQUACY OF INTERNAL FINANCIAL CONTROLS WITH REFERENCE TO THE FINANCIAL STATEMENTS:

The Company conducts its Internal Audit and compliance functions within the parameters of regulatory framework which is well commensurate with the size, scale and complexity of operations.

The Company has an Internal Audit department (Management Assurance Group) which is staffed with experienced personnel. Its reports are reviewed by the Audit Committee of the Board. The Audit Committee reviews the performance of the Internal Audit function, the effectiveness of controls & compliance with regulatory guidelines.

The Company has established its internal financial control framework, in accordance with the COSO framework, to ensure the adequacy of design and operating effectiveness of operational, financial and compliance controls.

The Company has adopted policies and procedures including the design, implementation and maintenance of adequate internal financial controls that were operating effectively for ensuring the orderly and efficient conduct of its business, including adherence to the **Company's policies, safeguarding of its assets, prevention and detection of fraud and errors**, accuracy and completeness of the accounting records and timely preparation of reliable financial disclosures under the Companies Act, 2013. These controls and processes have been embedded and integrated with SAP and/or other allied IT applications which have been implemented.

During the year under review, such controls were reviewed and tested by the internal audit department of the Company. The Statutory Auditors of the Company have also tested the Internal Controls over financial reporting.

GMR Airports Limited

There were no reportable material weakness observed in the design or operating effectiveness of the controls except few areas where the risk has been identified as low and there is a need to further strengthen the controls which are addressed through systemic identification of casuals. Corrective actions, if required, are taken by the respective functions. As far as possible, emphasis is placed on automation of controls within the process to minimize deviations and exceptions.

DEPOSITS:

The Company being Core Investment Company-NBFC has invested or would invest/hold its investments in the shares/securities of its group/holding/subsidiary companies of not less than 90 per cent of its assets and that it would not trade in such shares/securities and that it has neither accepted nor would accept any public deposit during the year, therefore, no disclosure is required as per Rule 8(5) of The Companies (Acceptance of Deposits) Rules, 2014.

COST RECORDS:

In terms of Section 148 of the Companies Act, 2013, the Company is not required to maintain the Cost Records.

PARTICULARS OF LOAN, GUARANTEES OR INVESTMENTS AS PER SECTION 186:

The Company being a NBFC Company, it is in the ordinary course of business of the Company to give loans, to made investments, to give guarantees and to provide securities. The provisions of Section 186 of the Companies Act, 2013 are not applicable to the Company.

However, the details of Investments, loans made by the Company form part of the notes to the Financial Statements in the Annual Report.

PARTICULARS OF CONTRACTS OR ARRANGEMENTS WITH RELATED PARTIES AS PER SECTION 188:

All contracts/arrangements/transactions entered by the Company during the financial year with related parties were in the ordinary course of business and on **an arm's** length basis, therefore the provision of section 188 of the Companies Act, 2013 are not applicable.

The members may refer Note No. 39 to the Standalone Financial Statements and AOC-2 sets out related party disclosure pursuant to Ind AS and the Companies Act, 2013 as enclosed as **Annexure V**.

GMR Airports Limited

Further, the Policy on related party transactions as approved by the Board may be accessed on the Company's website at the link: <https://gmrinfra.com/gmr-airports-limited.aspx>.

ANNUAL RETURN:

Pursuant to Section 92(3) read with Section 134(3)(a) of the Companies Act, 2013, the Annual Return for the year ended as at March 31, 2022, is available on the Company's website on <https://gmrinfra.com/gmr-airports-limited.aspx>.

PARTICULARS OF EMPLOYEES, DIRECTORS & KEY MANAGERIAL PERSONNEL:

The information required pursuant to Section 197 of the Companies Act, 2013, read with Rule 5(1) of the Companies (Appointment and Remuneration of Managerial Personnel) Rules, 2014 is not applicable to the Company.

The disclosure as required in terms of Section 197(12) of the Companies Act, 2013 read with Rule 5(2) of the Companies (Appointment and Remuneration of Managerial Personnel) Rules, 2014 for FY 2022 is enclosed as **Annexure VI**.

CONSERVATION OF ENERGY, TECHNOLOGY ABSORPTION AND FOREIGN EXCHANGE EARNING AND OUTGO:

The particulars relating to conservation of energy, technology absorption as required to be disclosed under the Companies Act, 2013, is not applicable on Company, as the Company is involved in activity of financial services therefore, NIL disclosures is given under **Annexure VII** to the Report.

Further, details regarding to Foreign Exchange Outgo and Earnings are given in the **Note No. 46 & 47 "Other Disclosures"** to the Notes to Accounts to the Balance Sheet as attached

DIRECTORS' RESPONSIBILITY STATEMENT:

To the best of their knowledge and belief and according to the information and explanations obtained by them, your Directors make the following statements in terms of Section 134(3) of the Companies Act, 2013.

1. That in the preparation of the annual accounts for the financial year ended March 31, 2021, the applicable accounting standards read with the requirements set out under Schedule III to the Act, have been followed along with proper explanation relating to material departures, if any;
2. That such accounting policies as mentioned in the Notes to the Financial Statements have been selected and applied consistently and made judgments and estimates that are reasonable and prudent so as to give a true and fair view of the state of

GMR Airports Limited

affairs of the Company at the end of the financial year ended March 31, 2022 and of the profit/loss of the Company for that period;

3. That proper and sufficient care for the maintenance of adequate accounting records in accordance with the provisions of the Companies Act, 2013 for safeguarding the assets of the Company and for preventing and detecting fraud and other irregularities;
4. That the annual financial statements have been prepared for the financial year ended March 31, 2022 **on a 'going concern' basis**;
5. That the company has devised proper systems to ensure compliance with the provisions of all applicable laws and that such systems are adequate and operating effectively.

MERGER AND AMALGAMATION:

The Board of Directors of the Company in its meeting held on August 27, 2021 had approved the Scheme of Amalgamation between GMR Airport Developers Limited (Transferor Company) and GMR Airports Limited (Transferee Company) and their respective shareholders.

Your Company has completed the following steps in this regard:

1. Shifting of registered offices of GMR Airports Limited and GMR Airport Developers Limited were shifted from Bangalore and Hyderabad respectively to Gurugram, Haryana.
2. The Meeting of Merger Committee was held on March 8, 2022 for approving the changes in scheme pursuant to shifting of registered offices of both the Companies.
3. The Transferor Company and the Company have served the notice of Scheme of amalgamation with Registrar of Companies of Delhi/Haryana (ROC), Income Tax Office and Official Liquidator inviting objections, if any, on March 21, 2022.
4. Both the companies have received approval from ROC on April 6, 2022.
5. The Company had not received any objections from Income Tax authority and Official Liquidator within 30 days as required under the Law. Accordingly, it is deemed that they had no comments / observations.
6. the notice was served to the Creditors of the Company for providing No Objection Certificate for the proposed scheme of amalgamation on April 25, 2022. However, the Bondholders of the Company took extra time for obtaining their internal approvals for providing their consent for the proposed scheme of amalgamation.

The Company is required to send the notice to its creditors for obtaining their consent for the proposed scheme of amalgamation. Accordingly, the merger of GAL and GADL will take another 3-4 months for becoming effective. However, due to other proposed restructuring within the group and time constrain, the Board of Directors of the Company in its meeting held on August 30, 2022 has withdrawn the scheme of amalgamation of GAL and GADL.

GMR Airports Limited

GENERAL:

Your Directors state that no disclosure or reporting is required in respect of the following items as there were no transactions on these items during FY 2021-22:

1. Details relating to deposits covered under Chapter V of the Act.
2. Issue of equity shares with differential rights as to dividend, voting or otherwise.
3. Issue of shares (including sweat equity shares) to employees of the Company under any Scheme.
4. No significant or material orders were passed by the Regulators or Courts or Tribunals which impact the going concern status and **Company's operations in future**.
5. The details of application made or any proceeding pending under the Insolvency and Bankruptcy Code, 2016 (31 of 2016) during FY 2021-2022 and at the end of FY 2021-2022.
6. The details of difference between amount of the valuation done at the time of one time settlement and the valuation done while taking loan from the Banks or Financial Institutions along with the reason thereof.

Further, your Directors state that, your company has complied with the provisions related to constitution of Internal Committee (Internal Complaints Committee) under the Sexual Harassment of Women at Workplace (Prevention, Prohibition and Redressal) Act, 2013. Further, during the year under review, there were no cases filed pursuant to the Sexual Harassment of Women at Workplace (Prevention, Prohibition and Redressal) Act, 2013.

Also, the Company has put in place policy and processes to ensure adherence to the requirement of Fair Practices Code, Know Your Customers (KYC) and Anti Money Laundering (AML) norms as per the regulatory guidelines.

ACKNOWLEDGEMENT:

Your Directors place on record their appreciation for assistance and co-operation received from Reserve Bank of India, Government Bodies, Banks, Regulatory Authorities and shareholders of the Company.

GMR Airports Limited

Your Directors wish to place on record their sincere appreciation for the dedicated efforts and consistent contribution made by the employees at all levels, to ensure that the Company continues to grow and excel.

***For and on behalf of the Board of
GMR Airports Limited***

Sd/-

**Grandhi Mallikarjuna Rao
Non-Executive Chairman
DIN : 00574243**

Place: New Delhi
Date: August 30, 2022

(Pursuant to First proviso to sub-section (3) of section 129 of the Companies Act, 2013 read with Rule 5 of the Companies(Accounts) Rules, 2014)

Statement containing salient features of the financial statement of subsidiaries / associate companies / joint ventures

Part "A": Subsidiaries

(Rs. in crore)

S.No	Name of the Subsidiary	Reporting period	Reporting currency	Capital	Other equity / Reserves	Total Assets	Total Liabilities	Investments*	Turnover (Revenue from Operations)	Profit before taxation	Provision for taxation	Profit after taxation	Other comprehensive income (OCI)	Tax impact of OCI	Other comprehensive income (Net)	Total comprehensive income	Proposed Dividend	% of Shareholding \$
1	GMR Hospitality and Retail Limited	April 01, 2021 - March 31, 2022	INR	238.33	(158.36)	256.85	176.88	18.25	133.87	(9.97)	-	(9.97)	(0.08)	-	(0.08)	(10.04)	-	100%
2	GMR Airport Developers Limited	April 01, 2021 - March 31, 2022	INR	10.20	78.88	233.70	144.62	-	161.88	40.29	10.55	29.74	(1.01)	(0.26)	(0.76)	28.98	-	100%
3	GMR Hyderabad International Airport Limited	April 01, 2021 - March 31, 2022	INR	378.00	1,475.55	10,738.44	8,884.89	841.50	673.68	(152.06)	(43.96)	(108.10)	(206.64)	(35.25)	(171.40)	(279.50)	-	63%
4	GMR Hyderabad Aerotropolis Limited**	April 01, 2021 - March 31, 2022	INR	49.88	(26.75)	200.09	176.95	22.11	17.57	(4.80)	(0.81)	(3.99)	(0.00)	-	(0.00)	(3.99)	-	100%
5	GMR Hyderabad Aviation SEZ Limited	April 01, 2021 - March 31, 2022	INR	51.60	(0.48)	234.93	183.82	2.71	40.46	5.85	1.73	4.12	0.00	-	0.00	4.13	-	100%
6	Delhi International Airport Limited	April 01, 2021 - March 31, 2022	INR	2,450.00	(77.95)	19,211.50	16,839.45	775.65	2,914.08	406.19	10.09	17.67	(198.97)	-	(198.97)	(181.30)	-	64%
7	Delhi Aerotropolis Private Limited ***	April 01, 2021 - March 31, 2022	INR	-	-	-	-	-	-	-	-	-	-	-	-	-	-	100%
8	Delhi Airport Parking Services Private Limited	April 01, 2021 - March 31, 2022	INR	81.44	(15.89)	163.48	97.93	9.96	85.99	(5.19)	(0.29)	(4.91)	0.08	0.02	0.06	(4.85)	-	90%
9	GMR Aero Technic Limited	April 01, 2021 - March 31, 2022	INR	0.10	0.00	1.08	0.97	-	0.42	(0.01)	0.00	(0.01)	-	-	-	(0.01)	-	100%
10	GMR Air Cargo and Aerospace Engineering Limited	April 01, 2021 - March 31, 2022	INR	473.83	(459.61)	545.19	530.97	23.43	349.05	6.35	(5.51)	11.85	0.07	-	0.07	11.92	-	100%
11	GMR Airport Singapore Pte Limited (GASPL) (a) #	January 01, 2021 - December 31, 2021	USD	3.20	12.93	25.81	9.69	-	36.84	8.27	-	8.27	(0.34)	-	(0.34)	7.93	-	100%
12	GMR Airports (Mauritius) Limited (a)	January 01, 2021 - December 31, 2021	USD	-	-	-	-	-	-	-	-	-	-	-	-	-	-	100%
13	GMR Airports Greece Single Member S.A. (b)	January 01, 2021 - December 31, 2021	Euro	1.89	(2.50)	1.80	2.41	-	1.65	(2.05)	-	(2.05)	0.11	-	0.11	(1.95)	-	100%
14	GMR Visakhapatnam International Airport Limited #	April 01, 2021 - March 31, 2022	INR	31.75	(0.45)	34.07	2.77	1.97	-	(0.27)	-	(0.27)	-	-	-	(0.27)	-	100%
15	GMR Hyderabad Airport Assets Limited #	April 01, 2021 - March 31, 2022	INR	40.72	12.80	124.93	71.42	-	19.60	7.81	1.84	5.98	-	-	-	5.98	-	100%
16	GMR Nagpur International Airport Limited (GNIAL) #	April 01, 2021 - March 31, 2022	INR	0.01	(0.13)	0.01	0.13	-	-	(0.10)	-	(0.10)	-	-	-	(0.10)	-	100%
17	GMR Kannur Duty Free Services Limited (GKDFSL)	April 01, 2021 - March 31, 2022	INR	4.15	0.34	6.13	1.64	-	8.39	0.62	0.13	0.49	-	-	-	0.49	-	100%
18	GMR International Airport BV (a)	January 01, 2021 - December 31, 2021	USD	7.44	(522.77)	1,884.70	2,400.02	-	-	(196.35)	-	(196.35)	(6.74)	-	(6.74)	(203.09)	-	100%
19	GMR Goa International Airport Limited #	April 01, 2021 - March 31, 2022	INR	600.50	(16.49)	1,780.68	1,196.68	1.24	-	(1.37)	(0.00)	(1.37)	-	-	-	(1.37)	-	99.99%
20	Delhi Duty Free Services Private Limited	April 01, 2021 - March 31, 2022	INR	80.00	350.42	675.91	245.49	-	417.45	133.61	32.87	100.74	0.01	-	0.01	100.75	-	66.93%
21	GMR Airports Netherlands B.V.*	December 17, 2021 - December 31, 2021	-	-	-	-	-	-	-	-	-	-	-	-	-	-	-	-

Notes:

1.The annual accounts of the Subsidiary Companies and the related detailed information will be made available to the members of the Company and the subsidiary companies seeking such information at any point of time.

The annual accounts of the subsidiary companies will also be kept for inspection by any member in the registered office and that of the subsidiary companies concerned.

2.* Investments except investment in Group entities (Subsidiaries / Joint ventures / Associates).

3.**The Regional Director, South-East Region, Ministry of Corporate Affairs, Hyderabad (Regional Director), vide its Confirmation Order dated June 18, 2021, approved the Scheme of Arrangement between GMR Hyderabad Aerotropolis Limited (Demerged Company) and GMR Hyderabad Airport Assets Limited (Resulting Company), envisaging the demerger of "Rent Yielding Warehousing Businesses" of the Demerged Company into the Resulting Company, with appointed date as April 01, 2021.

4.***Delhi Aerotropolis Private Limited has been Striked Off on December 09, 2021.

5. Details of reporting currency and the rate used in the preparation of consolidated financial statements.

Reporting Currency Reference	For Conversion	
	Average Rate (in Rs.)	Closing Rate (in Rs.)
a	73.8815	74.3350
b	87.2908	84.2150

6. # indicates the names of subsidiaries which are yet to commence operations

7\$ Percentage of Shareholding Includes direct holding as well as indirect holding

Part "B": Associates and Joint Ventures

Statement pursuant to Section 129 (3) of the Companies Act, 2013 related to Associate Companies and Joint Ventures

S No	Name of Associates/Joint Ventures	Latest audited Balance sheet date	Shares of Associate/Joint Ventures held by the company on the year end			Description of how there is significant influence	Reason why the associate/joint venture is not consolidated	Networth attributable to Shareholding as per latest audited Balance Sheet	Profit / (Loss) for the year (Rs. in crore)	
			Number in crore	Amount of Investment in Associates/Joint Venture (Rs. in crore)	Extend of Holding %				Considered in Consolidation	Considered in Consolidation
1	Celebi Delhi Cargo Terminal Management India Private Limited	March 31, 2022	2.91	29.12	26.00%	Holding more than 20% Capital and Agreement	NA	76.34	24.85	0.04
2	Travel Food Services (Delhi T3) Private Limited	March 31, 2022	0.56	5.60	40.00%	Holding more than 20% Capital and Agreement	NA	6.52	0.20	(0.01)
3	TIM Delhi Airport Advertisement Private Limited	March 31, 2022	0.92	9.22	49.90%	Holding more than 20% Capital and Agreement	NA	39.86	1.13	(0.20)
4	DIGI Yatra Foundation	March 31, 2022	0.00	0.00	37.00%	Holding more than 20% Capital and Agreement	NA	0.00	-	-
5	GMR Bajoli Holi Hydro Power Private Limited #	March 31, 2022	10.83	108.33	20.14%	20% Capital and Agreement	NA	57.82	(1.79)	(0.03)
6	Delhi Aviation Services Private Limited	March 31, 2022	1.25	12.50	50.00%	Holding more than 20% Capital and Agreement	NA	21.70	1.96	(0.01)
7	Delhi Aviation Fuel Facility Private Limited	March 31, 2022	4.26	42.64	26.00%	Holding more than 20% Capital and Agreement	NA	63.24	(1.39)	0.00
8	ESR GMR Logistics Park Private Limited* #	March 31, 2022	1.77	17.72	30.00%	Holding more than 20% Capital and Agreement	NA	17.49	(0.21)	-
9	Laqshya Hyderabad Airport Media Private Limited	March 31, 2022	0.98	9.80	49.00%	Holding more than 20% Capital and Agreement	NA	18.39	3.08	0.01
10	GMR Megawide Cebu Airport Corporation	December 31, 2021	213.38	1,726.66	40.00%	Holding more than 20% Capital and Agreement	NA	1,586.05	(77.21)	0.37
11	Heraklioncrete International Airport SA #	December 31, 2021	3.79	591.19	21.64%	Holding more than 20% Capital and Agreement	NA	569.50	(2.37)	-
12	Megawide GMR Construction JV (Only agreement has been made, actual stake is not transfer yet)	December 31, 2021	9.00	59.54	50.00%		NA	3.97	1.96	-
13	Mactan Travel Retail Group Co.	December 31, 2021	7.00	10.50	50.00%	Holding more than 20% Capital and Agreement	NA	(0.89)	(1.20)	-
14	SSP-Mactan Cebu Corporation	December 31, 2021	7.00	10.46	50.00%	Holding more than 20% Capital and Agreement	NA	(1.78)	(3.93)	-
15	PT Angkasa Pura Aviasi (PT APA)	December 31, 2021	0.02	90.17	49%		NA	90.17	-	-

1. # indicates the names of Joint ventures / Associates which are yet to commence operations

2.*The name of the Company has been changed from GMR Logistics Park Private Limited to ESR GMR Logistics Park Private Limited with effect from 23.02.2022

For and on Behalf of GMR Airports Limited

Sd/-
Grandhi Kiran Kumar
 Joint Managing Director & CEO
 August 30, 2022

Sd/-
G.B.S. Raju
 Vice Chairman
 August 30, 2022

Sd/-
G.R.K. Babu
 Chief Financial Officer
 August 30, 2022

Sd/-
Sushil Kumar Dudeja
 Company Secretary
 August 30, 2022

-

Details of Board Meetings Held During FY 2021-22 and attendance of directors:

Annexure - II

Sl. No.	Name of Director	May 28, 2021	Adjourned Meeting May 31, 2021	August 27, 2021	November 10, 2021	December 15, 2021	February 07, 2022	March 29, 2022
1.	Mr. G. M. Rao	YES	YES	YES	YES	YES	YES	YES
2.	Mr. Srinivas Bommidala	YES	YES	YES	YES	YES	YES	YES
3.	Mr. Grandhi Kirankumar	YES	YES	YES	YES	YES	YES	YES
4.	Mr. Grandhi Buchisanyasi Raju	YES	YES	YES	YES	YES	YES	YES
5.	Mr. Antoine Crombez	NA	NA	NA	YES	YES	YES	LOA
6.	Mr. I. Prabhakara Rao	YES	YES	YES	YES	YES	YES	LOA
7.	Mr. R.S.S.L.N Bhaskarudu#	YES	YES	YES	NA	NA	NA	NA
8.	Mr. N. C. Sarabeswaran#	YES	YES	YES	NA	NA	NA	NA
9.	Ms. Siva Kameswari Vissa	YES	YES	YES	YES	YES	YES	YES
10.	Mr. K. Narayana Rao#	YES	YES	NA	NA	NA	NA	NA
11.	Mr. A. Subba Rao*	NA	NA	NA	YES	YES	YES	YES
12.	Mr. Alexandre Ziegler	NA	NA	NA	LOA	LOA	YES	LOA
13.	Mr. Augustin de Romanet De Beaune	YES	YES	YES	YES	YES	YES	YES
14.	Mr. Philippe Pascal	YES	YES	YES	YES	YES	YES	LOA
15.	Mr. Xavier Hurstel	YES	YES	YES	YES	YES	YES	YES
16.	Mr. Fernando Echegaray Del Pozo*	YES	LOA	YES	YES	YES	YES	YES

* Mr. Fernando Echegaray Del Pozo (DIN 09168107) was appointed as an Additional Director of the Company with effect from May 28, 2021, and has been regularized in the Extra-Ordinary General Meeting of the shareholders of the Company held on July 29, 2021.

* Mr. Subba Rao Amarthaluru has been appointed as an Independent Director of the Company w.e.f. September 19, 2021 for a term of 3 consecutive years or up to the conclusion of 32nd Annual General Meeting, whichever is earlier.

Mr. K. Narayana Rao, Non-Executive Director of the Company has resigned w.e.f. August 25, 2021.

Second Term of appointment of Mr. R.S.S.L.N. Bhaskarudu and Mr. N.C. Sarabeswaran has been expired on September 18, 2021. Accordingly, they have ceased to be Independent Directors of the Company.

**For and on behalf of the Board of
GMR Airports Limited**

**Sd/-
Grandhi Mallikarjuna Rao
Non-Executive Chairman
DIN: 00574243**

Corporate Social Responsibility (CSR) Report

[Pursuant to clause (o) of sub-section (3) of section 134 of the Companies Act, 2013 and Rule 9 of the Companies (Corporate Social Responsibility) Rules, 2014]

1. A brief outline of the Company’s CSR policy, including overview of projects or programs proposed to be undertaken and a reference to the web-link to the CSR policy and projects or programs is <https://www.gmrinfra.com/gmr-airports-limited.aspx>.
2. The Company has a well-defined Policy on CSR as per the requirement of Section 135 of the Companies Act, 2013 which covers the activities as prescribed under Schedule VII of the Companies Act 2013. Owing to the average net losses in the last three years, the Company was not required to spend any amount towards CSR Activities. However, the various subsidiary companies have engaged in various CSR activities.
3. The Composition of the Corporate Social Responsibility (“CSR”) Committee is as under:

Sl. No.	Name of the Director	Designation / Nature of Directorship	Number of meetings of CSR Committee held during the year	Number of meetings of CSR Committee attended during the year
1	Mr. RSSLN Bhaskarudu (Ceased to be a member of the Committee w.e.f. September 18, 2021 due to expiring of second term of his appointment)	Independent Director (Chairman of the CSR Committee)	One (1)	One (1)
2	Mr. Amarthaluru Subba Rao (Inducted as a Chairman w.e.f. October 13, 2021)	Independent Director (Chairman of the CSR Committee)	NA	NA
3	Mr. Srinivas Bommidala	Joint Managing Director (Member of the CSR Committee)	One (1)	Zero (0)

4	Mr. I. Prabhakara Rao	Whole time Director (Member of the CSR Committee)	One (1)	One (1)
---	-----------------------	---	---------	---------

4. Web-link where Composition of CSR committee, CSR Policy and CSR projects approved by the Board are disclosed on the website of the Company: <https://www.gmrinfra.com/gmr-airports-limited.aspx>
5. Details of Impact assessment of CSR projects carried out in pursuance of sub-rule (3) of rule 8 of the Companies (Corporate Social Responsibility Policy) Rules, 2014: Not Applicable
6. Details of the amount available for set off in pursuance of sub-rule (3) of rule 7 of the Companies (Corporate Social Responsibility Policy) Rules, 2014 and amount required for set off for the financial year, if any:

Sl. No.	Financial Year	Amount available for setoff from preceding financial years (in Rs)	Amount required to be set-off for the financial year, if any (in Rs)
1.	2021-22	Nil	Nil

7. Average net profit of the Company as per section 135(5):

Financial Year	Amount in Rs.
	Net Profits/ (Loss)
2018-19	(2,62,30,64,812)
2019-20	(11,84,15,154)
2020-21	(3,12,35,77,411)
Total Profit / (Loss) for 3 years	(5,86,50,57,378)
Average Profit / (Loss) per year	(1,95,50,19,126)

8. In view of the loss incurred by the Company, average of the three immediately preceding financial years has resulted into loss calculated as per Section 198 of the Companies Act, 2013 and hence, the Company was not statutorily required to contribute to CSR activities during the financial year 2021-22.

c. Details of CSR amount spent against other than ongoing projects for the financial year:

(1)	(2)	(3)	(4)	(5)		(6)	(7)	(8)	
Sl. No.	Name of the Project	Item from the list of activities in schedule VII to the Act.	Local area (Yes/No).	Location of the project.		Amount spent for the project (in Lakh).	Mode of implementation - Direct (Yes/No).	Mode of Implementation through implementing agency.	
				State.	District.			Name.	CSR registration Number.
	NIL	NIL	NIL	NIL	NIL	NIL	NIL	NIL	NIL

- d. Amount spent in Administrative Overheads: NIL
e. Amount spent on Impact Assessment, if applicable: NIL
f. Total amount spent for the Financial Year (8b+8c+8d+8e): NIL
g. Excess amount for set off, if any: NIL

Sl. No.	Particulars	Amount (in Rs.)
(i)	Two percent of average net profit of the Company as per section 135(5)	NIL
(ii)	Total amount spent for the Financial Year	NIL
(iii)	Excess amount spent for the financial year [(ii)-(i)]	NIL
(iv)	Surplus arising out of the CSR projects or programmes or activities of the previous financial years, if any	NIL
(v)	Amount available for set off in succeeding financial years [(iii)-(iv)]	NIL

10. a. Details of Unspent CSR amount for the preceding three financial years: Not Applicable

Sl. No.	Preceding Financial Year.	Amount transferred to Unspent CSR Account under section 135 (6) (in Rs.)	Amount spent in the reporting Financial Year (in Rs.).	Amount transferred to any fund specified under Schedule VII as per section 135(6), if any.			Amount Remaining to be spent in succeeding financial years. (in Rs.)
				Name of the Fund	Amount (in Rs).	Date of transfer.	
-	-	-	-	-	-	-	-

b. Details of CSR amount spent in the financial year for ongoing projects of the preceding financial year(s): Not Applicable

(1)	(2)	(3)	(4)	(5)	(6)	(7)	(8)	(9)
Sl. No.	Project ID.	Name of the Project.	Financial Year in which the project was commenced.	Project duration	Total amount allocated for the project (in Rs)	Amount spent on the project in the reporting Financial Year (in Rs)	Cumulative amount spent at the end of reporting Financial Year (in Rs.)	Status of the project - Completed /Ongoing
-	-	-	-	-	-	-	-	-

11. In case of creation or acquisition of capital asset, furnish the details relating to the asset so created or acquired through CSR spent in the financial year (asset-wise details): Not Applicable: NIL

Date of creation or acquisition of the capital asset(s):

- a. Amount CSR spent for creation or acquisition of capital asset.
- b. Details of the entity or public authority or beneficiary under whose name such capital asset is registered, their address etc.
- c. Provide details of the capital asset(s) created or acquired (including complete address and location of the capital asset).

12. In case the Company has failed to spend the two per cent of the average net profit of the last three Financial Years or any part thereof, the Company shall provide the reasons for not spending the amount in its Board report: Not Applicable

For GMR Airports Limited

Sd/-

Amarthaluru Subba Rao
Chairman, CSR Committee
Independent Director
DIN No. 00082313

Date: May 13, 2022

Place: New Delhi

For GMR Airports Limited

Sd/-

Grandhi Kiran Kumar
Joint Managing Director & CEO
DIN No. 00061669



Form No. MR-3

SECRETARIAL AUDIT REPORT

FOR THE FINANCIAL YEAR ENDED 31st MARCH, 2022

[Pursuant to section 204(1) of the Companies Act, 2013 and rule no.9 of the Companies (Appointment and Remuneration of Managerial Personnel) Rules, 2014]

To,

The Members,

GMR AIRPORTS LIMITED

BCCL, Times Internet Building, Second Floor,

Plot No. 39L, Udyog Vihar Phase - III, Gurugram, HR-122016

We have conducted the secretarial audit of the compliance of all applicable statutory provisions and the adherence to good corporate practices by GMR AIRPORTS LIMITED (hereinafter called 'the Company'). Secretarial Audit was conducted in a manner that provided us a reasonable basis for evaluating the corporate conducts/statutory compliances and expressing my opinion thereon.

Based on our verification of the GMR AIRPORTS LIMITED's books, papers, minute books, forms and returns filed and other records maintained by the Company and also the information provided by the Company, its officers, agents and authorized representatives during the conduct of secretarial audit, We hereby report that in our opinion, the Company has, during the audit period covering the financial year ended on 31st March, 2022 complied with the statutory provisions listed hereunder and also that the Company has proper Board-processes and compliance-mechanism in place to the extent, in the manner and subject to the reporting made hereinafter. Other material compliances are listed in Annexure A attached to this report.

We have examined the books, papers, minute books, registers, forms and returns filed and other records maintained by GMR AIRPORTS LIMITED for the financial year ended on 31st March, 2022, according to the provisions of:

- (i) The Companies Act, 2013 ('the Act') and the rules made thereunder;
- (ii) The Securities Contracts (Regulation) Act, 1956 ('SCRA') and the rules made thereunder,
- (iii) The Depositories Act, 1996 and the Regulations and Bye-laws framed thereunder,
- (iv) Foreign Exchange Management Act, 1999 and the rules and regulations made thereunder to the extent of Foreign Direct Investment, Overseas Direct Investment and External Commercial Borrowings;



(v) The following Regulations and Guidelines prescribed under the Securities and Exchange Board of India Act, 1992 ('SEBI Act'):-

- a) The Securities and Exchange Board of India (Substantial Acquisition of Shares and Takeovers) Regulations, 2011; Not Applicable
- b) The Securities and Exchange Board of India (Prohibition of Insider Trading) Regulations, 2015; Not Applicable
- c) The Securities and Exchange Board of India (Issue of Capital and Disclosure Requirements) Regulations, 2018; Not Applicable
- d) The Securities and Exchange Board of India (Share Based Employee Benefits) Regulation, 2014; Not Applicable
- e) The Securities and Exchange Board of India (Issue and Listing of Debt Securities) Regulations, 2008;
- f) The Securities and Exchange Board of India (Registrars to an Issue and Share Transfer Agents) Regulations, 1993 regarding the Companies Act and dealing with client;
- g) The Securities and Exchange Board of India (Delisting of Equity Shares) (Amendment) Regulations, 2016; Not Applicable; and
- h) The Securities and Exchange Board of India (Buy-back of Securities) Regulations, 2018; Not Applicable.

(vi) The other laws, as informed and certified by the management of the Company which are specifically applicable to the Company based on their sector/industry are:

- (a) The Income Tax Act, 1961;
- (b) Goods and Service Tax (GST) Laws;
- (c) The Reserve Bank of India Act, 1934 (Chapter IIIB) read with the extant Master Circular and prudential norms issued by the Reserve Bank of India ('RBI') and as applicable to a systemically important non-deposit accepting core investment company registered with RBI under section 45-IA of the RBI Act as a non-banking financial company

We have also examined compliance with the applicable clauses of the following:

- (i) Secretarial Standards issued by The Institute of Company Secretaries of India.
- (ii) The SEBI (Listing Obligation and Disclosure Requirements) Regulations, 2015, (erstwhile Listing Agreement) entered into by the Company with Bombay Stock Exchange Limited & National Stock Exchange of India Limited. (The Company was listed on Bombay Stock Exchange (BSE) July 8, 2019 on issuance of denominated, rated and listed Non-Convertible Bonds)



During the period under review the Company has complied with the provisions of the Act, Rules, Regulations, Guidelines, Standards, etc. as mentioned above.

Based on the information received and records maintained by the Company, We further report that:

1. The Board of Directors of the Company is duly constituted with proper balance of Executive Directors, Non-Executive Directors and Independent Directors. The changes in the composition of the Board of Directors that took place during the period under review were carried out in compliance with the provisions of the Act, changes are as follows:
 - (a) Appointment of Mr. Fernando Echegaray Del Pozo as an Additional Non-Executive Director of the Company w.e.f. May 28, 2021.
 - (b) Re-Appointment of Mr. Grandhi Kiran Kumar as Joint Managing Director & Chief Executive Officer and a Key Managerial Personnel of the Company for a period of 3 years w.e.f. June 1, 2021.
 - (c) Re-Appointment of Mr. Srinivas Bommidala as Joint Managing Director of the Company for a period of 3 years w.e.f. June 1, 2021
 - (d) Re-Appointment of Mr. I. Prabhakara Rao as Executive Director (Whole Time Director) of the Company for a period of 3 years w.e.f. June 1, 2021.
 - (e) Regularization of Appointment of Mr. Augustin De Romanet De Beaune as an Non-Executive Director of the Company w.e.f. July 29, 2021.
 - (f) Regularization of Appointment of Mr. Philippe Pascal as an Non-Executive Director of the Company w.e.f. July 29, 2021.
 - (g) Regularization of Appointment of Mr. Xavier Hurstel as an Non-Executive Director of the Company w.e.f. July 29, 2021.
 - (h) Regularization of Appointment of Mr. Fernando Echegaray Del Pozo as an Non-Executive Director of the Company w.e.f. July 29, 2021.
 - (i) Resignation of Mr. Narayana Rao Kada from the position of Non-Executive Director of the Company w.e.f. August 25, 2021.
 - (j) Retirement of Mr. Bhaskarudu Srisatya Lakshmi Narsimha Rav from the position of Non-Executive Independent Director of the Company w.e.f. September 18, 2021.
 - (k) Retirement of Mr. Nangavaram Chandramouli Sarabeswaran from the position of Non-Executive Independent Director of the Company w.e.f. September 18, 2021
 - (l) Appointment of Mr. Subba Rao Amarthaluru as an Independent Non-Executive Director of the Company w.e.f. September 19, 2021.
 - (m) Appointment of Mr. Antoine Roger Bernard Crombez as an Additional Executive Director of the Company w.e.f. November 3, 2021.



- (n) Appointment of Mr. Alexandre Guillaume Roger Ziegler as an Additional Independent Non-Executive Director of the Company w.e.f. November 3, 2021.
- (o) Change in Designation of Mr. Antoine Roger Bernard Crombez to Whole-time Executive Director of the Company w.e.f. November 3, 2021.

2. Adequate notice is given to all Directors to schedule the Board Meetings, agenda and detailed notes on agenda were sent at least seven days in advance (in the case of meeting held on shorter notice, one independent Director was present in the meeting in terms of the compliance of the Act) and a system exists for seeking and obtaining further information and clarifications on the agenda items before the meeting and for meaningful participation at the meeting. We further report that the Company has been sending agenda notes to Directors as per the provisions contained in its Articles of Association, which is in compliances with the provisions of the Act. Majority decision is carried through while the dissenting member's views, if any, are captured and recorded as part of the minutes.

3. We further report that there are adequate systems and processes in the Company commensurate with the size and operations of the Company to monitor and ensure compliance with applicable laws, rules, regulations and guidelines.

4. We further report that during the audit period:

(a) The Board of Directors in their meeting held on August 27, 2021 approved the scheme of amalgamation under section 233 of the companies act, 2013 read with other applicable provisions of the companies act, 2013 and rules thereunder between GMR Airport Developers Limited and GMR Airports Limited and their respective shareholders:

(b) The Company by way of Circular Resolution passed on August 17, 2021 allotted 3000 listed, rated, redeemable, non-convertible Bonds of face value of Rs. 10,000,000/- each fully paid up on private placement basis.

(c) The Company has obtained consent of the Members by way of Special resolution in its Extra Ordinary General meeting on the following dates:

(i) May 19, 2021: Following are the resolutions:

- Approval for Shifting of Registered Office of the Company from the State of Karnataka To the State of Haryana and Consequent Amendment in Memorandum of Association of the Company.

(ii) June 29, 2021: Following are the resolutions:

- To consider and approve the re-appointment of Mr. Grandhi Kiran Kumar as the joint managing director & chief executive officer and a



key managerial personnel of the company and approval of his remuneration.

- To consider and approve the re-appointment of Mr. Srinivas Bommidala as the joint managing director of the company and approval of his remuneration.
- To consider and approve the re-appointment of Mr. L. Prabhakara Rao as an executive director (whole time director) of the company and approval of his remuneration.
- To consider and approve the appointment of Mr. Antoine Roger Bernard Crombez as a director in the category of executive director & Deputy CEO of the company, subject to receipt of regulatory approval and approval of his remuneration.

(d) During the financial Year 2021-22, the Company has not made any Corporate Social Responsibility (CSR) contribution, as based on the calculation of average net profits of the Company during the three immediately preceding financial years viz. 2020-21, 2019-20 and 2018-19, the Company is not mandatory required to spent on CSR.

For ARUN KUMAR GUPTA & ASSOCIATES
COMPANY SECRETARIES



(ARUN KUMAR GUPTA)

Proprietor

Membership No: F5551

Certificate of Practice No: 5086

UDIN: F005551D000335298



Place: Delhi

Date: 17/05/2022

Annexure to the Secretarial Audit Report

In our opinion and to the best of my information and according to the examinations carried out by us and explanations furnished and representations made to us by the Company, its officers and agents, We report that the Company has, during the financial year under review, complied with the provisions of the Act, the Rules made there under and the Memorandum and Articles of Association of the Company with regard to:

1. Maintenance of various statutory registers and documents and making necessary entries therein;
2. Contracts, Common Seal, Registered Office and Publication of name of the Company;
3. Forms, Returns, Documents and resolutions required to be filed with the Registrar of Companies, Regional Director, Central Government, and such other authorities;
4. Service of documents by the Company on its Members, Directors, Auditors and Registrar of Companies;
5. Constitution of the Board, Audit Committee, Nomination and Remuneration Committee and Corporate Social Responsibility Committee;
6. Appointment, Re-appointment, Retirement of Directors including Whole-time Directors and payment of remuneration is in compliance of the Act.
7. Shareholders have given their consent for the amendment in the articles of association of the Company and various other matters.
8. Disclosures requirements in respect of their eligibility for appointment, declaration of their independence, compliance with the code of conduct for Directors of GMR Airports Limited;
9. Related party transactions which were in the ordinary course of business and at arm's length basis and were placed before the Audit Committee for their review/approval as and when required;
10. Appointment and remuneration of Statutory Auditors;
11. Notice of the meetings of the Board and Committees thereof;
12. Minutes of the meeting of the Board and Committees thereof;
13. Notice convening 29th Annual General Meeting held on September 16, 2021 and the Extra Ordinary General Meetings held during the year and holding of the meeting on those date(s);
14. Minutes of General Meeting(s);
15. Approval of the Members, Board of Directors, Committees of the Board of Directors and Government Authorities, wherever required;



16. Form of the Balance Sheet as at March 31, 2021 as prescribed under Part I of Division II of schedule III of the Companies Act, 2013 and requirements as to Profit & Loss Account for the year ended on that date are as per Part II of Division II of the said schedule and the financial statements of the Company for the financial year ended 31st March, 2021 is in conformity with the format prescribed under schedule V of the Act;
17. Report of the Board of Directors for the financial year ended March 31, 2021;
18. Annual Return as per the provisions of Section 92 of the Companies Act, 2013;
19. Declaration and payment of dividend;
20. Borrowings and registration of charges;
21. Investment of Company's funds and inter-corporate loans and investments.



AOC-2

DISCLOSURE OF PARTICULARS OF CONTRACTS/ARRANGEMENTS ENTERED INTO BY THE COMPANY WITH RELATED PARTIES:

1. Details of contracts or arrangements or transactions not at Arm's length basis:

All the contracts or arrangements or transactions entered by the Company with the related parties are on arm's length basis.

2. Details of material contracts or arrangements or transactions at Arm's length basis:

(I) Provided Corporate Guarantee in favour of National Bank of Greece ("NBG Bank") in respect to borrowings made by GMR Airports Greece Single Member S.A.:

(a) Name(s) of the related party and nature of relationship: **GMR Airports Greece Single Member S.A., a step down subsidiary of the Company.**

(b) Nature of contracts/arrangements/transactions: **The Corporate Guarantee in favour of National Bank of Greece.**

(c) Duration of the contracts/arrangements/transactions: **From January 13, 2022 to August 06, 2026.**

(d) Salient terms of the contracts or arrangements or transactions including the value, if any: **Corporate Guarantee for an amount of upto EURO 79 Million.**

(e) Date(s) of approval by the Board, if any: **December 15, 2021**

(f) Amount paid as advances, if any: **NA**

For GMR Airports Limited

Sd/-

Grandhi Mallikarjuna Rao

Chairman

DIN: 00574243

August 30, 2022

ANNEXURE - VI

INFORMATION AS PER RULE 5(2) OF THE COMPANIES (APPOINTMENT AND REMUNERATION OF MANAGERIAL PERSONNEL) RULES, 2014, AND FORMING PART OF THE DIRECTORS' REPORT FOR THE YEAR ENDED ON MARCH 31, 2022

TOP TEN EMPLOYEES IN TERMS OF REMUNERATION DRAWN									
SI No.	Name	Age	Designation	Date of Commencement of Employment with the Group	Remuneration received	Nature of employment, whether contractual or otherwise	Qualifications	Experience (More than)	Name of Previous Employer
		(Yrs.)			(Rs.)			(Yrs.)	
1	Mr. G Kiran Kumar	46	Joint Managing Director & CEO	27-Jul-1999	4,95,62,609	Permanent	Graduate	23	GMR Hyderabad International Airport Limited
2	Mr. Srinivas Bommidala	59	Joint Managing Director	01-Apr-2010	4,71,15,653	Permanent	Graduate	37	Delhi International Airport Limited
3	Mr. Sunil Jain	56	Group Head - Direct Taxation	03-Oct-2001	1,82,11,896	Permanent	CA	36	Eternit Everest Limited
4	Mr. G. Subba Rao	70	CEO - Group Corporate Affairs	19-Aug-2000	3,36,04,021	Permanent	CA	45	Vysya Bank
5	Mr. Gadi Radha Krishna Babu	62	CFO - Airport Sector	31-Oct-2007	2,87,64,797	Permanent	CA, CS	40	ICOMN Tele Ltd
6	Mr. Bhaskar Chandran	59	Group General Counsel	01-Aug-2016	2,51,05,223	Permanent	BL	27	Tata Tele Services
7	Mr. Aman Kapoor	54	CEO - Airports Land Devel	14-Sep-2016	2,59,74,079	Permanent	MBA	27	Mckinsey & Company
8	Mr. Amitabh Hajela	54	President - HR & FMS	19-Feb-2019	2,24,25,910	Permanent	PGDBM	29	EXL
9	Mr. Antoine Crombez	34	Deputy CEO	15-Oct-2020	2,58,13,888	Permanent	LLB	10	Aéroports de Paris
10	Mr. Regis Lacote	50	Chief Operating Officer	16-Nov-2020	3,23,41,613	Permanent	B.Tech	24.64	Group ADP

1. All appointments are contractual as per the rules and regulations of the Company.

2. Remuneration includes basic salary, house rent allowance, special allowance, bonus, variable pay, reimbursement of medical and entertainment to employees.

3. As on March 31, 2022, the above employees were not related to any Director of the Company except Mr. Grandhi Kiran Kumar, who is the Joint Managing Director & CEO of Company and he is related to Mr. G.M. Rao and Mr. G.B.S. Raju and Mr. Srinivas Bommidala who is the Joint Managing Director of Company and he is related to Mr. G.M. Rao.

4. None of the above stated employees own more than 2% of the outstanding shares of the Company as on March 31, 2022.

EVERY EMPLOYEE, WHO IF EMPLOYED THROUGHOUT THE FINANCIAL YEAR, WAS IN RECEIPT OF REMUNERATION FOR THAT YEAR WHICH, IN THE AGGREGATE, WAS NOT LESS THAN ONE CRORE AND TWO LAKH RUPEES

SI No.	Name	Age	Designation	Date of Commencement of Employment with the Group	Remuneration received	Nature of employment, whether contractual or otherwise	Qualifications	Experience	Name of Previous Employer
		(Yrs.)			(Rs.)				
1	Mr. G Kiran Kumar	46	Joint Managing Director & CEO	27-Jul-1999	4,95,62,609	Permanent	Graduate	23	GMR Hyderabad International Airport Limited
2	Mr. Srinivas Bommidala	59	Joint Managing Director	01-Apr-2010	4,71,15,653	Permanent	Graduate	37	Delhi International Airport Limited, Managing Director
3	Mr. Sunil Jain	56	Group Head - Direct Taxation	03-Oct-2001	1,82,11,896	Permanent	CA	36	Eternit Everest Limited
4	Mr. G. Subba Rao	70	CEO - Group Corporate Affairs	19-Aug-2000	3,36,04,021	Permanent	CA	45	Vysya Bank

5	Mr. Gadi Radha Krishna Babu	62	CFO - Airport Sector	31-Oct-2007	2,87,64,797	Permanent	CA, CS	40	ICOMN Tele Ltd
6	Mr. Bhaskar Chandran	59	Group General Counsel	01-Aug-2016	2,51,05,223	Permanent	BL	27	Tata Tele Services
7	Mr. Aman Kapoor	54	CEO - Airports Land Devel	14-Sep-2016	2,59,74,079	Permanent	MBA	27	Mckinsey & Company
8	Mr. Amitabh Hajela	54	President - HR & FMS	19-Feb-2019	2,24,25,910	Permanent	PGDBM	29	EXL
9	Mr. Antoine Crombez	34	Deputy CEO	15-Oct-2020	2,58,13,888	Permanent	LLB	10	Aéroports de Paris
10	Regis Lacote	50	Chief Operating Officer	16-Nov-2020	3,23,41,613	Permanent	B.Tech	24	Group ADP
11	Mr. I.Prabhakara Rao	63	Executive Director	01-Jun-2018	1,17,94,821	Permanent	B.E, M.E	37	CEO Delhi International Airport Limited

EVERY EMPLOYEE, WHO IF EMPLOYED FOR A PART OF THE FINANCIAL YEAR, WAS IN RECEIPT OF REMUNERATION FOR ANY PART OF THAT YEAR, AT A RATE WHICH, IN THE AGGREGATE, WAS NOT LESS THAN EIGHT LAKH AND FIFTY THOUSAND RUPEES PER MONTH

SI No.	Name	Age	Designation	Date of Commencement of Employment with the Group	Remuneration received	Nature of employment, whether contractual or otherwise	Qualifications	Experience	Name of Previous Employer
		(Yrs.)			(Rs.)				
NA	NA	NA	NA	NA	NA	NA	NA	NA	NA

EVERY EMPLOYEE, WHO IF EMPLOYED THROUGHOUT THE FINANCIAL YEAR OR PART THEREOF, WAS IN RECEIPT OF REMUNERATION IN THAT YEAR WHICH, IN THE AGGREGATE, OR AS THE CASE MAY BE, AT A RATE WHICH, IN THE AGGREGATE, IS IN EXCESS OF THAT DRAWN BY THE MANAGING DIRECTOR OR WHOLE-TIME DIRECTOR OR MANAGER AND HOLDS BY HIMSELF OR ALONG WITH HIS SPOUSE AND DEPENDENT CHILDREN, NOT LESS THAN TWO PERCENT OF THE EQUITY SHARES OF THE COMPANY

SI No.	Name	Age	Designation	Date of Commencement of Employment with the Group	Remuneration received	Nature of employment, whether contractual or otherwise	Qualifications	Experience	Name of Previous Employer
		(Yrs.)			(Rs.)				
NA	NA	NA	NA	NA	NA	NA	NA	NA	NA

Airports Limited

Sd/-
Grandhi Mallikarjuna Rao
Non-Executive Chairman
DIN: 00574243

Annexure – VII

CONSERVATION OF ENERGY, TECHNOLOGY ABSORPTION

(A) Conservation of energy:

- (i) The steps taken or impact on conservation of energy: NA
- (ii) The steps taken by the company for utilizing alternate sources of energy: NA
- (iii) The Capital Investment on **Energy Conservation Equipment's**: NA

(B) Technology Absorption:

- (i) the efforts made towards technology absorption: NA
- (ii) the benefits derived like product improvement, cost reduction, product development or import substitution: NA
- (iii) in case of imported technology (imported during the last three years reckoned from the beginning of the financial year): NA
- (iv) the expenditure incurred on Research and Development.: NA

(C) FOREIGN EXCHANGE EARNINGS AND OUTGO:

Information regarding the Foreign Exchange Earned in terms of actual inflows during the year and the Foreign Exchange Outflow during the year in terms of actual outflow is given in the **Note 46 & 47** given in the Notes to Accounts of Financial Statements for the year ended March 31, 2022.

***For and on behalf of the Board of
GMR Airports Limited***

**Sd/-
Grandhi Mallikarjuna Rao
Non-Executive Chairman
DIN: 00574243**

MANAGEMENT DISCUSSION & ANALYSIS:

Forward-looking Statements

This document contains certain forward-looking statements based on the currently held beliefs and assumptions of the management of GMR Airports Limited, which are expressed in good faith, and in its opinion and judgment, are fairly reasonable. For this purpose, forward-looking statements mean statements, remarks or forecasts that address activities, events, conditions or developments that the Company expects or anticipates which may occur in the future. Because of the inherent risks and uncertainties in the social and economic scenarios, the actual events, results or performance can differ materially and substantially from those indicated by these statements. GMR Airports Limited disclaims any obligation to update these forward-looking statements to reflect future events or developments.

Macroeconomic Indicators

FY2021-22 was a year of various ups and downs from the pandemic and geopolitical perspective. While intermittent pandemic waves did create challenging scenarios, but on the whole during the year, the global economy continued to recover. Policy makers across the globe also played a major role in economic recovery by infusing required growth liquidity in the economy through various incentives and policy measures.

As a result of these efforts and in part on account of base effect, global economic growth rate came at approximately 6.1% for 2021 as compared to a de-growth of -3.2% in 2020.

The year was a roller coaster ride for the Indian economy as well. We ended FY21 on a strong footing with post-COVID recovery in sight. Accordingly, India recovered from its worst ever GDP decline of -24.4% in Q1FY21 to 20.1% growth in Q1 FY22. Similarly, most macro-indicators had recovered impressively from COVID lows.

Shortly after entering the new financial year, we were hit by a second wave (delta variant) of pandemic in Apr'21, which caused widespread disruptions with the Indian economy again coming to a standstill. However, the wave was short-lived and had dissipated by July'21. We were back on path to recovery and most macro-economic indicators posted a V-shaped recovery crossing even post wave 1 levels. A third wave hit us in Q4 FY22, but that too was short-lived and hardly dented **India's economic recovery** which proved to be resilient.

During this period, the government came up with various initiatives and spending programs to boost economic growth. RBI also played an important role by

maintaining healthy level of liquidity in the market and keeping repo rate at 4% level. **As a result of these measures and on account of previous year's low GDP base**, India recorded a GDP growth of 8.7% during FY22 versus a de-growth of 6.6% in FY 2021.

Other economic indicators like Index of Industrial production i.e. IIP, Manufacturing and services PMI indices etc. also remained upbeat in the second half of the year. However, the impressive GDP growth and low interest rates along with the disruption of global supply chains brought with it the problem of inflation. **By March'22, WPI (wholesale price index) inflation had reached 14.95%, while CPI (Consumer price index) inflation was at 6.95%.** A large proportion of inflation may be attributed to rise in commodity and crude oil prices, which were buoyed by renewed demand.

During the year, Indian government broke new GST collection records; INR 1.42 lakh Crore **in March 2022. Also India's forex reserves reached new** levels of USD 642 Billion in October 2022. Performance of India rupee also remained satisfactory, being largely range bound at a level of ~INR 74 – 75 per USD.

While the pandemic and its negative impact on global economy seemed to be receding, the world was presented by yet another challenge in the form of geo-political disturbances towards the end of the financial year. During the last week of February 2022, Russia initiated a military operation in Ukraine. The conflict between the two countries has now gone on for months and at this stage there is still uncertainty about the timelines for the resolution of this conflict.

The conflict has resulted in various European nations and USA imposing stringent economic sanctions on Russia including sanctions on export of various commodities. This has led to a further rise in commodity prices, which were already at multi-year highs in spite of the fact that China with its Zero-COVID policy is yet to fully open up its economy. It may also be noted, that the Russia – Ukraine conflict is gradually leading to economic fragmentation of the world, which has further exacerbated supply chain disturbances. Owing to such issues, a fragile post-pandemic economic recovery is being adversely affected. As per IMF, economic damage caused due to this conflict will lead to a significant economic slowdown in 2022 global growth. Accordingly, IMF has cut its global GDP growth target for CY22 from 4.4% to 3.6%. Euro area may be worst affected on account of energy security concerns, thus GDP target for Euro area has been slashed from 3.9% to 2.8%.

While India has been playing a balancing act in line with its policy of non-alignment, it has not been immune to negative economic consequences of this conflict. Rise in crude oil prices has been the most drastic impact for India on account of the conflict. It has further led to various complications including rising inflation, weakening Indian Rupee, higher import bill and reducing forex reserves.

To counter rising inflation, and in line with similar steps taken across the world by Central Banks, including in USA, UK and Europe, the RBI has also taken various steps to reduce liquidity, with the major one being an increase in repo rates by 140 bps in three instalments to 5.4%. One of the consequences of these events has been a significant FII outflow from Indian stock markets and the depreciation of the Indian Rupee to levels of up to Rs 80 per USD

On account of such adversities, various financial institutions have cut India's GDP target for FY22 from around 8-9% to around 7-8%. IMF also cut India's GDP target for CY22 from 9% to 8.2%. CY23 GDP growth forecast for India has been pegged at 6.9%.

Industry Structure and Developments

The global aviation sector was among the worst affected due to COVID pandemic during FY 2021. However, significant recovery was witnessed during FY 2022. Even with recurring COVID waves, domestic traffic exhibited an impressive recovery. For many intermittent periods, India domestic traffic even clocked near pre-pandemic passenger traffic. International traffic also recovered to nearly 60-65% levels by end of FY 2022. It may be noted that Asia-pacific region has seen a good recovery of inter-region traffic, however, intra-region traffic i.e. within Asia pacific region has been slow to recover. With progressive relaxations in travel restriction, this traffic is also bound to recover in near term.

Even in a pandemic hit world and amid all geo-political disturbances, we believe that aviation market sector in India remains attractive. Earlier, Government had announced that 100 new airports are to be developed by 2024 under UDAN regional connectivity scheme. The scheme has progressed well and even amid pandemic-hit couple of years, government has managed to operationalize 67 airports under the scheme as on April 2022. The UDAN – regional connectivity scheme has been very effective in connecting more cities and thus tapping the largely under-developed broader aviation market in India. We believe, that this scheme will be a major driver towards increasing India's air traffic as it increases the overall aviation network of the country. In addition, as government continues with privatization of existing airports, investment opportunities in Indian aviation sector are immense. Further as per Budget 2022-23 announcement, issuance of e-Passports using embedded chip will be rolled out in 2022-23 to enhance convenience for the citizens in their overseas travel.

Even airlines seem upbeat on the future growth prospects and continue to add more aircrafts to their fleet. In line with this optimism, Indian airline sector witnessed key developments during the year. On one hand Air India was acquired by TATA group, while a new airline 'Akasa' is expected to take flight in early FY 2023. Also, Jet Airways is well on the way to re-start operations.

Key developments at GMR Airports

Despite the Covid pandemic impact continuing, the aviation sector in India continues to do well and traffic at most of GMR airports has recovered with domestic traffic at near pre-pandemic levels and international traffic also growing steadily. This past year has been a testimony to our resilience to emerge strong after such challenging times, and we are now poised for strong growth on many fronts.

Further to capitalize on our partnership with Groupe ADP, GMR Group and Groupe ADP signed Industrial partnership agreement in July 2021. The agreement was signed with a view to leverage on their expertise and resources and in turn to improve service level and product offerings to passengers and airlines. Key focus areas for exchange of knowledge include – Engineering, Construction & Design; Airport services and offerings; Passenger experience; Airport operations; Innovation; Sustainability; Talent and capacity building.

In terms of business development, GMR emerged as the winner for bid to develop and operate Kualanamu International Airport in Medan, Indonesia in November 2021. We will hold 49% in the airport SPV, while remaining 51% will be held by PT Angkasa Pura II, a state owned airport operator of Indonesia. The project scope includes operation, development, and expansion of the airport over a period of 25 years.

In another development with respect to Nagpur airport, where GMR had emerged as the highest bidder in March 2019 and subsequently the bidding process was annulled by the authority **in March 2020, Hon'ble Bombay High Court** quashed the award cancellation letter and directed the concerned authority to sign concession agreement for Nagpur Airport with GMR. **In another relief to GMR, Hon'ble Supreme Court** too upheld the HC order.

All during the year, to cope with frequent turbulence in passenger traffic numbers, our teams performed exceptionally not only in terms of operational flexibility, but also in terms of financial resilience. As a result of such efforts, we have on one hand, sustained the operational aspects of the airport and maintained safe and efficient operating conditions while, on the other hand, ensured financial sustainability of the airport.

With respect to our airport construction projects, capacity expansion projects at Delhi and Hyderabad airports are in full swing. Further, significant progress has been achieved at our MOPA airport in Goa, which is scheduled to start operations within this year.

While we continue to expand our footprint across India and other geographies, various initiatives have also been taken towards achieving excellence on the ESG

front. Even during pandemic, we continued to strive towards excellence. Recently, Delhi airport became the first airport to run entirely on renewable power including hydro and solar power. At Hyderabad airport, we commissioned a 5MW capacity solar plant in addition to the already existing capacity. Our flagship Delhi Airport is also setting new standards on the front of environment safety and sustainability. While Delhi Airport has now become Asia Pacific's first Level 4+ (Transition) accredited airport announced by ACI Europe Annual Assembly & Congress, Hyderabad Airport was awarded a Level 3+ neutrality status. Further, Delhi International Airport Limited received the Platinum Recognition in the Green Airports Recognition run by ACI Asia Pacific in over 25 million passenger category, while Hyderabad airport received Gold recognition in below 25 MPPA category.

In terms of Skytrax world airports ranking, Delhi airport jumped from rank 50th in 2020 to 45th in 2021 and further to rank 37th in 2022. On the Airport Service Quality (ASQ) rating given by ACI, DIAL continued to score 5.000 for CY2021. Similarly, Hyderabad airport also improved its ranking from 71st in 2020 to 64th in 2021 and further to 63rd in 2022. On India basis, Delhi and Hyderabad airport have been ranked 1st and 2nd respectively. On the Airport Service Quality (ASQ) rating given by ACI, GHAL continued to score 5.00 for CY2021.

Further, in a bid to foster a culture of innovation within the organization and build a philosophy of open innovation that enables free flow of ideas and resources between GMR and external ecosystem partners, your Group had earlier launched a platform called GMR Innovex. To pursue such goals, we continue to interact, engage and collaborate with start-ups, academic research Institutes, ecosystem players and other companies in developing both digital & non-digital next generation solutions. With a major focus on airports and with a broad array of industries under its span, we continue to explore opportunities in a multitude of technologies like Video Analytics, Machine-Vision, Blockchain, Drone-Tech, Smart Tagging, Contactless Technology, RPA, EV, Autonomous, AR/VR, IoT and more.

At GMR, our commitment to the cause of Nation building is through creation of quality assets. We are proud to have been associated with landmark infrastructure projects in India like Delhi Airport, Hyderabad Airport etc. We will strive to continue developing more such marquee infrastructure assets in service of the nation.

Risks and Concerns for the Company:

On the external front, the pandemic remains one of the key risks for the Company. The aviation industry across the globe faced an unprecedented situation due to the COVID-19 outbreak. Initially, this resulted in near wipe out of passenger traffic across airports in India and across most parts of the world before a gradual opening up and recovery. In FY 2022, the resurgence of COVID-19 led to the reset of traffic to the minimum level in April - May period. Second half of the fiscal year

started on a positive note with recovery in traffic with domestic capacity restored to 100% in October 2021 but had a temporary setback due to a 3rd COVID wave. Restriction on scheduled international operations continued throughout the year and was finally lifted on March 27, 2022. Thus during the year, international traffic was mostly dependent on flights under bilateral air bubble arrangements within countries. While domestic traffic reached almost to the pre-COVID level in a gradual route to recovery by March 2022, International traffic reached to about 60% - 65% of pre-COVID level by fiscal year end. Cargo volume recovery was much stronger and reached to pre-COVID levels in FY 2022.

Ongoing pandemic and higher inflation can lead to cost overruns and delays in our under-construction projects and also impact our ability to raise funding for these projects at competitive rates. Further, higher inflation has effect on general business environment leading to slowdowns and lower demand for air travel and more specifically, may dent passenger growth due to higher fuel/ ATF price translating to higher flight ticket prices. The recessionary environment may also lead to slowdown in demand for real estate, thus impacting our real estate monetization. Higher inflation and rupee depreciation over a long term may lead to lower on passenger spending, thus impacting our non-aero business, especially retail and duty-free businesses. Due to higher inflation, RBI has resorted to monetary tightening, leading to higher interest rates, which may have an impact on our debt servicing ability for the airport projects.

Ongoing arbitrations may have a material impact on cash flows and profitability of our airports. Further, delay in obtaining regulatory approvals may impact timelines/ cash flows of real estate transaction. Also, delay in true up of tariffs by the regulator may impact our cash flows and debt servicing ability.

Opportunities and Threats:

Given the fact that air travel penetration in India is still quite low, we believe that aviation sector in India remains attractive. Government has already announced that 100 new airports are to be developed by 2024 under UDAN scheme and has been able to operationalize 67 airports under this scheme by April 2022. Addition of these new airports will result in development of new routes and in turn increase in air traffic. Our airports, being in metro cities will be in a great position to capitalize on this new air traffic. Also, our airports at Delhi and Hyderabad are in process of major capacity expansion, which will enable them to host this additional air traffic. Further, with Goa airport expected to be operationalized soon, GMR Airports will be able to maintain its leadership position in the Indian airports sector. In addition, as government continues with privatization of existing airports, investment opportunities in Indian aviation sector are immense. This has resulted in entry of new players in the airport sector. However, given our extensive experience in operating airports, we are well placed to judiciously capitalize on such investment opportunities.

Further, on account of its strategic location in the cities, the real estate, available as part of the concessions for our airports, continue to hold tremendous potential. We intend to progressively realize value in our real estate asset portfolio by diversifying the monetization models as well as the end use formats for development of these assets to capture demand for a wide range of developments. **GMR Airport's business is conceptualized as a platform with airport concessions** being the core and a range of adjacent businesses built around the same. The rich experience over the past decade of operating in diverse markets world has given us a unique understanding of business drivers and its various business adjacencies. We have identified five key strategic business segments for GMR Airports - Duty-Free, Cargo, Carpark, Service business and EPC / PMC business. As part of strategy, it is planned to leverage not only the existing airports but also to expand into these segments in external airports.

With the effect of COVID pandemic dissipating, Russia – Ukraine conflict has emerged as the key risk. It also has a significant impact on global aviation industry in the form of various country to country travel related and air-space restrictions. However, as per our assessment, direct impact of this event on Indian aviation space may not be significant given the relatively low proportion of passengers travelling to and from India being from Russia and Ukraine. However, there is potentially an indirect impact from the perspective of higher fuel & commodity costs and consequent impact on airline tariffs which may impact affordability.

With the expected moderation in commodity prices and inflation over the near term resulting in moderation in air ticket prices, we are confident of strong growth. Further, given the low air travel penetration in India and with increasing incomes, **India's aviation sector will continue to exhibit strong growth.**

Segment - wise performance:

Indira Gandhi International Airport (IGI) – Delhi Airport operated by DIAL

In FY 2022, IGI handled 39.3 Mn passengers and 0.92 MMT of cargo with substantial growth over previous year. During the year, IGI Airport expanded its passenger and cargo market share from pre-COVID level to 20.8% and 29.4% respectively amongst Indian airports. DIAL was once again recognized as the '**Best Airport**' for service quality in the region by ACI and '**Best Airport in Central Asia**' by Skytrax. IGI Airport continues to be the leading Airport among all Indian airports in both passenger traffic and cargo handled.

During FY 2022, DIAL's traffic was impacted by 2nd and 3rd wave of COVID in India. Despite the pandemic, we were able to enhance the domestic connectivity within India by connecting to a number of new destinations, and further our passenger surveys showed that higher ever number of first time passengers started flying

over the past year. Towards the end of last fiscal year FY 2022, we have seen the domestic traffic recovering to pre pandemic level. Government has also removed restrictions on operation of scheduled international flights which will further accelerate the passenger growth trend post pandemic recovery.

To overcome the crisis, DIAL has been putting efforts towards various fronts such as safe flying and passenger experience, financial resilience, stakeholder engagement and employee health & safety. DIAL has been continuously engaging with the state and regulatory authorities for several initiatives and policy interventions. Further, during such tough times DIAL has learned the skill of operational flexibility to respond to unseen emergencies.

In the event there are no major pandemic disruptions, DIAL expects the recovery to pre-pandemic level of domestic traffic by FY 2023 and international traffic by FY 2024. DIAL will continue with the necessary capacity expansion initiatives of its airside infrastructure and terminal capacity as per the approved Master Development Plan in order to cater to the future growth in passenger and air traffic. Phase 3A expansion, which includes, among others, expansion of Terminal 1 and Terminal 3, construction of a fourth runway along with enhancement of airfields and construction of taxiways, will expand IGIA capacity to around 100 Million passengers annually. During FY 2022, we have already operationalized partially the new arrival terminal at Terminal 1 and successfully completed the rehabilitation work of British-era Runway 09/27 and handed over the refurbished runway to Air Traffic Control (ATC) for commercial operations.

DIAL continues to work with all stakeholders including the airlines to further establish IGI Airport as an international hub airport for passengers and cargo. In line with this goal, DIAL will continue to work towards reopening key international destinations gradually in alignment with the removal of international border restrictions. We will continue to work with international carriers to boost long haul flights as well as dedicated freighters coming into Delhi.

With respect to regulatory updates for DIAL, it had earlier filed a limited appeal **before the Hon'ble Supreme Court of India on July 21, 2018** against the TDSAT order dated April 23, 2018 with respect to First Control period. Judgement on this was **pronounced by Hon'ble SC on July 11, 2022**, as per which all appeals are dismissed, except on the issue relating to aeronautical tax pertaining to **aeronautical services. Hon'ble SC accepted DIAL's contention and decided that the Annual Fee paid by DIAL should not be deducted from expenses pertaining to aeronautical services before calculating the 'T' element in the formula.**

Rajiv Gandhi International Airport (RGIA) – Hyderabad Airport operated by GHIAL

The pandemic continued to pose challenges in FY 2022 with multiple waves. Despite these challenges during the year, in FY 2022, RGIA handled 12.42 million passengers, over 1,14,000 Air Traffic Movements (ATMs), and over 1,40,000 MT of cargo. With the emergence of new COVID - 19 variants and 2nd and 3rd waves of pandemic in the year FY 2022, traffic and revenues were impacted significantly across the global aviation value chain including India. However, by the end of the financial year traffic was returning to normalcy, and GHIAL is on track to return to its growth path. GHIAL will continue to maintain focus on financial resilience until full traffic recovery, and also take steps towards a return to growth trajectory. During FY 2023, GHIAL shall direct its efforts to the recovery of the passenger traffic and return to growth trajectory with proactive engagement with airlines to accelerate further development of both domestic and international routes.

During this period, a key focus area will also be to speed up the expansion activities and commission the different portions of the expansion project. As part of the capital expansion works in FY 2022, GHIAL has already commissioned the 4 Rapid Exit Taxiways, and a new GSE Tunnel connecting the remote stands on the east and the expanded terminal building. In the financial year FY 2023, GHIAL intends to complete the entire expansion of East Pier, West Pier & Processors and bulb portion. GHIAL would ensure seamless integration of expansion with existing operations by following due procedures.

Thus, with its strong business fundamentals, strategic and competitive advantages, and initiatives to sustain and grow the business, GHIAL is well-positioned to return to the growth path.

With respect to regulatory updates for GHIAL, AERA had issued tariff order no 12/2021-22 for third control period i.e. April 01, 2021 to March 31, 2026 on August 31, 2021. AERA decided to consider YPP for CP-3 is ~INR 430. AERA approved the following UDF from INR 281 to INR 750 per domestic departing passenger and from INR 393 to INR 1500 per departing international passenger. Due to current pandemic scenario, authority has restricted increase in tariff and allowed GHIAL to recover the shortfall of eligible ARR for third control period to the tune of INR 669 Crores in fourth control period as part of true up exercise. Further the tariff order also addressed a major issue relating to Prior Control Period Expenses in favour of GHIAL.

GHIAL had also filed an appeal against some of AERA's decision in third control period order on September 30, 2021 with TDSAT.

GMR Goa International Airport Limited (GGIAL)

Being a commissioning year, GGIAL will focus on effective coordination with all the Joint Coordination Committee (JCC) members viz. AAI, BCAS, CISF, IMD, Immigration, etc., and team up with them to augment their requisite infrastructure facilities, people, processes to participate in the Operations Readiness & Airport Transfer (ORAT) program and thereafter deal with operations in their respective areas

Similarly, GGIAL also will facilitate business associates to provide Aeronautical and Non-Aeronautical services ensuring Best in Class International airport besides engaging with Domestic and International Airlines encouraging them to operate from our Airport.

With the expressway link under construction, in the interim, we will dress the existing 2 Lane road with appropriate facilities in coordination with Govt. of Goa so as to establish good connectivity between the Airport and NH66.

GMR Megawide Cebu Airport Corporation (GMCAC)

The impact of COVID-19 pandemic continued in CY2021 also, significantly impacting Mactan-Cebu International Airport with annual traffic significantly lower than pre-pandemic levels. The passenger footfall for CY 2021 was recorded at ~1.3 Mn, constituting of ~1.15 Mn Domestic passengers and ~0.15 Mn International passengers, thereby witnessing a 52% decline in overall traffic from CY 2020 and 89% decline from CY 2019.

Philippines instituted highly restrictive lockdowns and stringent policy restrictions continued for majority of CY 2021. Apart from these restrictions, domestic travel policies were decentralized with no standard travel protocols. These restrictions meant that the MCIA saw meaningful recovery only in the last quarter of CY2021 with the easing of restrictions from the Government. Since then, MCIA witnessed steady traffic ramping which was interrupted by Typhoon Odette that passed through Cebu on December 16, 2021. But traffic has continued its recovery with March 2022 traffic at ~30% of pre-pandemic level.

The airport continued to take measures that aid in traffic recovery while continuing to focus on other measures to control costs. GMCAC took a Zero-based budgeting approach to further realize cost savings. As part of it, GMCAC achieved reductions in fixed priced contracts by moving towards a slab-based pricing approach and a consolidated single-party facilities management to achieve further savings. Post completion of the manpower rightsizing initiatives, GMCAC has closely worked with employees offering professional and personal support. The debt restructuring exercise was completed in May 2021 which was marked by deferral of principal and part of the interest until 2023, providing a relief on GMCAC's cash flows.

GMCAC also regularly worked on initiatives that can effectively utilize our infrastructure with activities such as Bazaar Concepts, Health/Wellness events for Retail and F&B sales generation to improve the use of idle assets and stay relevant and top of the mind of passengers and non-passengers. We also continued sourcing out prospective concessionaires for our Airport Villages and refresh our pool of concepts and brands.

GMCAC continued to implement various tech initiatives such as contactless self-service kiosks and Virtual Information Desks to ensure the safety and well-being of all passengers, employees, and all other stakeholders. The Typhoon Odette caused significant damages to both the terminals. Rectification and repair work was undertaken immediately to support quick resumption of services at the Airport while ensuring the safety of the passengers and users. Pro-active preventive measures were undertaken to ensure minimal disruption to operations.

With domestic traffic on a sequential rise, coupled with return to 'new normal' around the world with countries adjusting to pandemic, and with Cebu's international markets well on their way to recovery, the Management is confident that traffic shall rebound sooner than in other tourist-centric destinations. In addition to working with government stakeholders to resume operations and drive tourism revival in Cebu, the focus of the Management this year is to address COVID related concerns i.e., building passenger confidence and aid recovery, make the business leaner and more efficient through zero-based costing, reducing operating costs and ensuring that the airport is ready to embrace the new normal. GMCAC is also working with government to establish policy framework to boost travel.

Crete International Airport

The consortium of GMR Airports and TERNA attained the concession commencement date for the design, construction, financing, operation, maintenance of the new international airport of Heraklion at Crete in Greece on February 6, 2020. The concession period is 35 years including the design and construction phase of five years.

Having attained the concession commencement, the design and construction activities of the project are underway. Company has received substantial portion of land. Contractor has mobilized requisite manpower and equipment. Earthworks are progressing well on multiple fronts of Runway-Taxiway, Apron, Terminal building and external access Roads. All the works are being carried out with strict adherence to COVID-19 protocols and other safety measures.

Overall EPC construction is progressing well and focus for the next year would be on civil concreting works.

Medan airport

GMR Airports Limited entered into strategic partnership with Angkasa Pura II for the operation, maintenance and development of Kualanamu International Airport (KNO), Medan, Indonesia for 25 years. The JV between GMR Airport and Angkasa Pura II took over the commercial operations on July 8, 2022.

Medan Airport traffic in CY2021 was also affected by COVID due to the second wave, with passenger footfall for CY 2021 recorded at ~3.1 Mn, constituting of ~3.05 Mn Domestic passengers and ~0.03 Mn International passengers, which was 38% of the overall traffic in CY 2019. International flights were not operated during the majority of the year due to the COVID related restrictions. Domestic traffic was resilient between April and June 2021, but dropped thereafter due to the third COVID wave. It started recovering from September 2021 and improved till January 2022 when it started witnessing another drop due to restrictions in line with the fourth wave of COVID.

Given the overall recovery in the pandemic situation, management is confident that the traffic would be on the path to recovery. The focus of the Management is to execute an effective transition of the Medan Airport and drive traffic recovery.

GMR Vishakhapatnam International Airport Limited (GVIAL)

At Bhogapuram International Airport, development works are in progress post signing the concession agreement. Construction will commence after the Authority fulfils their contractual obligations including the Right of way for entire land area.

Airport Land Development(ADL)

On account of its strategic location in the cities, the real estate, available as part of the concessions for our airports, continue to hold tremendous potential.

During the past five years, we continued our focus on acceleration in land monetization & development through a focused master-planned and economic roadmap. In the next five years, ALD will continue with development and **monetization by exploring asset classes with 'district' impact**. Additionally, we also envision to create independent financing capabilities and creation of multi-airport asset platforms viz. for hospitality and retail.

Non-FSI based revenue generation through digital assets, real estate asset management and EPC based on customer needs is expected to gain momentum in the next couple of years. We intend to create a robust pipeline for these to enable monetization of these assets down the line.

Continuous improvement of infrastructure services and technology driven operational excellence to remain key focus areas in the future.

Growth Outlook – New Opportunities

In line with our larger strategy for airports business, we believe that Airport business has huge underlying strength. Now with combined expertise and reach of both GMR and ADP, we are strategically much better placed to further scale up the airports business in Indian and new foreign territories. Some of the geographies offer airports only on O&M model. To ensure the flexibility in our approach, we have directed our focus on both the models i.e. airport concession model and O&M model. O&M Model is an asset light model and offers lesser risks. Domestically, GMR is actively pursuing opportunities for new airports as and when they arise. As per the national monetization plan, government is planning for privatization of 25 airports in four phases. In our immediate sight is the opportunity of next round of regional airports privatization. We will be actively pursuing the upcoming round of airport privatization.

Outside India, the Group is strategically focusing on promising geographies of South Asia, South East Asia, Middle East, Africa, Central Asia, Eastern Europe and Latin America. We are actively evaluating and participating in multiple airports privatization opportunities in these geographies.

Recently, GMR has won the bid to develop and operate the Kualanamu International Airport in Medan, Indonesia. The project marks our entry in the fast growing Indonesian aviation sector in the ASEAN region. This reinforces GMR capabilities to penetrate the fast growing and emerging markets in the world.

This year GMR is actively pursuing airports opportunities in the Middle East, Central Asia, South Asia, South East Asia, Eastern Europe and African region.

GMR Airports Business is conceptualized as a platform with airport concessions being the core and a range of adjacent businesses built around the same. Our rich experience over the past decade of operating in diverse markets in the developing world has given us a unique understanding of drivers and a rich understanding of the various adjacency businesses.

As a result, we pushed forward with Group’s vision to diversify and expand in the airport adjacency space. We are currently evaluating multiple opportunities in the cargo, duty free and services business across the geographies and believe that in the short to medium term we will have more adjacency businesses to add to our overall portfolio. We have created a richly experienced team at GMR Airports to drive our vision for airport adjacencies.

We broke ground in this direction with launch of Kannur Duty Free operations in February 2021, notwithstanding challenges due to the COVID pandemic. We also evaluated duty free opportunities in Mumbai, Indonesia, South Korea, and other geographies and this has enhanced the group's understanding of international duty free space.

At the same time, Group is also looking to unlock value from its existing non-aero commercial businesses. Earlier, we launched a range of initiatives to enhance the value creation in our non-aero businesses. As a first step, we launched non-aero Centre for Excellence (CoE) for duty-free and cargo businesses. Under the CoE initiative, we are going to channel the collective non-aero wisdom of the group to achieve commercial excellence.

As we look forward into post -COVID future, we have a robust pipeline of airports and five strategic business units of adjacency opportunities, and we believe that they will add significant value to the Group and all stakeholders.

The Russia-Ukraine conflict has resulted in much higher commodity prices, thus increasing inflation and risk of flight of money from emerging economies to developed markets. GMR also faces the risk of pricier capital which may impact the profitability of existing airports and accessing capital for the upcoming projects.

Discussion and Analysis of Financial Conditions and Operational Performance

The standalone financial position as at March 31, 2022 and performance of the Company the financial year ended on that date are discussed hereunder:

1. NON FINANCIAL ASSETS

1.1. Property Plant and Equipment (PPE)

PPE has slightly decreased from Rs. 1.71 crores as at March 31, 2021 to Rs. 1.42 crores as at March 31, 2022 primarily due to depreciation / amortization charge for the year.

1.2. Right of use asset

Right of use asset decreased from Rs. 1.97 crores as at March 31, 2021 to Rs. 0.91 crores due to depreciation / amortization charge for the year.

1.3. Capital work-in-progress

Capital work-in-progress was Rs. Nil as at March 31, 2021 which becomes Rs. 0.61 crores as at March 31, 2022 due to capital expenditure incurred primarily for GMR Aviation Academy.

1.4. Current Tax Assets (Net)

Current Tax assets slightly increased from Rs. 28.91 crores as at March 31, 2021 to Rs. 34.10 crores as at March 31, 2022.

1.5 Other Non – financial Assets

Other non – financial assets increased from Rs. 31.99 crores as at March 31, 2021 to Rs. 54.29 crores as at March 31, 2022.

1.6 Deferred Tax Assets (Net)

Differed tax assets increased from Rs. 105.96 crores as at March 31, 2021 to Rs. 107.17 crores as at March 31, 2022.

2. FINANCIAL ASSETS

2.1. Financial assets – Investments

Investments have increased from Rs. 21,988.16 crores as at March 31, 2021 to Rs. 25,329.44 crores as at March 31, 2022 primarily on account of gain on fair valuation of equity investment of Rs. 3,002.72 crore and forex gain of Rs. 83.83 crores on OCD restatement. There was an additional infusion of equity of Rs. 466.61 crores in subsidiaries.

2.2. Financial assets – Trade receivables

Trade receivables has decreased from Rs. 50.90 crores as at March 31, 2021 to Rs. 58.94 crores as at March 31, 2022.

2.3. Financial assets – Cash and cash equivalents

Cash and cash equivalents have increased from Rs. 12.42 crores as at March 31, 2021 to Rs. 122.03 crores as at March 31, 2022.

2.4. Financial assets – Bank balances other than cash and cash equivalents

Bank balances other than cash and cash equivalents decreased from Rs. 98.27 crores as at March 31, 2021 to Rs. 9.83 crores as at March 31, 2022 primarily due to release of guarantees against which fixed deposit (margin) was placed.

2.5 Loans

Loans (including accord interest) have increased from Rs. 436.00 crores as at March 31, 2021 to Rs. 543.16 crores as at March 31, 2022.

2.6. Other financial assets

Other financial assets have increased from Rs. 15.87 crores as at March 31, 2021 to Rs. 63.42 crores as at March 31, 2022.

3. EQUITY

There is no change in equity share capital from March 31, 2021 to March 31, 2022.

Other equity has increased from Rs. 14,184.90 crores as at March 31, 2021 to Rs. 16,458.86 crores as at March 31, 2022 primarily due to loss during the period (Rs. 80.42 crores), gain on fair valuation of equity investments (Rs. 2,354.38 crores).

4. FINANCIAL LIABILITIES

4.1. Debt Securities

Debt Securities has increased from Rs. 3,060.43 crores as at March 31, 2021 to Rs. 3,584.25 crores as at March 31, 2022, primarily due to issue of bond of Rs. 300.00 crore during the year.

4.2. Lease Liabilities

Lease liabilities have decreased from Rs. 2.08 crores as at March 31, 2021 to Rs. 1.06 crores as at March 31, 2022.

4.3. Trade Payables

Trade payables have increased from Rs. 42.01 crores as at March 31, 2021 to Rs. 50.82 crores as at March 31, 2022 mainly due to provisions during the year.

4.4. Other Financial Liabilities

Other financial liabilities have increased from Rs. 444.79 crores as at March 31, 2021 to Rs. 448.76 crores as at March 31, 2022 mainly due to retention money deducted.

5. NON - FINANCIAL LIABILITIES

5.1. Provisions

Provisions have increased from Rs. 20.00 crores as at March 31, 2021 to Rs. 23.32 crores as at March 31, 2022 in the normal course of business.

5.2. Deferred tax liabilities (net)

Deferred tax liability is Rs. 4,247.55 crores as at March 31, 2022 (Rs. 3,599.21 crores as at March 31, 2021) increase in deferred tax liabilities is primarily due to increase in fair value of equity investments.

5.3 Other non-financial Liabilities

Other non-financial liabilities have increased from Rs. 12.07 crores as at March 31, 2021 to Rs. 44.04 crores as at March 31, 2022 primarily due to increase in statutory liabilities.

6. OVERVIEW OF OUR RESULTS OF OPERATIONS

The following table sets forth information with respect to our revenues, expenditure and profits (loss) on a standalone basis:

(Rs. in Crores)

Particulars	March 31, 2022	March 31, 2021
Revenue from Operations		
Interest Income	278.52	239.56
Dividend Income	18.37	10.20
Revenue from contracts with customers	186.82	98.78
Net gain on fair value changes	4.88	12.24

Other income	89.70	0.52
Total Income	578.29	361.30
Expenses		
Operating and other administrative expenditure	55.63	125.59
Employee Benefit Expenses	19.36	16.88
Depreciation and amortization expenses	1.52	1.54
Finance costs	479.88	520.13
Total expenses	660.19	664.14
(Loss)/Profit before Tax	(81.90)	(302.84)
Tax expenses/(income)		
Current Tax	-	(1.68)
Deferred Tax Credit	(1.28)	(43.42)
(Loss)/Profit for the period (A)	(80.62)	(257.74)
Other comprehensive income for the year (B)	2354.58	(987.81)
Total comprehensive income for the year (A+B)	2273.96	(1245.55)

7. INCOME

7.1 Interest Income from Loans and Investments

Interest income increased from Rs. 239.56 crores in F.Y. 2021 to Rs. 278.52 crores in F.Y. 2022 mainly due to increase in interest income from loans given to related parties and increase in interest on optionally convertible debentures.

7.2 Dividend income

Income from Dividend has increased from Rs. 10.20 crores in F.Y. 2021 to Rs. 18.37 crores in F.Y. 2022.

7.3 Income on revenue contracts with customers

Income on revenue from contracts with customers increased from Rs. 98.78 crores in F.Y. 2021 to Rs. 186.82 crores in F.Y. 2022 primarily due to construction revenue of Rs. 112.01 crores and higher consultancy revenue.

7.4 Income from Fair value changes

Income from fair value has decreased from Rs. 12.24 crores in F.Y. 2021 to Rs. 4.88 crores in F.Y. 2022 due to lower availability of surplus funds.

8. EXPENDITURE

8.1 Finance Cost

Decrease in finance cost is mainly due to higher upfront fees in FY'21.

8.2 Employee benefits expenses

Employee benefit costs has increased from Rs. 16.88 crores in March 2021 to Rs. 19.36 crores in March 2022.

8.3 Other expenses

The decrease in other expenses from Rs. 125.59 Crores in March 2021 to Rs. 55.63 crores in March 2022 is mainly due to loss on exchange differences on restatement of OCD's of Rs. 73.31 crores.

8.4 Tax expenses

Tax expense/ (credit) mainly comprises of current tax expense and deferred tax expense / (credit). There is a decrease in tax expenses/(credit) in March 2022 of (Rs. 1.28 crores) as compared to (Rs. 45.10 crores) in March 2021 mainly due to creation of deferred tax asset on business losses of Rs. 43.42 crores in FY 2021.

9. Other Comprehensive Income (OCI)

The OCI increased from (Rs. 987.81) crores in March 2021 to Rs. 2,354.58 crores primarily on account of gain on fair valuation of equity investments.

Internal control systems and their adequacy:

The Company's internal financial control framework has been established in accordance with the COSO framework to ensure adequacy of design and operating effectiveness of operational, financial and compliance controls. The effectiveness of the internal controls is regularly reviewed and monitored by the Management Assurance Group (MAG) during audits.

The Company has put adequate policies and procedures in place, which play a pivotal role in deployment and monitoring of the internal controls. These controls and processes have been embedded and integrated with SAP and/or other allied IT applications, which have been implemented across all Group companies.

MAG continuously assesses opportunities for improvement in all business processes, policies, systems and controls, provides its recommendations, which **add value, and improves overall organization's operations and control effectiveness.**

Respective Business/Company CEOs are responsible to ensure compliance with the policies and procedures laid down by the management. As far as possible, emphasis is placed on automation of controls within the process to minimize deviations and exceptions. It helps the organization to accomplish its objectives by bringing a systematic, disciplined approach to evaluate and improve the effectiveness of risk management, control and governance processes. Process owners take responsibility for implementation of measures to mitigate risks.

MAG is responsible for undertaking internal audits across the group and they are assisted by outsourced audit firms. The internal audit scope covers inter alia, all processes and functions, as per the annual audit plan reviewed and approved by the Audit Committee in the beginning of every financial year.

In every quarterly Audit Committee of the Board, key audit issues including corrective and preventive action plan along with action taken report on previous issues are presented.

Material Developments in Human Resources:

COVID-19 pandemic has been one of the biggest challenge in recent times impacting human lives and disrupting businesses in equal proportions. The primary focus of the Company during FY 2022 was to ensure the health and wellbeing of the employees and their families while ensuring minimum disruption to the business operations. Utmost care has been taken to ensure that there is a sustained focus on Strengthening HR Operations, Sustain People Processes and Support the overall growth at Airport sector under such challenging times. There was a huge participation of employees across several people initiatives including and not limited to Annual Appraisal, Goal Settings, R&R, Skip Level meetings, Employee communication Town Halls. Some of the key highlights of FY 2022 are given below:

(1) Focus on Covid Management:

While responding to the serious challenges imposed by the Covid Pandemic, health and well-being of each of our employee and their families has been the first priority of the Company. All the efforts taken, the policies making and facilities that added basis every day new learning, is a pure reflection of our values and beliefs. The group exhibited its values in all the actions executed during this sensitive environment. Some employees safety and welfare initiatives at Airport, Project Sites and Offices, are as below:

- (a) Introduction of remote working policy ensuring that there is limited number of employees in the office premises thereby reducing the chance of spread of infection and ensuring business continuity.
- (b) Proper care was taken to ensure the safety of the employees who are working at offices, site offices and Airports by:
 - (i) Disinfection and sanitization of all work spaces, equipment and employee vehicles periodically.
 - (ii) Frequent communication to employees on the health and safety measures to be followed and by clear demarcations to ensure physical distancing at work and associated areas.
 - (iii) Thermal screening at all entry points of offices to ensure 100% coverage and screenings

- (iv) To safeguard the interest of employees, their families and society at large, company conducted weekly RTPCR exercise as a practice in the company premises for all the employees who are attending regular duties at office premises
- (c) Corporate tie-ups are in place for employees and family members who are impacted from COVID, having mild symptoms and are under home isolation for treatment.
- (d) 24X7, employee emergency help line is available across locations to cater to any requirements of employees arising out restricted mobility and administrative restrictions or their medical exigency.
- (e) Vaccination of the employees and their family members is one of the key priorities of the management. Vaccination drives have been undertaken across locations to ensure maximum vaccination coverage. Vaccination centres were established at Airport premises to facilitate Vaccination to employees of airport community.
- (f) To ensure the mental wellbeing of the employees in some cases, experienced counsellor is on board and the helpline number is accessible for employees who are willing to talk and share. Lifestyle, household and office related stress and issues has seen a generic surge during lockdown periods thus the helpline is created to alleviate the mental stress arising out of same.
- (g) Frequent employee communication has been another key highlight of the covid management scenario. The senior management via frequent CEO Town Halls, Win Over Worries (Engaging sessions on how the business works) has communicated frequently to the employees about the current business scenario, seek feedback on the response on the crisis and overall addressing of employees apprehensions
- (h) We ensured close partnering with Contractors & stakeholders to ensure health, safety & well-being measures for workers in our construction sites.

(2) Strategic Partnership with ADP:

In the middle of the pandemic the Partnership with ADP was solidified. Key activities undertaken by the Company were as under:

- (a) Strengthening the Organisation Structure of the and on-boarding of key leaders.
- (b) Closely working with ADP Team to ensure seamless experience by supporting in:
 - (i) Policy benchmarking
 - (ii) Support during expatriation and on-boarding
 - (iii) Acculturation within GMR Ecosystem and familiarization with GMR Values & Belief

(c) Working with ADP Team to create a framework to facilitate exchange of talent and training partnership between two companies which will enable two companies to leverage the capabilities of their talents

(3) Learning & Development:

Learning at GMR Airports Level has been conducted under four umbrellas:

- (a) Daksh: These focus on developing foundational work skills
- (b) Nipun: Focusing on functional skills development
- (c) Saksham: Focusing on Managerial Skills Development
- (d) Netritva : Focusing on Leadership development

Over and above these initiatives Multi-Tier Leadership Development has been taken place via Programs like: LEAP (at DIAL), CATAPULT (at GHIAL), introduction of Project Management learning course (Airports Sector Construction) and several knowledge sharing forums aimed to develop next level of leaders. Participants are prepared to take on higher cross-functional responsibilities and drive a high-performance culture in the organization. We continued to build talent pipeline through our flagship cadre based program '**Aarambh**', a structured initiative for Management Trainees & Graduate Engineer Trainees.

We continued with the AAAE (American Association of Airport Executives) Certified Member (C.M.) Program which is for individuals at all levels of airport management to enhance their expertise in the field. This gives holistic training and assessment of the individuals in Airport Operations, Maintenance, Finance and Management.

Apart from the above programs, we continued with 'HARMONY'- a program aimed towards enriching gender diversity & dialogue.

(4) Talent Management & Succession Development:

Talent Management & Succession development has been one of the key focus of GMR Group. Continuing to the tradition, successors had been identified for the identified critical roles across the businesses. In some cases the successors had been elevated for the key roles in the upcoming business unit. This reinforces the GMR Philosophy of promoting and developing its employees.

Benchmarking and improving our Organization Structure efficiencies is a continuous journey aimed to provide the best value for our stakeholders. We continued with this practice evolving newer insights.

(5) Talent Acquisition – (Internal Job Posting)

Talent **Acquisition plays a key role in the company's growth and development.** We aim to work with the best talents from the industry and to provide career growth opportunities to the existing employees. During Covid crisis, primary focus had been towards promoting the internal talents of the Company. This has an added advantage of motivating the employees over and above reducing the cost of external recruitment. We also on-boarded senior level talent in key areas such as Smart City, Innovation, Passenger Experience etc.

(6) Employee Engagement & Recognition:

Employee engagement is a key focus area for the Group. Annual engagement survey conducted across all the major business units to gauge the employee sentiment during the pandemic. Frequent Town Halls, Skip level meetings were also conducted to ensure continued communication with the management during such challenging times. Appreciation of Frontline **Employees via. 'Covid Warrior's award, rewarding Employee of the Year and Star of the Month Award** keep employees motivated and optimistic during such challenging times.

Walker Chandio & Co LLP
Chartered Accountants
21st Floor, DLF Square,
Jacaranda Marg, DLF Phase II,
Gurugram 122002, India

K. S. Rao & Co.
Chartered Accountants
2nd Floor, 10/2 Khivraj
Mansion, Kasturba Road
Bengaluru – 560001, India

Independent Auditor's Report

To the Members of GMR Airports Limited

Report on the Audit of the Standalone Financial Statements

Qualified Opinion

1. We have audited the accompanying standalone financial statements of GMR Airports Limited ('the Company'), which comprise the Balance Sheet as at 31 March 2022, the Statement of Profit and Loss (including Other Comprehensive Income), the Statement of Cash Flow and the Statement of Changes in Equity for the year then ended, and a summary of the significant accounting policies and other explanatory information.
2. In our opinion and to the best of our information and according to the explanations given to us, except for the effects of the matter described in the Basis for Qualified Opinion section of our report, the aforesaid standalone financial statements give the information required by the Companies Act, 2013 ('the Act') in the manner so required and give a true and fair view in conformity with the Indian Accounting Standards ('Ind AS') specified under section 133 of the Act read with the Companies (Indian Accounting Standards) Rules, 2015 and other accounting principles generally accepted in India, of the state of affairs of the Company as at 31 March 2022, and its profit (including other comprehensive income), its cash flows and the changes in equity for the year ended on that date.

Basis for Qualified Opinion


3. As detailed in note 49 to the Standalone financial statements, the Company has issued Bonus Compulsorily Convertible Preference Shares Series A, Series B, Series C and Series D (hereinafter together referred as "Bonus CCPS") to shareholders of the Company pursuant to the terms of the Shareholders' Agreement entered between the shareholders of the Company, the Company and Aéroports de Paris S.A which are being carried at face value. In our opinion, basis the terms of such Bonus CCPS, the accounting treatment is not in accordance with Ind AS 109, Financial Instruments, as the liability towards these Bonus CCPS should be recognised at their fair value. Had the Company applied the appropriate accounting treatment for these Bonus CCPS, 'Other equity' would have been lower by Rs. 1,113.14 crores (31 March 2021: Rs. 1,271.34 crore), and 'Other financial liability' would have been higher by Rs. 1,113.14 crores (31 March 2021: Rs. 1,271.34 crore) as at 31 March 2022.
The opinion expressed by us, in our audit report dated 31 May 2021 for the year ended 31 March 2021 was also qualified in respect of above matter.
4. We conducted our audit in accordance with the Standards on Auditing specified under section 143(10) of the Act. Our responsibilities under those standards are further described in the Auditor's Responsibilities for the Audit of the Standalone Financial Statements section of our report. We are independent of the Company in accordance with the Code of Ethics issued by the Institute of Chartered Accountants of India ('ICAI') together with the ethical requirements that are relevant to our audit of the financial statements under the provisions of the Act and the rules thereunder, and we have fulfilled our other ethical responsibilities in accordance with these requirements and the Code of Ethics. We believe that the audit evidence we have obtained is sufficient and appropriate to provide a basis for our qualified opinion.

Key Audit Matter

5. Key audit matters are those matters that, in our professional judgment, were of most significance in our audit of the standalone financial statements of the current period. These matters were addressed in the context of our audit of the financial statements as a whole, and in forming our opinion thereon, and we do not provide a separate opinion on these matters.
6. In addition to the matters described in the Basis for Qualified Opinion section, we have determined the matter described below to be the key audit matters to be communicated in our report.



Key audit matter	How our audit addressed the key audit matter
<p>Fair value measurement of investments in equity shares and estimation of provision on optionally convertible debentures (Refer note 4.1 (b), note 4.1 (e) and note 4.1 (f) for the accounting policy and note 11 and note 42 for the related disclosures)</p>	
<p>As at 31 March 2022, the Company has investments in unquoted equity shares of its subsidiaries and joint venture amounting to INR 22,878.88 crores which are carried at fair value and investments in optionally convertible debentures ('OCD') of one of the subsidiary amounting to INR 2,450.56 crores which are carried at amortised cost.</p> <p>Determining the fair value of such unquoted investments and the provision as per Ind AS 109 'Financial Instruments' on the OCDs is determined by applying valuation techniques which has been performed by independent valuation experts, applying applicable valuation methodologies.</p> <p>The determination of fair values/ provision on OCDs involves significant management assumptions, judgements and estimates which include unobservable inputs such as future cash flows and judgments with respect to estimation of passenger traffic Air traffic movement and rates, future outcomes of ongoing litigations as detailed in note 58(b) of the accompanying standalone financial statements.</p> <p>The valuation of these investments and determining requisite provision for OCDs was considered to be the area which required significant auditor attention and was of most significance in the audit of standalone financial statements due to the materiality of these investments to the standalone financial statements and complexity involved in the valuation of these investments and hence we have determined this as a key audit matter for current year audit.</p> <p>We draw attention to note 58(a) of the accompanying Standalone Financial Statements, which describes the uncertainties due to the outbreak of Covid-19 pandemic and management's evaluation of its impact on the assumptions underlying the valuation of investments in the airport sector which are carried at fair value in the Standalone Financial Statements as at the balance sheet date. Further, we also draw attention to note 58(b) in relation to carrying value of investments in the subsidiaries as mentioned in the aforesaid note, which are dependent on the uncertainties relating to the future outcome of the ongoing matters as further described in the aforesaid note.</p>	<p>Our audit procedures to assess the reasonableness of fair valuation of equity investments/ and provision on OCDs included the following:</p> <ul style="list-style-type: none"> • Obtained an understanding of management's processes and controls for determining the fair value and provision and tested the design and operating effectiveness of such controls; • Carried out assessment of forecasts of future cash flows prepared by the management, evaluating the assumptions and estimates used in such forecasts including economic and financial data; • Evaluated the Company's valuation methodology in determining the fair value of the investment. In making this assessment, we also assessed the professional competence, objectivity and capabilities of the valuation expert engaged by the management; • Engaged auditor's valuation experts to ascertain the appropriateness of the valuation methodology including the allocation made to different investments and the concluded fair value; • Ensured the appropriateness of the carrying value of these investments in the financial statements and the gain or loss recognised in the financial statements as a result of such fair valuation; • Compared the carrying value of OCDs with the fair value and assessed the adequacy of provision made for the OCDs; • Obtained appropriate management representations with respect to the underlying valuation report. • Assessed the appropriateness and adequacy of related disclosures in the standalone financial statements in accordance with the applicable accounting standards.



Walker Chandiook & Co LLP
Chartered Accountants
21st Floor, DLF Square,
Jacaranda Marg, DLF Phase II,
Gurugram 122002, India

K. S. Rao & Co.
Chartered Accountants
2nd Floor, 10/2 Khivraj
Mansion, Kasturba Road
Bengaluru – 560001, India

Information other than the Financial Statements and Auditor's Report thereon

7. The Company's Board of Directors are responsible for the other information. The other information comprises the information included in the Annual Report, but does not include the standalone financial statements and our auditor's report thereon. The Annual Report is expected to be made available to us after the date of this auditor's report.

Our opinion on the standalone financial statements does not cover the other information and we do not express any form of assurance conclusion thereon.

In connection with our audit of the standalone financial statements, our responsibility is to read the other information identified above when it becomes available and, in doing so, consider whether the other information is materially inconsistent with the standalone financial statements or our knowledge obtained in the audit or otherwise appears to be materially misstated.


When we read the Annual Report, if we concluded that there is a material misstatement therein, we are required to communicate the matter to those charged with governance.

Responsibilities of Management and Those Charged with Governance for the Standalone Financial Statements

8. The accompanying standalone financial statements have been approved by the Company's Board of Directors. The Company's Board of Directors are responsible for the matters stated in section 134(5) of the Act with respect to the preparation and presentation of these standalone financial statements that give a true and fair view of the financial position, financial performance including other comprehensive income, changes in equity and cash flows of the Company in accordance with the Ind AS specified under section 133 of the Act and other accounting principles generally accepted in India. This responsibility also includes maintenance of adequate accounting records in accordance with the provisions of the Act for safeguarding of the assets of the Company and for preventing and detecting frauds and other irregularities; selection and application of appropriate accounting policies; making judgments and estimates that are reasonable and prudent; and design, implementation and maintenance of adequate internal financial controls, that were operating effectively for ensuring the accuracy and completeness of the accounting records, relevant to the preparation and presentation of the financial statements that give a true and fair view and are free from material misstatement, whether due to fraud or error.
9. In preparing the financial statements, the Board of Directors are responsible for assessing the Company's ability to continue as a going concern, disclosing, as applicable, matters related to going concern and using the going concern basis of accounting unless the Board of Directors either intend to liquidate the Company or to cease operations, or has no realistic alternative but to do so.
10. Those Board of Directors are also responsible for overseeing the Company's financial reporting process.

Auditor's Responsibilities for the Audit of the Standalone Financial Statements

11. Our objectives are to obtain reasonable assurance about whether the financial statements as a whole are free from material misstatement, whether due to fraud or error, and to issue an auditor's report that includes our opinion. Reasonable assurance is a high level of assurance, but is not a guarantee that an audit conducted in accordance with Standards on Auditing will always detect a material misstatement when it exists. Misstatements can arise from fraud or error and are considered material if, individually or in the aggregate, they could reasonably be expected to influence the economic decisions of users taken on the basis of these financial statements.
12. As part of an audit in accordance with Standards on Auditing, specified under section 143(10) of the Act we exercise professional judgment and maintain professional skepticism throughout the audit. We also:
- Identify and assess the risks of material misstatement of the financial statements, whether due to fraud or error, design and perform audit procedures responsive to those risks, and obtain audit evidence that is



Walker Chandlok & Co LLP
Chartered Accountants
21st Floor, DLF Square,
Jacaranda Marg, DLF Phase II,
Gurugram 122002, India

K. S. Rao & Co.
Chartered Accountants
2nd Floor, 10/2 Khivraj
Mansion, Kasturba Road
Bengaluru – 560001, India

sufficient and appropriate to provide a basis for our opinion. The risk of not detecting a material misstatement resulting from fraud is higher than for one resulting from error, as fraud may involve collusion, forgery, intentional omissions, misrepresentations, or the override of internal control;


- Obtain an understanding of internal control relevant to the audit in order to design audit procedures that are appropriate in the circumstances. Under section 143(3)(i) of the Act we are also responsible for expressing our opinion on whether the Company has adequate internal financial controls system with reference to financial statements in place and the operating effectiveness of such controls;
 - Evaluate the appropriateness of accounting policies used and the reasonableness of accounting estimates and related disclosures made by management;
 - Conclude on the appropriateness of management's use of the going concern basis of accounting and, based on the audit evidence obtained, whether a material uncertainty exists related to events or conditions that may cast significant doubt on the Company's ability to continue as a going concern. If we conclude that a material uncertainty exists, we are required to draw attention in our auditor's report to the related disclosures in the financial statements or, if such disclosures are inadequate, to modify our opinion. Our conclusions are based on the audit evidence obtained up to the date of our auditor's report. However, future events or conditions may cause the Company to cease to continue as a going concern;
 - Evaluate the overall presentation, structure and content of the financial statements, including the disclosures, and whether the financial statements represent the underlying transactions and events in a manner that achieves fair presentation.
13. We communicate with those charged with governance regarding, among other matters, the planned scope and timing of the audit and significant audit findings, including any significant deficiencies in internal control that we identify during our audit.
14. We also provide those charged with governance with a statement that we have complied with relevant ethical requirements regarding independence, and to communicate with them all relationships and other matters that may reasonably be thought to bear on our independence, and where applicable, related safeguards.
15. From the matters communicated with those charged with governance, we determine those matters that were of most significance in the audit of the financial statements of the current period and are therefore the key audit matters. We describe these matters in our auditor's report unless law or regulation precludes public disclosure about the matter or when, in extremely rare circumstances, we determine that a matter should not be communicated in our report because the adverse consequences of doing so would reasonably be expected to outweigh the public interest benefits of such communication.

Other Matter

16. The audit of the Standalone financial statements for the year ended 31 March 2021 was carried out and reported by one of the joint auditors Walker Chandlok & Co. LLP who have expressed modified opinion vide their audit report dated 31 May 2021 for the year ended 31 March 2021. Accordingly, KS Rao & Co do not express any opinion on the figures reported for the year ended 31 March 2021 in the standalone financial statements.

Report on Other Legal and Regulatory Requirements

17. As required by section 197(16) of the Act based on our audit, we report that the Company has paid remuneration to its directors during the year in accordance with the provisions of and limits laid down under section 197 read with Schedule V to the Act.
18. As required by the Companies (Auditor's Report) Order, 2020 ('the Order') issued by the Central Government of India in terms of section 143(11) of the Act we give in the Annexure I a statement on the matters specified in paragraphs 3 and 4 of the Order, to the extent applicable.




Walker Chandio & Co LLP
Chartered Accountants
21st Floor, DLF Square,
Jacaranda Marg, DLF Phase II,
Gurugram 122002, India

K. S. Rao & Co.
Chartered Accountants
2nd Floor, 10/2 Khivraj
Mansion, Kasturba Road
Bengaluru – 560001, India

19. Further to our comments in Annexure I, as required by section 143(3) of the Act based on our audit, we report, to the extent applicable, that:

- a) We have sought and obtained all the information and explanations which to the best of our knowledge and belief were necessary for the purpose of our audit of the accompanying standalone financial statements;
- b) Except for the effects of the matter described in the Basis for Qualified Opinion section, in our opinion, proper books of account as required by law have been kept by the Company so far as it appears from our examination of those books;
- c) The standalone financial statements dealt with by this report are in agreement with the books of account;
- d) Except for the effects of the matter described in the Basis for Qualified Opinion section, in our opinion, the aforesaid standalone financial statements comply with Ind AS specified under section 133 of the Act;
- e) The matter described in paragraph 3 under the Basis for Qualified Opinion section, in our opinion, may have an adverse effect on the functioning of the Company;
- f) On the basis of the written representations received from the directors and taken on record by the Board of Directors, none of the directors is disqualified as on 31 March 2022 from being appointed as a director in terms of section 164(2) of the Act;
- g) With respect to the adequacy of the internal financial controls with reference to financial statements of the Company as on 31 March 2022 and the operating effectiveness of such controls, refer to our separate Report in Annexure II wherein we have expressed a modified opinion; and
- h) With respect to the other matters to be included in the Auditor's Report in accordance with rule 11 of the Companies (Audit and Auditors) Rules, 2014 (as amended), in our opinion and to the best of our information and according to the explanations given to us:
 - i. Except for the effect of the matter described in paragraph 3 of the Basis for Qualified Opinion section, the Company, as detailed in note 38(ii) to the standalone financial statements, has disclosed the impact of pending litigations on its standalone financial position as at 31 March 2022;
 - ii. the Company did not have any long-term contracts including derivative contracts for which there were any material foreseeable losses as at 31 March 2022;
 - iii. There were no amounts which were required to be transferred to the Investor Education and Protection Fund by the Company during the year ended 31 March 2022;
 - iv.
 - a. The management has represented that, to the best of its knowledge and belief, other than as disclosed in note 60(h) to the standalone financial statements, no funds have been advanced or loaned or invested (either from borrowed funds or securities premium or any other sources or kind of funds) by the Company to or in any person or entity, including foreign entities ('the intermediaries'), with the understanding, whether recorded in writing or otherwise, that the *intermediary shall, whether, directly or indirectly lend or invest in other persons or entities identified in any manner whatsoever by or on behalf of the Company ('the Ultimate Beneficiaries')* or provide any guarantee, security or the like on behalf the Ultimate Beneficiaries;
 - b. The management has represented that, to the best of its knowledge and belief, no funds have been received by the Company from any person or entity, including foreign entities ('the Funding Parties'), with the understanding, whether recorded in writing or otherwise, that the Company shall, whether directly or indirectly, lend or invest in other persons or entities identified in any manner whatsoever by or on behalf of the Funding Party ('Ultimate Beneficiaries') or provide any guarantee, security or the like on behalf of the Ultimate Beneficiaries; and




Walker Chandiook & Co LLP
Chartered Accountants
21st Floor, DLF Square,
Jacaranda Marg, DLF Phase II,
Gurugram 122002, India

K. S. Rao & Co.
Chartered Accountants
2nd Floor, 10/2 Khivraj
Mansion, Kasturba Road
Bengaluru – 560001, India

- c. Based on such audit procedures performed as considered reasonable and appropriate in the circumstances, nothing has come to our notice that has caused us to believe that the management representations under sub-clauses (a) and (b) above contain any material misstatement.
- v. The Company has not declared or paid any dividend during the year ended 31 March 2022.

For Walker Chandiook & Co LLP
Chartered Accountants
Firm Registration No.: 001076N/N500013



Neeraj Sharma
Partner
Membership No: 502013



UDIN: 22502103AJCCCB9420

Place: New Delhi
Date: 17 May 2022

For K. S. Rao & Co.
Chartered Accountants
Firm Registration No.: 003109S


Sudarshan Gupta
Partner
Membership No: 223060



UDIN: 22223060AJCFIM6393

Place: New Delhi
Date: 17 May 2022

Walker Chandio & Co LLP
Chartered Accountants
21st Floor, DLF Square,
Jacaranda Marg, DLF Phase II,
Gurugram 122002, India

K. S. Rao & Co.
Chartered Accountants
2nd Floor, 10/2 Khivraj
Mansion, Kasturba Road
Bengaluru – 560001, India

Annexure I referred to in Paragraph 18 of the Independent Auditor's Report of even date to the members of GMR Airports Limited on the standalone financial statements for the year ended 31 March 2022

In terms of the information and explanations sought by us and given by the Company and the books of account and records examined by us in the normal course of audit, and to the best of our knowledge and belief, we report that:


- (i) (a) (A) The Company has maintained proper records showing full particulars, including quantitative details and situation of property, plant and equipment, right of use assets.
- (B) The Company does not have any intangible assets and accordingly, reporting under clause 3(i)(a)(B) of the Order is not applicable to the Company.
- (b) The Company has a regular program of physical verification of its property, plant and equipment and right of use assets under which the assets are physically verified once in every three years, which in our opinion, is reasonable having regard to the size of the Company and the nature of its assets. In accordance with this program, property, plant and equipment and right of use assets were verified during the year and no material discrepancies were noticed on such verification.
- (c) The Company does not own any immovable property including investment properties (other than properties where the Company is the lessee and the lease agreements are duly executed in favour of the lessee). Accordingly, reporting under clause 3(i)(c) of the Order is not applicable to the Company.
- (d) The Company has not revalued its Property, Plant and Equipment and Right of Use assets during the year. Further, the Company does not hold any intangible assets.
- (e) No proceedings have been initiated or are pending against the Company for holding any benami property under the Benami Transactions (Prohibition) Act, 1988 (45 of 1988) and rules made thereunder. Accordingly, reporting under clause 3(i)(e) of the Order is not applicable to the Company.
- (ii) (a) The Company does not hold any inventory. Accordingly, reporting under clause 3(ii) (a) of the Order is not applicable to the Company
- (b) The Company has a working capital limit in excess of Rs 5 crore, sanctioned by banks on the basis of security of current assets during the year. However, pursuant to terms of the sanction letter, the Company is not required to file any quarterly return or statement with such banks or financial institutions.
- (iii) (a) The Company is a Non-Banking Finance Company and its principal business is to give loans. Accordingly, reporting under clause 3(iii)(a) of the Order is not applicable to the Company.
- (b) In our opinion, and according to the information and explanations given to us, the investments made, guarantees provided, security given and terms and conditions of the grant of all loans and guarantees provided are prima facie, not prejudicial to the Company's interest. Further, the Company does not have any outstanding advance in the nature of loan at the beginning of the current year nor has granted any advance in the nature of loan during the year.
- (c) The Company does not have any outstanding advance in the nature of loan at the beginning of the current year nor has granted any advance in the nature of loan during the year. Further, In respect of loans granted by the Company, the schedule of repayment of principal and payment of interest has been stipulated and the repayments/receipts of principal and interest are regular.



Annexure I referred to in Paragraph 18 of the Independent Auditor's Report of even date to the members of GMR Airports Limited on the standalone financial statements for the year ended 31 March 2022

- (d) There is no overdue amount in respect of loans or advances in the nature of loans granted to such companies, firms, LLPs or other parties.
- (e) The Company is a Non-Banking Finance Company and its principal business is to give loans. Accordingly, reporting under clause 3(iii)(e) of the Order is not applicable to the Company
- (f) The Company has not granted any loans or advances in the nature of loans, which are repayable on demand or without specifying any terms or period of repayment.
- (iv) In our opinion, and according to the information and explanations given to us, the Company has complied with the provisions of sections 185 and 186 of the Act in respect of loans, investments, guarantees and security, as applicable.
- (v) The provisions of the sections 73 to 76 and any other relevant provisions of the Act and the Companies (Acceptance of Deposits) Rules, 2014 (as amended), are not applicable to the Company being an non-banking financial company registered with the Reserve Bank of India ('the RBI'), and also the Company has not accepted any deposits from public or there is no amount which has been considered as deemed deposit within the meaning of sections 73 to 76 of the Act. Accordingly, reporting under clause 3(v) of the Order is not applicable to the Company.
- (vi) The Central Government has not specified maintenance of cost records under sub-section (1) of section 148 of the Act, in respect of Company's products/business activity. Accordingly, reporting under clause 3(vi) of the Order is not applicable.
- (vii)(a) In our opinion, and according to the information and explanations given to us, the Company is regular in depositing undisputed statutory dues including goods and services tax, provident fund, employees' state insurance, income-tax, sales-tax, service tax, duty of customs, duty of excise, value added tax, cess and other material statutory dues, as applicable, with the appropriate authorities. Further, no undisputed amounts payable in respect thereof were outstanding at the year-end for a period of more than six months from the date they became payable.
- (b) According to the information and explanations given to us, there are no statutory dues referred in sub-clause (a) which have not been deposited with the appropriate authorities on account of any dispute except for the following:

Name of the statute	Nature of dues	Gross Amount (₹ in crores)	Amount paid under Protest (₹ in crores)	Period to which the amount relates	Forum where dispute is pending
Income Tax Act, 1961	Income Tax	23.40	9.46	AY 2016-17	Commissioner of Income Tax (Appeal)
Income Tax Act, 1961	Income Tax	25.23	20.52	AY 2017-18	Commissioner of Income Tax (Appeal)
Income Tax Act, 1961	Income Tax	22.92	2.83	AY 2018-19	Commissioner of Income Tax (Appeal)
The Finance Act, 1994	Service Tax	4.19	-	April 2014-July 2017	The Commissioner



Walker Chandio & Co LLP
Chartered Accountants
21st Floor, DLF Square,
Jacaranda Marg, DLF Phase II,
Gurugram 122002, India

K. S. Rao & Co.
Chartered Accountants
2nd Floor, 10/2 Khivraj
Mansion, Kasturba Road
Bengaluru – 560001, India

Annexure I referred to in Paragraph 18 of the Independent Auditor's Report of even date to the members of GMR Airports Limited on the standalone financial statements for the year ended 31 March 2022

- (viii) According to the information and explanations given to us, no transactions were surrendered or disclosed as income during the year in the tax assessments under the Income Tax Act, 1961 (43 of 1961) which have not been recorded in the books of accounts.
- (ix) (a) According to the information and explanations given to us, the Company has not defaulted in repayment of its loans or borrowings or in the payment of interest thereon to any lender.
- (b) According to the information and explanations given to us including representation received from the management of the Company, and on the basis of our audit procedures, we report that the Company has not been declared a willful defaulter by any bank or financial institution or other lender.
- (c) In our opinion and according to the information and explanations given to us, money raised by way of term loans were applied for the purposes for which these were obtained.
- (d) In our opinion and according to the information and explanations given to us, and on an overall examination of the financial statements of the Company, funds raised by the Company on short term basis have not been utilised for long term purposes.
- (e) According to the information and explanations given to us and on an overall examination of the financial statements of the Company, the Company has not taken any funds from any entity or person on account of or to meet the obligations of its subsidiaries, associates or joint ventures.
- (f) According to the information and explanations given to us, the Company has not raised any loans during the year on the pledge of securities held in its subsidiaries, joint ventures or associate companies.
- (x) (a) The Company has not raised any money by way of initial public offer or further public offer (including debt instruments), during the year. Accordingly, reporting under clause 3(x)(a) of the Order is not applicable to the Company.
- (b) According to the information and explanations given to us, the Company has not made any preferential allotment or private placement of shares or (fully, partially or optionally) convertible debentures during the year. Accordingly, reporting under clause 3(x)(b) of the Order is not applicable to the Company.
- (xi) (a) To the best of our knowledge and according to the information and explanations given to us, no fraud by the Company or on the Company has been noticed or reported during the period covered by our audit.
- (b) No report under section 143(12) of the Act has been filed with the Central Government for the period covered by our audit.
- (c) According to the information and explanations given to us including the representation made to us by the management of the Company, there are no whistle-blower complaints received by the Company during the year.
- (xii) The Company is not a Nidhi Company and the Nidhi Rules, 2014 are not applicable to it. Accordingly, reporting under clause 3(xii) of the Order is not applicable to the Company.
- (xiii) In our opinion and according to the information and explanations given to us, all transactions entered into by the Company with the related parties are in compliance with sections 177 and 188 of the Act, where applicable. Further, the details of such related party transactions have been disclosed in the standalone financial statements, as required under Indian Accounting Standard (Ind AS) 24, Related Party Disclosures specified in Companies (Indian Accounting Standards) Rules 2015 as prescribed under section 133 of the Act.



Walker Chandiook & Co LLP
Chartered Accountants
21st Floor, DLF Square,
Jacaranda Marg, DLF Phase II,
Gurugram 122002, India

K. S. Rao & Co.
Chartered Accountants
2nd Floor, 10/2 Khivraj
Mansion, Kasturba Road
Bengaluru – 560001, India

Annexure I referred to in Paragraph 18 of the Independent Auditor's Report of even date to the members of GMR Airports Limited on the standalone financial statements for the year ended 31 March 2022

- (xiv) (a) In our opinion and according to the information and explanations given to us, the Company has an internal audit system as required under section 138 of the Act which is commensurate with the size and nature of its business.
- (b) We have considered the reports issued by the Internal Auditors of the Company till date for the period under audit.
- (xv) According to the information and explanation given to us, the Company has not entered into any non-cash transactions with its directors or persons connected with them and accordingly, provisions of section 192 of the Act are not applicable to the Company.
- (xvi) (a) The Company is required to be registered under section 45-IA of the Reserve Bank of India Act, 1934 and such registration has been obtained by the Company.
- (b) According to the information and explanations given to us, the Company has conducted Non-Banking Financial activities during the year under a valid Certificate of Registration (CoR) from the RBI as per the Reserve Bank of India Act, 1934.
- (c) The Company is a Core Investment Company (CIC) as defined in the regulations made by the RBI. According to the information and explanations given to us, the Company is registered with RBI and it continues to fulfil the criteria of a CIC.
- (d) Based on the information and explanations given to us and as represented by the management of the Company, the Group (as defined in Core Investment Companies (Reserve Bank) Directions, 2016) has two CICs as part of the Group (including the Company).
- (xvii) The Company has incurred cash losses in the current and immediately preceding financial years amounting to Rs. 143.91 crore and Rs. 225.07 crore respectively. For the purpose of reporting under this clause, the amount of cash losses have been arrived at after considering the effects of the qualification as described in 'Basis for Qualified Opinion' sections of the audit reports on the standalone financial statements for the current year and immediately preceding financial year respectively.
- (xviii) There has been no resignation of the statutory auditors during the year. Accordingly, reporting under clause 3(xviii) of the Order is not applicable to the Company.
- (xix) According to the information and explanations given to us and on the basis of the financial ratios, ageing and expected dates of realisation of financial assets and payment of financial liabilities, other information accompanying the standalone financial statements, our knowledge of the plans of the Board of Directors and management and based on our examination of the evidence supporting the assumptions, nothing has come to our attention, which causes us to believe that any material uncertainty exists as on the date of the audit report that Company is not capable of meeting its liabilities existing at the date of balance sheet as and when they fall due within a period of one year from the balance sheet date. We, however, state that this is not an assurance as to the future viability of the company. We further state that our reporting is based on the facts up to the date of the audit report and we neither give any guarantee nor any assurance that all liabilities falling due within a period of one year from the balance sheet date, will get discharged by the company as and when they fall due.
- (xx) According to the information and explanations given to us, although the Company fulfilled the criteria as specified under section 135(1) of the Act read with the Companies (Corporate Social Responsibility Policy) Rules, 2014, however, in the absence of average net profits in the immediately three preceding years there is no requirement for the Company to spend any amount under sub-section (5) of section 135 of the said Act. Accordingly, reporting under clause 3(xx) of the Order is not applicable to the Company.



Walker Chandio & Co LLP
Chartered Accountants
21st Floor, DLF Square,
Jacaranda Marg, DLF Phase II,
Gurugram 122002, India

K. S. Rao & Co.
Chartered Accountants
2nd Floor, 10/2 Khivraj
Mansion, Kasturba Road
Bengaluru – 560001, India

Annexure I referred to in Paragraph 18 of the Independent Auditor's Report of even date to the members of GMR Airports Limited on the standalone financial statements for the year ended 31 March 2022

(xxi) The reporting under clause 3(xxii) of the order is not applicable in respect of audit of standalone financial statements of the Company. Accordingly, no comment has been included in respect of said clause under this report.

For Walker Chandio & Co LLP
Chartered Accountants
Firm Registration No.: 001076N/N500013

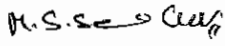
For K. S. Rao & Co.
Chartered Accountants
Firm Registration No.: 003109S


Neeraj Sharma
Partner
Membership No: 502013



UDIN: 22502103AJCCCB9420

Place: New Delhi
Date: 17 May 2022


Sudarshan Gupta
Partner
Membership No: 223060



UDIN: 22223060AJCFIM6393

Place: New Delhi
Date: 17 May 2022

Walker Chandiook & Co LLP
Chartered Accountants
21st Floor, DLF Square,
Jacaranda Marg, DLF Phase II,
Gurugram 122002, India

K. S. Rao & Co.
Chartered Accountants
2nd Floor, 10/2 Khivraj
Mansion, Kasturba Road
Bengaluru – 560001, India

Annexure II to the Independent Auditor's Report of even date to the members of GMR Airports Limited, on the standalone financial statements for the year ended 31 March 2022

Annexure II

Independent Auditor's Report on the internal financial controls with reference to financial statements under Clause (i) of Sub-section 3 of Section 143 of the Companies Act, 2013 ('the Act')

1. In conjunction with our audit of the standalone financial statements of GMR Airports Limited ('the Company') as at and for the year ended 31 March 2022, we have audited the internal financial controls with reference to financial statements of the Company as at that date.

Responsibilities of Management and Those Charged with Governance for Internal Financial Controls


2. The Company's Board of Directors is responsible for establishing and maintaining internal financial controls based on the internal financial controls with reference to financial statements criteria established by the Company considering the essential components of internal control stated in the Guidance Note on Audit of Internal Financial Controls over Financial Reporting issued by the Institute of Chartered Accountants of India (the 'ICAI'). These responsibilities include the design, implementation and maintenance of adequate internal financial controls that were operating effectively for ensuring the orderly and efficient conduct of the Company's business, including adherence to the Company's policies, the safeguarding of its assets, the prevention and detection of frauds and errors, the accuracy and completeness of the accounting records, and the timely preparation of reliable financial information, as required under the Act.

Auditor's Responsibility for the Audit of the Internal Financial Controls with Reference to Financial Statements

3. Our responsibility is to express an opinion on the Company's internal financial controls with reference to financial statements based on our audit. We conducted our audit in accordance with the Standards on Auditing issued by the Institute of Chartered Accountants of India ('ICAI') prescribed under Section 143(10) of the Act, to the extent applicable to an audit of internal financial controls with reference to financial statements, and the Guidance Note on Audit of Internal Financial Controls Over Financial Reporting ('the Guidance Note') issued by the ICAI. Those Standards and the Guidance Note require that we comply with ethical requirements and plan and perform the audit to obtain reasonable assurance about whether adequate internal financial controls with reference to financial statements were established and maintained and if such controls operated effectively in all material respects.
4. Our audit involves performing procedures to obtain audit evidence about the adequacy of the internal financial controls with reference to financial statements and their operating effectiveness. Our audit of internal financial controls with reference to financial statements includes obtaining an understanding of such internal financial controls, assessing the risk that a material weakness exists, and testing and evaluating the design and operating effectiveness of internal control based on the assessed risk. The procedures selected depend on the auditor's judgement, including the assessment of the risks of material misstatement of the financial statements, whether due to fraud or error.
5. We believe that the audit evidence we have obtained is sufficient and appropriate to provide a basis for our qualified audit opinion on the Company's internal financial controls with reference to financial statements.

Meaning of Internal Financial Controls with Reference to Financial Statements

6. A company's internal financial controls with reference to financial statements is a process designed to provide reasonable assurance regarding the reliability of financial reporting and the preparation of financial statements



Walker Chandio & Co LLP
Chartered Accountants
21st Floor, DLF Square,
Jacaranda Marg, DLF Phase II,
Gurugram 122002, India

K. S. Rao & Co.
Chartered Accountants
2nd Floor, 10/2 Khivraj
Mansion, Kasturba Road
Bengaluru – 560001, India

Annexure II to the Independent Auditor's Report of even date to the members of GMR Airports Limited, on the standalone financial statements for the year ended 31 March 2022

for external purposes in accordance with generally accepted accounting principles. A company's internal financial controls with reference to financial statements include those policies and procedures that (1) pertain to the maintenance of records that, in reasonable detail, accurately and fairly reflect the transactions and dispositions of the assets of the company; (2) provide reasonable assurance that transactions are recorded as necessary to permit preparation of financial statements in accordance with generally accepted accounting principles, and that receipts and expenditures of the company are being made only in accordance with authorisations of management and directors of the company; and (3) provide reasonable assurance regarding prevention or timely detection of unauthorised acquisition, use, or disposition of the company's assets that could have a material effect on the financial statements.

Inherent Limitations of Internal Financial Controls with Reference to Financial Statements

7. Because of the inherent limitations of internal financial controls with reference to financial statements, including the possibility of collusion or improper management override of controls, material misstatements due to error or fraud may occur and not be detected. Also, projections of any evaluation of the internal financial controls with reference to financial statements to future periods are subject to the risk that the internal financial controls with reference to financial statements may become inadequate because of changes in conditions, or that the degree of compliance with the policies or procedures may deteriorate.

Qualified opinion

8. According to the information and explanations given to us and based on our audit, the following material weakness has been observed in the operating effectiveness of the Company's internal financial controls with reference to financial statements as at 31 March 2022:

The Company's internal financial controls over fair value measurement of its liability relating to Bonus Compulsorily Convertible Preference Shares Series A, Series B, Series C and Series D (hereinafter together referred as "Bonus CCPS"), as fully explained in note 49 to the standalone financial statements, were not operating effectively, which has resulted in such Bonus CCPS not being measured at their fair value in accordance with the applicable accounting standards, and its consequential impact on the accompanying standalone financial statements.

9. A 'material weakness' is a deficiency, or a combination of deficiencies, in internal financial controls with reference to financial statements, such that there is a reasonable possibility that a material misstatement of the company's annual or interim financial statements will not be prevented or detected on a timely basis.
10. In our opinion, the Company have maintained, in all material respects, adequate internal financial controls with reference to financial statements as at 31 March 2022, based on the internal financial controls with reference to financial statements criteria established by the Company considering the essential components of internal control stated in the Guidance Note on Audit of Internal Financial Controls over Financial Reporting issued by the ICAI, and except for the effects of the material weakness described above on the achievement of the objectives of the control criteria, the Company's internal financial controls with reference to financial statements were operating effectively as at 31 March 2022.




Walker Chandiook & Co LLP
Chartered Accountants
21st Floor, DLF Square,
Jacaranda Marg, DLF Phase II,
Gurugram 122002, India

K. S. Rao & Co.
Chartered Accountants
2nd Floor, 10/2 Khivraj
Mansion, Kasturba Road
Bengaluru – 560001, India

Annexure II to the Independent Auditor's Report of even date to the members of GMR Airports Limited, on the standalone financial statements for the year ended 31 March 2022

11. We have considered the material weakness identified and reported above in determining the nature, timing, and extent of audit tests applied in our audit of the standalone financial statements of the Company as at and for the year ended 31 March 2022, and the material weakness has affected our opinion on the standalone financial statements of the Company and we have issued a modified opinion on the standalone financial statements.

For Walker Chandiook & Co LLP
Chartered Accountants
Firm Registration No.: 001076N/N500013



Neeraj Sharma
Partner
Membership No: 502013



UDIN: 22502103AJCCCB9420

Place: New Delhi
Date: 17 May 2022

For K. S. Rao & Co.
Chartered Accountants
Firm Registration No.: 003109S


Sudarshan Gupta
Partner
Membership No: 223060



UDIN: 22223060AJCFIM6393

Place: New Delhi
Date: 17 May 2022

GMR Airports Limited
CIN: U65999HR1992PLC101718
Standalone Balance Sheet as at 31 March 2022
(All amount in Rupees crores unless stated otherwise)


S. No.	Particulars	Notes	As at 31 March 2022 (Audited)	As at 31 March 2021 (Audited)
A	Assets			
1	Financial assets			
	Cash and cash equivalents	7	122.03	12.42
	Bank balance other than cash and cash equivalents	8	9.83	98.27
	Trade receivables	9	48.94	50.90
	Loans	10	543.16	436.00
	Investments	11	25,329.44	21,988.16
	Other financial assets	12	63.42	15.87
2	Non- financial assets			
	Current tax assets (net)		34.10	28.91
	Deferred tax assets (net)	15	107.17	105.96
	Property, plant and equipment	14a	1.42	1.71
	Right of use - assets	14b	0.91	1.97
	Capital work in progress	14e	0.61	-
	Other non- financial assets	13	54.29	31.99
	Total assets (1+2)		26,315.32	22,772.16
B	Liabilities and Equity			
	Liabilities			
1	Financial liabilities			
	Trade payables	16		
	(i) total outstanding dues of micro enterprises and small enterprises		3.76	2.78
	(ii) total outstanding dues of creditors other than micro enterprises and small enterprises		47.06	39.23
	Debt Securities	17	3,584.25	3,060.43
	Borrowings (other than Debt Securities)	17a	50.00	-
	Lease liabilities	19	1.06	2.08
	Other financial liabilities	18	448.76	444.79
2	Non financial liabilities			
	Provisions	20	23.32	20.00
	Deferred tax liabilities (net)	15a	4,247.55	3,599.21
	Other non-financial liabilities	21	44.04	12.07
	Total liabilities (1+2)		8,449.80	7,180.59
3	Equity			
	Equity share capital	22	1,406.67	1,406.67
	Other equity	23	16,458.85	14,184.90
	Total equity		17,865.52	15,591.57
	Total Liabilities and Equity (1+2+3)		26,315.32	22,772.16

Summary of significant accounting policies (refer note 4)

The accompanying notes are an integral part of these Standalone financial statements.

As per our report of even date

For Walker Chandniok & Co. LLP
Chartered Accountants
Firm registration number: 001076N/N500013

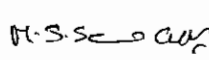

Neeraj Sharma
Partner

Membership No.: 502103

Place: New Delhi
Date: 17 May 2022

As per our report of even date

For K.S. Rao & Co.
Chartered Accountants
Firm Registration No. : 003109S


Sudarshana Gupta MS
Partner

Membership no: 223060


Place: New Delhi
Date: 17 May 2022

For and on behalf of the Board of Directors


GBS Raju
Vice Chairman

DIN:- 00061686


Place: Hyderabad
Date: 17 May 2022


Grandhi Kiran Kumar
Joint Managing Director &
Chief Executive Officer

DIN:- 00061669


Place: Dubai
Date: 17 May 2022




G.R.K. Babu
Chief Financial Officer
PAN:- ACAPG2146H

Place: New Delhi
Date: 17 May 2022




Sushil Kumar Dudeja
Company Secretary
PAN:- ARQPK4912J

Place: New Delhi
Date: 17 May 2022

GMR Airports Limited
CIN: U65999HR1992PLC101718
Standalone Statement of Profit and Loss for the year ended 31 March 2022
(All amount in Rupees crores unless stated otherwise)


Particulars	Notes	Year Ended 31 March 22 (Audited)	Year Ended 31 March 21 (Audited)
Revenue from operations			
Interest income	24	278.52	239.56
Dividend income	25	18.37	10.20
Revenue from contracts with customers	26	186.82	98.78
Net gain on fair value changes	27	4.88	12.24
Total revenue from operations		488.59	360.78
Other income	28	89.70	0.52
Total income		578.29	361.30
Expenses			
Finance costs	29	479.88	520.13
Sub-contracting expenses		103.80	-
Employee benefits expenses	30	19.36	16.88
Depreciation and amortization expense	31	1.52	1.54
Other expenses	32	55.64	125.59
Total expenses		660.20	664.14
Loss before tax		(81.91)	(302.84)
Tax expense:	33		
(1) Current tax		-	(1.68)
(2) Deferred tax credit		(1.28)	(43.42)
Loss for the year		(80.63)	(257.74)
Other comprehensive income / (loss)	34		
Items that will not be reclassified to profit or loss			
Re-measurement gain/(losses) on defined benefit plans		0.27	0.21
Income tax impact		(0.07)	(0.05)
(Loss) on equity instruments designated at FVOCI for the year (net)		3,002.72	(1,333.48)
Income tax impact		(648.34)	345.51
Other comprehensive income		2,354.58	(987.81)
Total comprehensive income		2,273.95	(1,245.55)
(Loss) per equity share	35		
Basic (Rs.)		(0.57)	(1.86)
Diluted (Rs.)		(0.57)	(1.86)
Nominal value per share (Rs.)		10.00	10.00

Summary of significant accounting policies (refer note 4)

The accompanying notes are an integral part of these Standalone financial statements.

As per our report of even date

For Walker Chandok & Co. LLP
Chartered Accountants
Firm registration number: 001076N/N500013


Neeraj Sharma
Partner

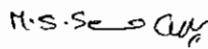
Membership No.: 502103

Place: New Delhi
Date: 17 May 2022



As per our report of even date

For K.S. Rao & Co.
Chartered Accountants
Firm Registration No.: 003109S



Sudarshana Gupta M S
Partner

Membership no: 223060

Place: New Delhi
Date: 17 May 2022




For and on behalf of the Board of Directors


GBS Raju
Vice Chairman


DIN:- 00061686

Place: Hyderabad
Date: 17 May 2022



Grandhi Kiran Kumar
Joint Managing Director &
Chief Executive Officer

DIN:- 00061669

Place: Dubai
Date: 17 May 2022


G.R.K. Banu
Chief Financial Officer
PAN:- ACAPG2146H

Place: New Delhi
Date: 17 May 2022


Sushil Kumar Dudeja
Company Secretary
PAN:- ARQPK4912J

Place: New Delhi
Date: 17 May 2022



GMR Airports Limited
CIN: U65999HR1992PLC101718
Standalone Cash Flow Statement for the Year ended 31 March 2022
(All amount in Rupees crores unless stated otherwise)

Particulars	Year Ended 31 March 22 (Audited)	Year Ended 31 March 21 (Audited)
Cash flow from operating activities		
Loss before tax	(81.91)	(302.84)
Adjustments for		
Depreciation and amortization	1.52	1.54
Gain on sale of current investment	(6.29)	(11.44)
Exchange differences (net)	(83.86)	73.32
Contingent provision against standard assets	1.51	0.48
Provision for doubtful debts and loans (net)	0.25	2.35
Provision written back	(5.75)	-
Deferred income on financial assets carried at amortised cost	(0.09)	(0.19)
Fair value gain/ (loss) on financial instruments carried at fair value through profit & loss	1.41	(0.80)
Interest income	(278.52)	(239.56)
Finance cost	479.88	520.13
Operating profit before working capital changes	28.15	42.99
Working capital changes:		
Changes in trade/other receivables	1.96	6.41
Changes in loans	-	(1.83)
Changes in other financial assets	(52.05)	19.26
Changes in other non financial assets	(22.30)	(28.33)
Changes in other non-financial liabilities	37.36	(30.61)
Changes in other financial liabilities	3.97	0.70
Changes in provisions	1.81	(1.15)
Changes in trade payables	8.81	20.36
Cash generated from operations	7.71	27.80
Direct taxes paid (net)	(5.19)	1.58
Net cash flow from operating activities (A)	2.52	29.38
Cash flow from investing activities		
Purchase of property, plant and equipment (net of sale & including capital work-in-progress)	(0.93)	0.73
Additional investments in equity shares of subsidiaries and joint ventures	(462.11)	(208.52)
Sale of equity shares in joint venture	251.16	-
Sale of current investments	1,500.34	2,402.47
Purchase of current investments	(1,336.67)	(2,427.51)
Investment in share application money	-	(4.50)
Loan given to related parties (Net of repayment received)	(73.48)	(11.00)
Interest received	23.80	58.02
Decrease/(Increase) in other Bank balance other than cash and cash equivalents	88.24	(90.51)
Net cash flow (used in) investing activities (B)	(9.65)	(280.82)
Cash flow from financing activities		
Proceeds from issue of Equity	-	1,000.00
Repayment of Non-convertible Debentures	-	(1,306.14)
Proceeds from Non-convertible bonds & other loan	350.00	1,330.00
Upfront fee on loan processing	(44.40)	(68.95)
Finance cost paid	(187.82)	(691.47)
Repayment of Lease liability principal	(0.88)	(0.87)
Repayment of Lease liability interest	(0.16)	(0.14)
Net cash flow from financing activities (C)	116.74	262.43
Net increase in cash and cash equivalents (A + B + C)	109.61	10.99
Cash and cash equivalents at the beginning of the period	12.42	1.43
Cash and cash equivalents at the end of the period	122.03	12.42
Components of cash and cash equivalents		
Cheques on hand	22.41	-
With banks		
- on current account	4.62	12.42
- on deposit account	95.00	-
Total cash and cash equivalents	122.03	12.42



Explanatory notes to statement of cashflows


1. The above cash flow statement has been compiled from and is based on the Standalone Balance sheet as at 31 March 2022 and the related Standalone Statement of Profit and Loss for the period ended on that date.

As per our report of even date

As per our report of even date

For Walker Chandiok & Co. LLP
Chartered Accountants

Firm registration number: 001076N/N500013


Neeraj Sharma
Partner


Membership No.: 503103

Place: New Delhi
Date: 17 May 2022



For K.S. Rao & Co.
Chartered Accountants

Firm Registration No. : 003109S


Sudarshana Gupta M S
Partner

Membership no: 223060


Place: New Delhi
Date: 17 May 2022



For and on behalf of the Board of Directors


Chartered Accountants

Firm Registration No. : 003109S


GBS Raju
Vice Chairman

DIN:- 00061686

Place: Hyderabad
Date: 17 May 2022



G.R.K. Babu
Chief Financial Officer
PAN:- ACAPG2146H

Place: New Delhi
Date: 17 May 2022



Grandhi Kiran Kumar
Joint Managing Director &
Chief Executive Officer
DIN:- 00061669

Place: Dubai
Date: 17 May 2022


Sushil Kumar Dudeja
Company Secretary
PAN:- ARQPK4912J

Place: New Delhi
Date: 17 May 2022



A. Equity Share Capital
 (1) As at 31 March 2022

Balance as at 1 April 2021	Changes in equity share capital during the year	Balance as at 31 March 2022
1,406.67	-	1,406.67

(2) As at 31 March 2021

Balance as at 1 April 2020	Changes in equity share capital during the year	Balance as at 31 March 2021
1,328.39	78.28	1,406.67

B. Other Equity

(1) As at 31 March 2022

Particulars	Reserve & Surplus				Equity instruments through Other Comprehensive Income	Total
	Capital Reserve	Security Premium	Other Reserves 'Special Reserve u/s 45-IC of Reserve Bank of India ('RBI') Act	Retained Earning		
Balance as at 1 April 2021	0.23	968.68	81.05	137.35	12,997.59	14,184.90
Loss for the year	-	-	-	(80.62)	-	(80.62)
Other comprehensive income / (losses) for the year	-	-	-	0.20	2,354.38	2,354.58
Total comprehensive income for the year	-	-	-	(80.42)	2,354.38	2,273.96
Transfer from fair valuation through other Comprehensive Income ("FVTOCI") reserve	-	-	-	15.88	(15.88)	-
Balance as at 31 March 2022	0.23	968.68	81.05	72.81	15,336.09	16,458.86

(2) As at 31 March 2021

Particulars	Reserve & Surplus				Equity instruments through Other Comprehensive Income	Total
	Capital Reserve	Security Premium	Other Reserves 'Special Reserve u/s 45-IC of Reserve Bank of India ('RBI') Act	Retained Earning		
Balance as at 1 April 2020	0.23	318.28	81.05	394.93	13,985.56	14,780.05
Loss for the year	-	-	-	(257.74)	-	(257.74)
Other comprehensive income / (losses) for the year	-	-	-	0.16	(987.97)	(987.81)
Total Comprehensive Income for the year	-	-	-	(257.58)	(987.97)	(1,245.55)
Issue of Equity shares	-	921.72	-	-	-	921.72
Bonus compulsorily convertible preference shares (Refer note 49)	-	(260.86)	-	-	-	(260.86)
Adjustment of fund raising expenses	-	(10.46)	-	-	-	(10.46)
Balance as at 31 March 2021	0.23	968.68	81.05	137.35	12,997.59	14,184.90

Summary of significant accounting policies (refer note 4)

The accompanying notes are an integral part of these Standalone financial statements.

As per our report of even date

For Walker Chandlok & Co. LLP
 Chartered Accountants
 Firm registration number: 001076/N500013

Neeraj Sharma
 Neeraj Sharma
 Partner

Membership No.: 502183

Place: New Delhi
 Date: 17 May 2022



As per our report of even date

For K.S. Rao & Co.
 Chartered Accountants
 Firm Registration No.: 0031095

Sudarshana Gupta M S
 Sudarshana Gupta M S
 Partner

Membership no: 223060

Place: New Delhi
 Date: 17 May 2022



For and on behalf of the Board of Directors

GBS Raju
 GBS Raju
 Vice Chairman

DIN:- 00061686

Place: Hyderabad
 Date: 17 May 2022

G.H.K. Babu
 G.H.K. Babu
 Chief Financial Officer
 PAN:- ACAPG2146H

Place: New Delhi
 Date: 17 May 2022

Kiran Kumar
 Grandhi Kiran Kumar
 Joint Managing Director &
 Chief Executive Officer
 DIN:- 00061669

Place: Dubai
 Dnt: 17 May 2022

Sushil Kumar Dudeja
 Sushil Kumar Dudeja
 Company Secretary
 PAN:- ARQPK4912J

Place: New Delhi
 Date: 17 May 2022



1. Corporate Information

GMR Airports Limited ('the Company') was incorporated on 6 February 1992, as an investing company. The Company holds majority of its investments in group companies with the objective to consolidate and expand its airport sector. In earlier years, the Company got registered as Non-Banking Financial Institution i.e. Systemically Important Core Investment Company (CIC-ND-SI), and has been granted certificate of registration by Reserve Bank of India (RBI) vide letter number DNBS (BG) No. 912 / 08.01.018 / 2013-14 dated 22 April 2014.

These financial statements were approved for issue in accordance with a resolution of the directors passed in board meeting held on 17 May 2022.

2. Basis of preparation

These Standalone Financial Statements comprises of the Balance Sheet as at 31 March 2022, the Standalone Statement of Profit and Loss (including other comprehensive income), Standalone Statement of Cash Flows, Standalone Statement of changes in Equity for the period then ended and a summary of Significant Accounting Policies and selected explanatory notes (collectively the "Standalone Financial Statements").

These financial statements for the year ended 31 March 2022 has been prepared in accordance with Indian Accounting Standards (Ind AS) notified under section 133 of the Act read with Rule 3 of the Companies (Indian Accounting Standards) Rules, 2015 (as amended from time to time) and presentation requirement of Division III of Schedule III of Companies Act, 2013 (Ind AS Compliant Schedule III) as applicable to standalone financial statements. The accounting policies followed in preparation of the Standalone Financial Statements are consistent with those followed in the most recent annual financial statements of the Company, i.e. for the year ended 31 March 2021.

The Standalone Financial Statements have been prepared under the historical cost convention on an accrual basis except for fair value through other comprehensive income (FVOCI) instruments, and financial assets and liabilities designated at fair value through profit or loss (FVTPL), all of which have been measured at fair value.

The financial statements are presented in Indian Rupees (INR) and all values are rounded to the nearest Crores, except when otherwise indicated.

3. Presentation of financial statements

The Company presents its balance sheet in order of liquidity.

Financial assets and financial liabilities are generally reported gross in the balance sheet. They are only offset and reported net when, in addition to having an unconditional legally enforceable right to offset the recognised amounts without being contingent on a future event, the parties also intend to settle on a net basis in all of the following circumstances:

- The normal course of business
- The event of default
- The event of insolvency or bankruptcy of the Company


4. Summary of significant accounting policies

4.1. Accounting policy

a. Financial Instruments: Initial Recognition

(i) Initial measurement of financial instruments

The classification of financial instruments at initial recognition depends on their contractual terms and the business model for managing the instruments, as described in Notes 4.1 (b)(i)(I) and 4.1 (b)(i)(II) Financial instruments are initially measured at their fair value (as defined in Note 4.1 (f)), except in the case of financial assets and financial liabilities recorded at FVTPL, transaction costs are added to, or subtracted from, this amount. Trade receivables are measured at the transaction price.



(ii) Measurement categories of financial assets and liabilities

The Company classifies all of its financial assets based on the business model for managing the assets and the asset's contractual terms, measured at either:

- Amortised cost, as explained in Note 4.1 (b)(i)
- FVOCI (Fair value through Other Comprehensive Income), as explained in Note 4.1 (b)(ii)
- FVTPL (Fair value through profit and loss) in Note 4.1 (b)(iv)

b. Financial assets and liabilities

(i) Bank balances, Loans, Trade receivables and financial investments at amortised cost

The Company measures Bank balances, Loans, Trade receivables and other financial investments at amortised cost if both of the following conditions are met:

- The financial asset is held within a business model with the objective to hold financial assets in order to collect contractual cash flows
- The contractual terms of the financial asset give rise on specified dates to cash flows that are solely payments of principal and interest (SPPI) on the principal amount outstanding.

The details of these conditions are outlined below.

I. Business model assessment

The Company determines its business model at the level that best reflects how it manages groups of financial assets to achieve its business objective.

The Company's business model is not assessed on an instrument-by-instrument basis, but at a higher level of aggregated portfolios and is based on observable factors such as

- How the performance of the business model and the financial assets held within that business model are evaluated and reported to the entity's key management personnel
- The risks that affect the performance of the business model (and the financial assets held within that business model) and, in particular, the way those risks are managed
- How managers of the business are compensated (for example, whether the compensation is based on the fair value of the assets managed or on the contractual cash flows collected)
- The expected frequency, value and timing of sales are also important aspects of the Company's assessment

If cash flows after initial recognition are realised in a way that is different from the Company's original expectations, the Company does not change the classification of the remaining financial assets held in that business model, but incorporates such information when assessing newly originated or newly purchased financial assets going forward.

II. The SPPI Test (Solely payments of principal and interest)

As a second step of its classification process the Company assesses the contractual terms of financial assets to identify whether they meet the SPPI test.

'Principal', for this test is defined as the fair value of the financial asset at initial recognition and may change over the life of the financial asset (for example, if there are repayments of principal or amortisation of the premium/discount).

The most significant elements of interest within a lending arrangement are typically the consideration for the time value of money and credit risk. To make the SPPI assessment, the Company applies judgement and considers relevant factors such as the currency in which the financial asset is denominated, and the period for which the interest rate is set.



In contrast, contractual terms that introduce a more than de minimis exposure to risks or volatility in the contractual cash flows that are unrelated to a basic lending arrangement do not give rise to contractual cash flows that are solely payments of principal and interest on the amount outstanding. In such cases, the financial asset is required to be measured at FVTPL.

(ii) Equity Instruments at FVTOCI

The Company subsequently measures all equity investments at fair value through profit or loss, unless the Company's management has elected to classify irrevocably some of its equity investments as equity instruments at FVOCI, when such instruments meet the definition of definition of Equity under Ind AS 32 *Financial Instruments: Presentation* and are not held for trading. Such classification is determined on an instrument-by-instrument basis.

Gains and losses on these equity instruments are never recycled to profit or loss. Dividends are recognised in profit or loss as dividend income when the right of the payment has been established, except when the Company benefits from such proceeds as a recovery of part of the cost of the instrument, in which case, such gains are recorded in OCI. Equity instruments at FVOCI are not subject to an impairment assessment.

(iii) Debt securities and other borrowed funds


After initial measurement, debt issued, and other borrowed funds are subsequently measured at amortised cost. Amortised cost is calculated by considering any discount or premium on issue funds, and costs that are an integral part of the EIR. A compound financial instrument which contains both a liability and an equity component is separated at the issue date.

The Company had issued financial instruments with equity conversion rights and call options in the previous years. When establishing the accounting treatment for these non-derivative instruments, the Company first establishes whether the instrument is a compound instrument and classifies such instrument's components separately as financial liabilities or equity instruments in accordance with Ind AS 32. When allocating the initial carrying amount of a compound financial instrument to the equity and liability components, the equity component is assigned as the residual amount after deducting from the entire fair value of the instrument, the amount separately determined for the liability component.

(iv) Financial assets and financial liabilities at fair value through profit and loss

Financial assets and financial liabilities in this category are those that are not held for trading and have been either designated by management upon initial recognition or are mandatorily required to be measured at fair value under Ind AS 109. Management only designates an instrument at FVTPL upon initial recognition when one of the criteria as mentioned above are met. Such designation is determined on an instrument-by-instrument basis.

Financial assets and financial liabilities at FVTPL are recorded in the balance sheet at fair value. Changes in fair value are recorded in profit and loss with the exception of movements in fair value of liabilities designated at FVTPL due to changes in the Company's own credit risk. Such changes in fair value are recorded in the own credit reserve through OCI and do not get recycled to the profit or loss. Interest earned or incurred on instruments designated at FVTPL is accrued in interest income or finance cost, respectively, using the EIR, taking into account any discount/ premium and qualifying transaction costs being an integral part of instrument. Interest earned on assets mandatorily required to be measured at FVTPL is recorded using contractual interest rate as explained in Note 4.1 (i).



(v) Financial guarantees

Financial guarantees are initially recognised in the financial statements (within Provisions) at fair value, being the premium/deemed premium received. After initial recognition, the Company's liability under each guarantee is measured at the higher of the amount initially recognised less cumulative amortisation recognised in the statement of profit and loss.

The premium/deemed premium is recognised in the statement of profit and loss on a straight-line basis over the life of the guarantee.

c. Reclassification of financial assets and liabilities

The Company does not reclassify its financial assets subsequent to their initial recognition, apart from the exceptional circumstances in which the Company acquires, disposes of, or terminates a business line. Financial liabilities are never reclassified. The Company did not reclassify any of its financial assets or liabilities in year ended 31 March 2022 and in 31 March 2021.

d. De-recognition of financial assets and liabilities

(i) Financial Assets

A financial asset (or, where applicable, a part of a financial asset or part of a group of similar financial assets) is derecognised when the rights to receive cash flows from the financial asset have expired. The Company also derecognises the financial asset if it has both transferred the financial asset and the transfer qualifies for de-recognition.

The Company is said to have transferred the financial asset if, and only if the Company has transferred its contractual rights to receive cash flows from the financial asset.

A transfer only qualifies for de-recognition if either:

- The Company has transferred substantially all the risks and rewards of the asset; or
- The Company has neither transferred nor retained substantially all the risks and rewards of the asset, but has transferred control of the asset

The Company considers control to be transferred if and only if, the transferee has the practical ability to sell the asset in its entirety to an unrelated third party and is able to exercise that ability unilaterally and without imposing additional restrictions on the transfer.

(ii) Financial Liabilities

A financial liability is derecognised when the obligation under the liability is discharged, cancelled or expires. Where an existing financial liability is replaced by another from the same lender on substantially different terms, or the terms of an existing liability are substantially modified, such an exchange or modification is treated as a de-recognition of the original liability and the recognition of a new liability. The difference between the carrying value of the original financial liability and the consideration paid is recognised in profit or loss.

e. Impairment of financial assets

(i) Overview of expected credit loss ("ECL") principles

In accordance with Ind AS 109, the company applies expected credit loss (ECL) model for measurement and recognition of impairment loss on the following financial assets and credit risk exposure:



Financial assets are measured at amortised cost e.g. deposits, trade receivables and bank balance
The company follows 'simplified approach' for recognition of impairment loss allowance on-Trade receivables or contract revenue receivables; and

The application of simplified approach does not require the Company to track changes in credit risk. Rather, it recognises impairment loss allowance based on lifetime ECLs at each reporting date, right from its initial recognition.

For recognition of impairment loss on other financial assets and risk exposure, the company determines that whether there has been a significant increase in the credit risk since initial recognition. If credit risk has not increased significantly, 12-month ECL is used to provide for impairment loss. However, if credit risk has increased significantly, lifetime ECL is used. If, in a subsequent period, credit quality of the instrument improves such that there is no longer a significant increase in credit risk since initial recognition, then the entity reverts to recognising impairment loss allowance based on 12-month ECL.

Lifetime ECL are the expected credit losses resulting from all possible default events over the expected life of a financial instrument. The 12-month ECL is a portion of the lifetime ECL which results from default events that are possible within 12 months after the reporting date.

ECL is the difference between all contractual cash flows that are due to the company in accordance with the contract and all the cash flows that the entity expects to receive (i.e., all cash shortfalls), discounted at the original EIR. When estimating the cash flows, an entity is required to consider:

- i) All contractual terms of the financial instrument (including prepayment, extension, call and similar options) over the expected life of the financial instrument. However, in rare cases when the expected life of the financial instrument cannot be estimated reliably, then the entity is required to use the remaining contractual term of the financial instrument
- ii) Cash flows from the sale of collateral held or other credit enhancements that are integral to the contractual terms.

As a practical expedient, the Company uses a provision matrix to determine impairment loss allowance on portfolio of its trade receivables. The provision matrix is based on its historically observed default rates over the expected life of the trade receivables and is adjusted for forward-looking estimates. At every reporting date, the historical observed default rates are updated and changes in the forward-looking estimates are analysed.

For assessing increase in credit risk and impairment loss, the company combines financial instruments on the basis of shared credit risk characteristics with the objective of facilitating an analysis that is designed to enable significant increases in credit risk to be identified on a timely basis.

f. Determination of fair value

The Company measures financial instruments, at fair value at each balance sheet date.


Fair value is the price that would be received to sell an asset or paid to transfer a liability in an orderly transaction between market participants at the measurement date. The fair value measurement is based on the presumption that the transaction to sell the asset or transfer the liability takes place either:

- In the principal market for the asset or liability, or
- In the absence of a principal market, in the most advantageous market for the asset or liability

The principal or the most advantageous market must be accessible by the Company.

The fair value of an asset or a liability is measured using the assumptions that market participants would use when pricing the asset or liability, assuming that market participants act in their economic best interest.

A fair value measurement of a non-financial asset takes into account a market participant's ability to generate economic benefits by using the asset in its highest and best use or by selling it to another market participant that would use the asset in its highest and best use.



The Company uses valuation techniques that are appropriate in the circumstances and for which sufficient data are available to measure fair value, maximising the use of relevant observable inputs and minimising the use of unobservable inputs.

In order to show how fair values have been derived, financial instruments are classified based on a hierarchy of valuation techniques, as summarised below:

Level 1 financial instruments – Those where the inputs used in the valuation are unadjusted quoted prices from active markets for identical assets or liabilities that the Company has access to at the measurement date. The Company considers markets as active only if there are sufficient trading activities with regards to the volume and liquidity of the identical assets or liabilities and when there are binding and exercisable price quotes available on the balance sheet date.

Level 2 financial instruments – Those where the inputs that are used for valuation and are significant, are derived from directly or indirectly observable market data available over the entire period of the instrument's life. Such inputs include quoted prices for similar assets or liabilities in active markets, quoted prices for identical instruments in inactive markets and observable inputs other than quoted prices such as interest rates and yield curves, implied volatilities, and credit spreads. In addition, adjustments may be required for the condition or location of the asset or the extent to which it relates to items that are comparable to the valued instrument. However, if such adjustments are based on unobservable inputs which are significant to the entire measurement, the Company will classify the instruments as Level 3.

Level 3 financial instruments – Those that include one or more unobservable input that is significant to the measurement as whole.

For assets and liabilities that are recognised in the financial statements on a recurring basis, the Company determines whether transfers have occurred between levels in the hierarchy by re-assessing categorisation (based on the lowest level input that is significant to the fair value measurement as a whole) at the end of each reporting period.

The Company periodically reviews its valuation techniques including the adopted methodologies and model calibrations. However, the base models may not fully capture all factors relevant to the valuation of the Company's financial instruments such as credit risk (CVA), own credit (DVA) and/or funding costs (FVA). Therefore, the Company applies various techniques to estimate the credit risk associated with its financial instruments measured at fair value, which include a portfolio-based approach that estimates the expected net exposure per counterparty over the full lifetime of the individual assets, in order to reflect the credit risk of the individual counterparties for non-collateralised financial instruments. The Company estimates the value of its own credit from market observable data, such as secondary prices for its traded debt and the credit spread on credit default swaps and traded debts on itself. Details of this are further explained in Note 42.

The Company evaluates the levelling at each reporting period on an instrument-by-instrument basis and reclassifies instruments when necessary based on the facts at the end of the reporting period.



g. Foreign currency translation

(i) Functional and presentational currency

The financial statements are presented in INR which is also functional currency of the company.

(ii) Transactions and balances

Transactions in foreign currencies are initially recorded in the functional currency at the spot rate of ex-change ruling at the date of the transaction. However, for practical reasons, the Company uses an average rate if the average approximates the actual rate at the date of the transaction.



Monetary assets and liabilities denominated in foreign currencies are retranslated into the functional currency at the spot rate of exchange at the reporting date. All differences arising on non-trading activities are taken to other income/expense in the statement of profit and loss.

h. Recognition of income and expenses

Revenue (other than for those items to which Ind AS 109 Financial Instruments are applicable) is recognised when control of the goods or services are transferred to the customer at an amount that reflects to which the company expects to be entitled in exchange for those goods or services.

Revenue from contracts with customers outlines a single comprehensive model of accounting for revenue arising from contracts with customers. The Company recognises revenue from contracts with customers based on a five step model as set out in Ind 115:

Step 1: Identify contract(s) with a customer: A contract is defined as an agreement between two or more parties that creates enforceable rights and obligations and sets out the criteria for every contract that must be met.

Step 2: Identify performance obligations in the contract: A performance obligation is a promise in a contract with a customer to transfer a good or service to the customer.

Step 3: Determine the transaction price: The transaction price is the amount of consideration to which the Company expects to be entitled in exchange for transferring promised goods or services to a customer, excluding amounts collected on behalf of third parties.

Step 4: Allocate the transaction price to the performance obligations in the contract: For a contract that has more than one performance obligation, the Company allocates the transaction price to each performance obligation in an amount that depicts the amount of consideration to which the Company expects to be entitled in exchange for satisfying each performance obligation.

Step 5: Recognise revenue when (or as) the Company satisfies a performance obligation

Income from consultancy services

Income from consultancy services and business support services are recognised on a pro-rata basis over the period of the contract as and when services are rendered.

Income from aviation academy

Income from aviation academy is recognised on a pro-rata basis over the period as and when services are rendered.

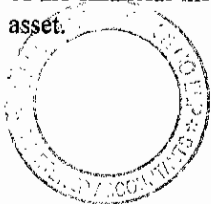
Interest Income

The Company calculates interest income by applying the EIR to the gross carrying amount of financial assets other than credit-impaired assets.

Interest income on all trading assets and financial assets mandatorily required to be measured at FVTPL recognised using the contractual interest rate in net gain on fair value changes.

The effective interest rate method

Under Ind AS 109 interest income is recorded using the effective interest rate (EIR) method for all financial instruments measured at amortised cost, debt instrument measured at FVOCI and debt instruments designated at FVTPL. The EIR is the rate that exactly discounts estimated future cash receipts through the expected life of the financial instrument or, when appropriate, a shorter period, to the net carrying amount of the financial asset.



The EIR (and therefore, the amortised cost of the asset) is calculated by taking into account any discount or premium on acquisition, fees and costs that are an integral part of the EIR. The Company recognises interest income using a rate of return that represents the best estimate of a constant rate of return over the expected life of the loan. Hence, it recognises the effect of potentially different interest rates charged at various stages, and other characteristics of the product life cycle (including prepayments, penalty interest and charges).

If expectations regarding the cash flows on the financial asset are revised for reasons other than credit risk, The adjustment is booked as a positive or negative adjustment to the carrying amount of the asset in the balance sheet with an increase or reduction in interest income. The adjustment is subsequently amortised through Interest income in the statement of profit and loss.

Dividend Income

Dividend income (including from FVOCI investments) is recognised when the Company's right to receive the payment is established, it is probable that the economic benefits associated with the dividend will flow to the entity and the amount of the dividend can be measured reliably. This is generally when the shareholders approve the dividend.

Contract Assets

A contract asset is the right to consideration in exchange for services transferred to the customer (which consist of unbilled revenue). If the Company performs by transferring services to a customer before the customer pays consideration or before payment is due, a contract asset is recognised for the earned consideration that is conditional.

Trade receivables

A receivable represents the Company's right to an amount of consideration that is unconditional (i.e., only the passage of time is required before payment of the consideration is due). Refer to accounting policies of financial assets in Financial instruments – initial recognition and subsequent measurement.

Contract liabilities

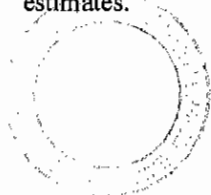
A contract liability is the obligation to transfer services to a customer for which the Company has received consideration (or an amount of consideration is due) from the customer. If a customer pays consideration *before the Company transfers services to the customer, a contract liability is recognised when the payment is made or the payment is due (whichever is earlier)*. Contract liabilities are recognised as revenue when the Company performs under the contract.

i. Cash and cash equivalents

Cash and cash equivalent in the balance sheet comprise cash at banks and on hand and short-term deposits with an original maturity of three months or less, which are subject to an insignificant risk of changes in value. For the purpose of the statement of cash flows, cash and cash equivalents consist of cash and short-term deposits, as defined above, net of outstanding bank overdrafts as they are considered an integral part of the Company's cash management.

j. Property, Plant and Equipment

Property plant and equipment is stated at cost excluding the costs of day-to-day servicing, less accumulated depreciation and accumulated impairment in value. Changes in the expected useful life are accounted for by changing the amortisation period or methodology, as appropriate, and treated as changes in accounting estimates.



Depreciation is calculated using the straight-line method to write down the cost of property and equipment to their residual values over their estimated useful lives. Land is not depreciated. The estimated useful lives are, as follows:

Asset category	Schedule II Life of Assets (in years)
Office Equipments	5
Computer	3
Furniture & Fixtures	10
Plant & Machinery	15
Vehicles	8-10

The Company, based on technical assessment made by technical expert and management estimate, depreciates certain items of building over estimated useful lives which are different from the useful life prescribed in Schedule II to the Companies Act, 2013. The management believes that these estimated useful lives are realistic and reflect fair approximation of the period over which the assets are likely to be used.

The residual values, useful lives and methods of depreciation of property, plant and equipment are reviewed at each financial year end and adjusted prospectively, if appropriate.

Property plant and equipment is derecognised on disposal or when no future economic benefits are expected from its use. Any gain or loss arising on de-recognition of the asset (calculated as the difference between the net disposal proceeds and the carrying amount of the asset) is recognised in other income /expense in the statement of profit and loss in the year the asset is derecognised. The date of disposal of an item of property, plant and equipment is the date the recipient obtains control of that item in accordance with the requirements for determining when a performance obligation is satisfied in Ind AS 115.

k. Impairment of non-financial assets

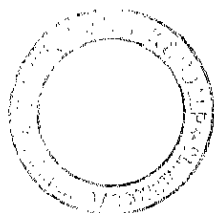
The Company assesses, at each reporting date, whether there is an indication that an asset may be impaired. If any indication exists, or when annual impairment testing for an asset is required, the Company estimates the asset's recoverable amount. An asset's recoverable amount is the higher of an asset's or cash-generating unit's (CGU) fair value less costs of disposal and its value in use. Recoverable amount is determined for an individual asset, unless the asset does not generate cash inflows that are largely independent of those from other assets or groups of assets. When the carrying amount of an asset or CGU exceeds its recoverable amount, the asset is considered impaired and is written down to its recoverable amount.

l. Retirement and other employment benefits

Defined Benefit Plan:

All employee benefits payable/available within twelve months of rendering the service are classified as short-term employee benefits. Benefits such as salaries, wages and bonus etc., are recognised in the statement of profit and loss in the period in which the employee renders the related service.

The Company recognises contribution payable as expenditure, when an employee renders the related service. If contribution payable to the scheme for service received before reporting date exceeds the contribution already paid, the deficit payable to the scheme is recognised as a liability after deducting the contribution already paid. If the contribution already paid exceeds the contribution due for services received before the balance sheet date, the excess is recognised as an asset to the extent that the prepayment will lead to a reduction in the future payment or a cash refund.



- i) Retirement benefit in the form of provident fund is a defined benefit scheme. The Company contributes a portion of contribution to Delhi International Airport Limited ('DIAL') Employees Provident Fund Trust (the 'Trust'). The Company has an obligation to make good the shortfall, if any, between the return from the investments of the Trust and the notified interest rate. As such, the amount to the extent of loss in the Trust, if any, is accounted by the Company as provident fund cost.
- ii) Retirement benefits in the form of Superannuation Fund is a defined contribution scheme and the contributions are charged to the Statement of Profit and Loss of the period when the contributions to the respective funds are due. There are no other obligations other than the contribution payable to the respective trusts.

Gratuity liability is defined benefit obligation which is funded through policy taken from Life Insurance Corporation of India ('LIC'). The cost of providing benefits under the defined benefit plan is determined using the projected unit credit method with actuarial valuations being carried out at each balance sheet date. Every employee who has completed five years or more of service gets a gratuity on departure at 15 days salary (based on last drawn basic salary) for each completed year of service.

Re-measurements, comprising of actuarial gains and losses, the effect of the asset ceiling, excluding amounts included in net interest on the net defined benefit liability and the return on plan assets (excluding amounts included in net interest on the net defined benefit liability), are recognised immediately in the balance sheet with a corresponding debit or credit to retained earnings through OCI in the period in which they occur. Re-measurements are not reclassified to profit or loss in subsequent periods. Past service costs are recognised in profit or loss on the earlier of:

- i) The date of the plan amendment or curtailment, and
- ii) The date that the Company recognises related restructuring costs

Net interest is calculated by applying the discount rate to the net defined benefit liability or asset. The Company recognises the following changes in the net defined benefit obligation as an expense in the statement of profit and loss:


- i) Service costs comprising current service costs, past-service costs, gains and losses on curtailments and non-routine settlements; and
- ii) Net interest expense or income

Compensated absences including sick leaves which are not expected to occur within twelve months after the end of the period in which the employee renders the related services are recognised as a liability at the present value of the defined benefit obligation at the balance sheet date. Such long-term compensated absences are provided for based on the actuarial valuation using the projected unit credit method at the year-end. Actuarial gains/losses are immediately taken to the statement of profit and loss and are not deferred. The Company presents the leave as a current liability in the balance sheet; to the extent it does not have an unconditional right to defer its settlement for 12 months after the reporting date. Where Company has the unconditional legal and contractual right to defer the settlement for a period beyond 12 months, the same is presented as non-current liability

m. Provisions, Contingent Liabilities and Commitments:

Provisions

Provisions are recognised when the Company has a present obligation (legal or constructive) as a result of past events, and it is probable that an outflow of resources embodying economic benefits will be required to settle the obligation, and a reliable estimate can be made of the amount of the obligation. When the effect of the time value of money is material, the Company determines the level of provision by discounting the expected cash flows at a pre-tax rate reflecting the current rates specific to the liability. The expense relating to any provision is presented in the statement of profit and loss net of any reimbursement.



Contingent liabilities

Contingent liability is disclosed in the case of:

- i) A present obligation arising from past events, when it is not probable that an outflow of resources will not be required to settle the obligation
- ii) A present obligation arising from past events, when no reliable estimate is possible
- iii) A possible obligation arising from past events, unless the probability of outflow of resources is remote.

Commitments

Commitments include the amount of purchase order (net of advances) issued to parties for completion of assets. Provisions, contingent liabilities, and commitments are reviewed at each reporting date.

n. Taxes

Tax expense comprises current and deferred tax.

Current income tax

Current income tax is measured at the amount expected to be paid to the tax authorities in accordance with the Income Tax Act, 1961

Current income tax assets and liabilities are measured at the amount expected to be recovered from or paid to the taxation authorities. The tax rates and tax laws used to compute the amount are those that are enacted or substantively enacted, at the reporting date.

Current income tax relating to items recognised outside profit or loss is recognised outside profit or loss (in other comprehensive income). Current tax items are recognised in correlation to the underlying transaction either in OCI or directly in equity. Management periodically evaluates positions taken in the tax returns with respect to situations in which applicable tax regulations are subject to interpretation and establishes provisions where appropriate.

Deferred tax


Deferred tax is provided using the liability method on temporary differences between the tax bases of assets and liabilities and their carrying amounts for financial reporting purposes at the reporting date.

Deferred tax liabilities are recognised for all taxable temporary differences, except:

- i) When the deferred tax liability arises from the initial recognition of goodwill or an asset or liability in a transaction that is not a business combination and, at the time of the transaction, affects neither the accounting profit nor taxable profit or loss.
- ii) In respect of taxable temporary differences associated with investments in subsidiaries, when the timing of the reversal of the temporary differences can be controlled and it is probable that the temporary differences will not reverse in the foreseeable future.

Deferred tax assets are recognised for all deductible temporary differences, the carry forward of unused tax credits and any unused tax losses. Deferred tax assets are recognised to the extent that it is probable that taxable profit will be available against which the deductible temporary differences, and the carry forward of unused tax credits and unused tax losses can be utilised, except:

- i) When the deferred tax asset relating to the deductible temporary difference arises from the initial recognition of an asset or liability in a transaction that is not a business combination and, at the time of the transaction, affects neither the accounting profit nor taxable profit or loss.
- ii) In respect of deductible temporary differences associated with investments in subsidiaries, deferred tax assets are recognised only to the extent that it is probable that the temporary differences will reverse in the foreseeable future and taxable profit will be available against which the temporary differences can be utilised.



The carrying amount of deferred tax assets is reviewed at each reporting date and reduced to the extent that it is no longer probable that sufficient taxable profit will be available to allow all or part of the deferred tax asset to be utilised. Unrecognised deferred tax assets are re-assessed at each reporting date and are recognised to the extent that it has become probable that future taxable profits will allow the deferred tax asset to be recovered.

Deferred tax assets and liabilities are measured at the tax rates that are expected to apply in the year when the asset is realised or the liability is settled, based on tax rates that have been enacted or substantively enacted at the reporting date.

Deferred tax relating to items recognised outside profit or loss is recognised outside profit or loss (in other comprehensive income). Deferred tax items are recognised in correlation to the underlying transaction either in OCI.

Deferred tax assets and deferred tax liabilities are offset if a legally enforceable right exists to set off current tax assets against current tax liabilities and the deferred taxes relate to the same taxable entity and the same taxation authority.

Taxes, cess, duties such as sales tax/ value added tax/ service tax/ GST etc. paid on acquisition of assets or on incurring expenses

Expenses and assets are recognised net of the amount of sales/ value added taxes paid, except:

- i) When the tax incurred on a purchase of assets or services is not recoverable from the taxation authority, in which case, the tax paid is recognised as part of the cost of acquisition of the asset or as part of the expense item, as applicable
- ii) When receivables and payables are stated with the amount of tax included

The net amount of tax recoverable from, or payable to, the taxation authority is included as part of receivables or payables in the balance sheet.

o. Segment Reporting

The Company has only one reportable business segment, which is Investment activities. Accordingly, the amounts appearing in the financial statements relate to the Company's single business segment.

p. Earnings per share

Basic earnings per share is calculated by dividing the net profit or loss for the period attributable to equity shareholders (after deducting preference dividend and attributable taxes) by the weighted average number of equity shares outstanding during the year.

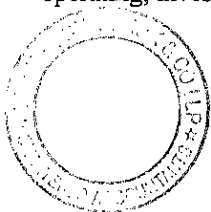
For the purpose of calculating diluted earnings per share, the net profit or loss for the period attributable to equity shareholders and the weighted average number of shares outstanding during the period are adjusted for the effects of all dilutive potential equity shares.

q. Corporate Social Responsibility ('CSR') expenditure

The Company has opted to charge its CSR expenditure during the year to the statement of profit and loss.

r. Cash Flow Statement

Cash flows are reported using the indirect method, whereby profit for the period is adjusted for the effects of transactions of a non-cash nature, any deferrals or accruals of past or future operating cash receipts or payments and item of income or expenses associated with investing or financing cash flows. The cash flows from operating, investing and financing activities of the Company are segregated.



s. Lease

The Company assesses at contract inception whether a contract is, or contains, a lease. That is, if the contract conveys the right to control the use of an identified asset for a period of time in exchange for consideration.

Company as a lessee

The Company applies a single recognition and measurement approach for all leases, except for short-term leases and leases of low-value assets. The Company recognises lease liabilities to make lease payments and right-of-use assets representing the right to use the underlying assets.

i) Right-of-use assets

The Company recognises right-of-use assets at the commencement date of the lease (i.e., the date the underlying asset is available for use). Right-of-use assets are measured at cost, less any accumulated depreciation and impairment losses, and adjusted for any re-measurement of lease liabilities. The cost of right-of-use assets includes the amount of lease liabilities recognised, initial direct costs incurred, and lease payments made at or before the commencement date less any lease incentives received. Right-of-use assets are depreciated on a straight-line basis over the shorter of the lease term and the estimated useful lives of the assets.

If ownership of the leased asset transfers to the Company at the end of the lease term or the cost reflects the exercise of a purchase option, depreciation is calculated using the estimated useful life of the asset. The right-of-use assets are also subject to impairment.

ii) Lease liabilities

At the commencement date of the lease, the Company recognises lease liabilities measured at the present value of lease payments to be made over the lease term. The lease payments include fixed payments (including in substance fixed payments) less any lease incentives receivable, variable lease payments that depend on an index or a rate, and amounts expected to be paid under residual value guarantees. The lease payments also include the exercise price of a purchase option reasonably certain to be exercised by the Company and payments of penalties for terminating the lease, if the lease term reflects the Company exercising the option to terminate. Variable lease payments that do not depend on an index or a rate are recognised as expenses (unless they are incurred to produce inventories) in the period in which the event or condition that triggers the payment occurs.

iii) Short-term leases and leases of low-value assets



The Company applies the short-term lease recognition exemption to its short-term leases of machinery and equipment (i.e., those leases that have a lease term of 12 months or less from the commencement date and do not contain a purchase option). It also applies the lease of low-value assets recognition exemption to leases of office equipment that are considered to be low value. Lease payments on short-term leases and leases of low value assets are recognised as expense on a straight-line basis over the lease term.

5. Significant accounting judgements

The preparation of the Company's financial statements requires management to make judgements, estimates and assumptions that affect the reported amounts of revenues, expenses, assets and liabilities, and the accompanying disclosures, and the disclosure of contingent liabilities. Uncertainty about these assumptions and estimates could result in outcomes that require a material adjustment to the carrying amount of assets or liabilities affected in future periods.

Judgements

In the process of applying the company's accounting policies, management has made the following judgements, which have the most significant effect on the amounts recognised in the financial statements.



5.1. Business model assessment

Classification and measurement of financial assets depends on the results of the business model and the SPPI test (refer note 4.1 (b)(i)(I) and 4.1 (b)(i)(II)). The Company determines the business model at a level that reflects how group of financial assets are managed together to achieve a particular business objective. This assessment includes judgement reflecting all relevant evidence including how the performance of the assets is evaluated and their performance measured, the risks that affect the performance of the assets and how these are managed and how the managers of the assets are compensated. The Company monitors financial assets measured at amortised cost or fair value through other comprehensive income that are derecognised prior to their maturity to understand the reason for their disposal and whether the reasons are consistent with the objective of the business for which the asset was held. Monitoring is part of the Company's continuous assessment of whether the business model for which the remaining financial assets are held continues to be appropriate and if it is not appropriate whether there has been a change in business model and so a prospective change to the classification of those assets.

5.2. Fair value of financial instruments

The fair value of financial instruments is the price that would be received to sell an asset or paid to transfer a liability in an orderly transaction in the principal (or most advantageous) market at the measurement date under current market conditions (i.e., an exit price) regardless of whether that price is directly observable or estimated using another valuation technique. When the fair values of financial assets and financial liabilities recorded in the balance sheet cannot be derived from active markets, they are determined using a variety of valuation techniques that include the use of valuation models. The inputs to these models are taken from observable markets where possible, but where this is not feasible, estimation is required in establishing fair values. Judgements and estimates include considerations of liquidity and model inputs related to items such as credit risk (both own and counterparty), funding value adjustments, correlation and volatility. For further details about determination of fair value please see Note 4.1 (f) and Note 42.

5.3. Discounting rate

The Company has considered incremental borrowing rate of Airport sector for measuring deposits, being financial assets and liabilities, at amortised cost till 31 March 2020. From period starting from 1 April 2020; management has considered revised incremental borrowing rate of airport sector for all the deposits *given/received post 31 March 2020; and the impact has been duly accounted in standalone financial statements.*

5.4. Effective Interest Rate Method (EIR)


The Company's EIR methodology, as explained in Note 4.1 (h), recognises interest income / expense using a rate of return that represents the best estimate of a constant rate of return over the expected behavioural life of loans given / taken and recognises the effect of potentially different interest rates at various stages and other characteristics of the product life cycle (including prepayments and penalty interest and charges).

This estimation, by nature, requires an element of judgement regarding the expected behaviour and life-cycle of the instruments, as well expected changes to India's base rate and other fee income/expense that are integral parts of the instrument.

5.5. Impairment of financial assets

The measurement of impairment losses across all categories of financial assets requires judgement, in particular, the estimation of the amount and timing of future cash flows and collateral values when determining impairment losses and the assessment of a significant increase in credit risk. These estimates are driven by a number of factors, changes in which can result in different levels of allowances.

It has been the Company's policy to regularly review its models in the context of actual loss experience and adjust when necessary.



5.6. Impairment of non-financial assets

Impairment exists when the carrying value of an asset or cash generating unit exceeds its recoverable amount, which is the higher of its fair value less costs of disposal and its value in use. The fair value less costs of disposal calculation is based on available data from binding sales transactions, conducted at arm's length, for similar assets or observable market prices less incremental costs for disposing of the asset. The value in use calculation is based on a discounting cash flow (DCF) model. The cash flows are derived from the budget for the next five years and do not include restructuring activities that the Company is not yet committed to or significant future investments that will enhance the asset's performance of the CGU being tested. The recoverable amount is sensitive to the discount rate used for the DCF model as well as the expected future cash-inflows and the growth rate used for extrapolation purposes.

6. Significant accounting Estimates and Assumptions

The key assumptions concerning the future and other key sources of estimation uncertainty at the reporting date that have a significant risk of causing a material adjustment to the carrying amounts of assets and liabilities within the next financial year, are described below. The company based its assumptions and estimates on parameters available when the consolidated financial statements were prepared. Existing circumstances and assumptions about future developments, however, may change due to market changes or circumstances arising that are beyond the control of the company. Such changes are reflected in the assumptions when they occur.

6.1. Taxes

Deferred tax assets are recognised for unused tax losses to the extent that it is probable that taxable profit will be available against which the losses can be utilised. Significant management judgement is required to determine the amount of deferred tax assets that can be recognised, based upon the likely timing and the level of future taxable profits together with future tax planning strategies.

6.2. Provisions and other contingent liabilities

The Company operates in a regulatory and legal environment that, by nature, has a heightened element of litigation risk inherent to its operations. As a result, it is involved in various litigation, arbitration and regulatory investigations and proceedings in the ordinary course of the Company's business.

When the Company can reliably measure the outflow of economic benefits in relation to a specific case and considers such outflows to be probable, the Company records a provision against the case. Where the probability of outflow is considered to be remote, or probable, but a reliable estimate cannot be made, a contingent liability is disclosed.

Given the subjectivity and uncertainty of determining the probability and amount of losses, the Company takes into account a number of factors including legal advice, the stage of the matter and historical evidence from similar incidents. Significant judgement is required to conclude on these estimates.

For further details on provisions and other contingencies see Note 4.1 (m) of the Summary of significant accounting policies and Notes 20 and 38.

6.3. Defined benefit plans

The cost of the defined benefit plan and other post-employment benefits and the present value of the gratuity obligation are determined using actuarial valuations. An actuarial valuation involves making various assumptions that may differ from actual developments in the future. These include the determination of the discount rate, future salary increases and mortality rates. Due to the complexities involved in the valuation and its long-term nature, a defined benefit obligation is highly sensitive to changes in these assumptions. All assumptions are reviewed at each reporting date.



The parameter most subject to change is the discount rate. In determining the appropriate discount rate for plans operated, the management considers the interest rates of government bonds in currencies consistent with the currencies of the post-employment benefit obligation.

The mortality rate is based on publicly available mortality tables for the specific countries. Those mortality tables tend to change only at interval in response to demographic changes. Future salary increases, and gratuity increases are based on expected future inflation rates for the respective countries.

Further details about gratuity obligations are given in Note 37 (ii).

Provision for Leave encashment

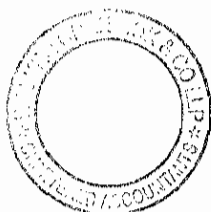
The present value of leave encashment is determined using actuarial valuations. An actuarial valuation involves making various assumptions that may differ from actual developments in the future. These include the determination of discount rate, future salary increases, and withdrawal rates. Due to complexities involved in the valuation and its long-term nature, provision for leave encashment is sensitive to changes in these assumptions. All assumptions are reviewed at each balance sheet date.

6.4. Lease term of contracts with renewal options

The Company determines the lease term as the non-cancellable term of the lease, together with any periods covered by an option to extend the lease if it is reasonably certain to be exercised, or any periods covered by an option to terminate the lease, if it is reasonably certain not to be exercised.

The Company has several lease contracts that include extension and termination options. The Company applies judgement in evaluating whether it is reasonably certain whether or not to exercise the option to renew or terminate the lease. That is, it considers all relevant factors that create an economic incentive for it to exercise either the renewal or termination. After the commencement date, the Company reassesses the lease term if there is a significant event or change in circumstances that is within its control and affects its ability to exercise or not to exercise the option to renew or to terminate (e.g., construction of significant leasehold improvements or significant customisation to the leased asset).

(The space has been intentionally left blank)



Note 7: Cash and cash equivalents

Particulars	As at 31 March 2022	As at 31 March 2021
Balance with banks		
In Current accounts	4.62	12.42
Cheques on hand	22.41	-
Deposits with original maturity less than three months	95.00	-
Total	122.03	12.42

Note 8: Bank balance other than cash and cash equivalents

Particulars	As at 31 March 2022	As at 31 March 2021
Balances with banks to the extent held as margin money/pledged with bank (Refer note 38 (i) (b))	9.83	98.27
Total	9.83	98.27

*Fixed deposits and other balances with bank earns interest at fixed rates.

Note 9: Trade receivables

Particulars	As at 31 March 2022	As at 31 March 2021
Unsecured considered good	48.94	50.94
Receivables which have significant increase in credit risk	-	-
Receivables – credit impaired	-	-
Total	48.94	50.94
Provision for impairment for:		
Unsecured considered good (Refer note 48(b))	-	(0.04)
Receivables which have significant increase in credit risk	-	-
Receivables – credit impaired	-	-
Total	48.94	50.90

Debts due by directors or other officers of the NBFC or any of them either severally or jointly with any other person or debts due by firms including limited liability partnerships (LLPs), companies respectively in which any director is a partner or a director or a member are separately stated.

Refer note 39 for related party receivables. The terms and conditions related to receivables are mentioned below:

Trade receivables are non interest bearing and are generally on terms of 30-90 days.

Trade Receivables due from companies in which any director is partner, director, or a member:

Name of the entity	As at 31 March 2022	As at 31 March 2021
GMR Airport Developers Limited	0.00	-
GMR Hospitality and Retail Limited	-	1.03
GMR Hyderabad International Airport Limited	0.13	0.19
Delhi International Airport Limited	0.23	0.60
Delhi Duty Free Services Private Limited	4.43	-
Gmr Air Cargo And Aerospace Engineering Private Limited	1.26	0.67
Tim Delhi Airport Advertisement Private Limited	-	3.13
GMR Aerostructure Services Limited	-	0.13
Delhi Airport Parking Services Private Limited	2.14	1.95
GMR Logistics Park Private Limited	20.93	5
Celebi Delhi Cargo Terminal Management India Private Limited	0.02	-
GMR Kannur Duty Free Services Limited	-	-
Total	29.14	7.70

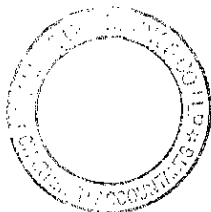
Refer note 60 (a) (ii) for ageing of Trade receivables.

Note 10: Loans at amortized cost (Refer note 36B)

Particulars	As at 31 March 2022	As at 31 March 2021
Unsecured loans (Refer note 39)	543.16	436.00
Unsecured loans to employees	-	-
Total Gross	543.16	436.00
Less: Impairment loss allowance	-	-
Total Net	543.16	436.00
Loans in India		
Others	543.16	436.00
Total Gross	543.16	436.00
Less: Impairment loss allowance	-	-
Total Net	543.16	436.00

Refer note 60 (c) for nature of Loan outstanding.

(This space has been intentionally left blank)



Note 11: Investments

As at 31 March 2022

Particulars	At fair value			Subtotal	Total
	Amortised Cost	Through other comprehensive income	Through profit or loss		
A) In India					
Equity Instruments*	-	22,655.17	-	22,655.17	22,655.17
Mutual funds	-	-	-	-	-
Total gross (A)	-	22,655.17	-	22,655.17	22,655.17
B) Overseas					
Equity Instruments*	-	223.71	-	223.71	223.71
Debt Securities# (Refer note 52)	2,450.56	-	-	-	2,450.56
Total gross (B)	2,450.56	223.71	-	2,223.71	2,674.27
Less: Allowance for Impairment loss (C)	-	-	-	-	-
Total Net D = (A)+(B) - (C)	2,450.56	22,878.88	-	22,878.88	25,329.44

As at 31 March 2021

Particulars	At fair value			Subtotal	Total
	Amortised Cost	Through other comprehensive income	Through profit or loss		
A) In India					
Equity Instruments*	-	19,430.32	-	19,430.32	19,430.32
Mutual funds**	-	-	158.79	158.79	158.79
Total gross (A)	-	19,430.32	158.79	19,589.11	19,589.11
B) Overseas					
Equity Instruments*	-	230.40	-	230.40	230.40
Debt Securities# (Refer note 52)	2,168.65	-	-	-	2,168.65
Total gross (B)	2,168.65	230.40	-	2,399.05	2,399.05
Less: Allowance for Impairment loss (C)	-	-	-	-	-
Total Net D = (A)+(B)-(C)	2,168.65	19,660.72	158.79	19,819.51	21,988.16


*More information regarding the valuation methodology can be found in Note 41 and 42.

The Company has designated its equity investments as FVOCI on the basis that these are not held for trading and held for strategic purposes.

*Financial Assets- Investment in Equity

Investments recorded at Fair Value through Other Comprehensive Income

Particulars	Number of shares (in Crores)			
	As at 31 March 2022		As at 31 March 2021	
	As at 31 March 2022	As at 31 March 2021	As at 31 March 2022	As at 31 March 2021
Investments recorded at Fair Value through Other Comprehensive Income				
Unquoted equity shares fully paid up				
Investment in subsidiaries				
GMR Airport Developers Limited	1.02	1.02	503.38	297.39
GMR Hyderabad International Airport Limited	23.81	23.81	8,431.29	6,809.80
Delhi International Airport Limited	156.80	156.80	11,599.45	10,781.00
GMR Goa International Airport Limited	60.05	38.45	750.30	533.90
GMR Airports (Mauritius) Limited	0.02	0.02	0.90	0.90
Delhi Airport Parking Services Private Limited	3.27	3.27	264.07	223.60
GMR Airports International B.V	3.05	0.10	222.73	8.20
GMR Nagpur International Airport Limited	0.00	0.00	0.01	0.01
GMR Vishakhapatnam International Airport Limited	3.18	0.45	31.30	4.50
GMR Airports Netherlands B.V.	0.00	-	0.08	-
GMR Kannur Duty Free Services Limited	0.42	0.10	4.54	1.00
Total	251.62	224.01	21,808.05	18,660.30
Investment in joint venture				
International Airport of Heraklion, Crete, Concession SA	-	1.61	-	221.30
Delhi Duty Free Services Private Limited	1.36	1.36	1,069.81	778.10
	1.36	2.97	1,069.81	999.40
Other investment				
Investment in GMR Airport Developers Limited on account of fair valuation of financial guarantee	-	-	1.02	1.02
	-	-	1.02	1.02
	252.98	226.98	22,878.88	19,660.72
In India			22,655.17	19,430.32
Overseas			223.71	230.40



- a. During the year ended on 31 March 2022, the Company has made an equity investments in GMR Vishakhapatnam International Airport Limited, incorporated on 19 May 2020, Rs.27.25 crore including Rs.4.50 crore towards share application money allotted during the year (31 March 2021: Rs 4.5 crore) in order to cater to the financial requirement of the subsidiary (Refer note 39)
- b. During the year ended on 31 March 2022, the Company has made an equity investments in GMR Kannur Duty Free Services Limited, incorporated on 20 November 2019, Rs.3.15 crore (31 March 2021: 0.99 crore) in order to cater to the financial requirement of the subsidiary. (Refer note 39)
- c. During the year ended on 31 March 2022, the Company has made an equity investments in GMR Airports International B.V., incorporated on 28 May 2018, Rs. 220.13 crore (31 March 2021: Rs.Nil) in order to cater to the financial requirement of the subsidiary. (Refer Note 39)
- d. During the year ended 31 March 2022, GMR Airports Limited has sold its entire shareholding in International Airport of Heraklion, Crete, Concession SA at a consideration of Rs 251.17 crore to GMR Airport Greece Single Member S.A., incorporated on 12 February 2019 (31 March 21: Rs 14.04 crore equity investment made in order to cater to the financial requirement of the joint venture as per the concession agreement). (Refer note 39)
- e. During the year ended on 31 March 2022, the Company has made an equity investment in GMR Goa International Airport Limited, incorporated on 14 October 2016, Rs.216.00 crore (31 March 2021: Rs.189.00 crore) in order to cater to the financial requirement of the subsidiary as per the sponsor support agreement. (Refer note 39 and 38(i)(b)(iv)(a)).
- f. During the year ended on 31 March 2022, the Company has made an initial equity investment in GMR Airports Netherlands B.V., incorporated on 17 December 2021, Rs.0.08 crore (31 March 2021: Rs. Nil) (Refer note 39).

****Financial Assets- Investment in Mutual funds**

Investments carried at fair value through profit and loss

Particulars	Units		Face value (Rs.)	Amount	
	As at	As at		As at	As at
	31 March 2022	31 March 2021		31 March 2022	31 March 2021
Investments carried at fair value through profit and loss					
a) Investments in mutual funds (unquoted)					
Tata Overnight Fund - Direct Growth Plan	-	2,33,020.77	1,000.00	-	25.31
UTI Overnight Fund - Direct Growth Plan	-	75,818.73	1,000.00	-	21.37
Aditya Birla Sunlife Liquid Fund - Growth Direct Plan	-	1,64,217.94	100.00	-	18.27
Axis Overnight Fund - Direct Growth Plan	-	58,313.33	1,000.00	-	6.34
Kotak Overnight Fund - Direct Growth Plan	-	4,50,747.23	1,000.00	-	49.49
L&T Overnight Fund - Direct Growth Plan	-	10,016.23	1,000.00	-	1.61
SBI Overnight Fund - Direct Growth Plan	-	1,08,605.03	1,000.00	-	36.40
Aggregate book value of unquoted investments	-	11,00,739.26	-	-	158.79

#Financial Assets- Investment in debt securities

Investments carried at amortised cost

Particulars	Amount	
	As at	As at
	31 March 2022	31 March 2021
Investments in Optionally convertible debenture		
240,850 (31 March 2021: 240,850) OCD of USD 1,000 each fully paid up in GMR Airports International B.V (Netherlands) IRR- 9% (Refer note 52)	2,450.56	2,168.65
Total investments in Optionally convertible debenture	2,450.56	2,168.65

(This space has been intentionally left blank)



GMR Airports Limited

CIN: U65999HR1992PLC101718

Notes to standalone financial statements for the year ended 31 March 2022

(All amount in Rupees crores except for share data unless stated otherwise)

Note 12: Other financial assets

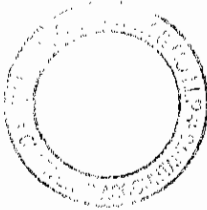
Particulars	As at 31 March 2022	As at 31 March 2021
Non Trade Receivables- Considered good [net of provision for doubtful debts [31 March 2022: Rs. Nil (31 March 2021: Rs. 2.31 crores)] (Refer note 39)	13.57	0.72
Investment in share application money# (Refer note 39)	-	4.50
Unbilled Revenue (Refer note 39)	42.23	5.61
Security deposits (Refer note 39)	3.95	5.04
Retention Money (Refer note 39)	3.67	-
Total	63.42	15.87

Includes :-

Nil (In FY 2021, Application Money paid to the GMR Vishakhapatnam International Airport Limited amounted to Rs. 4.50 Crore.)

Note 13: Other non financial assets

Particulars	As at 31 March 2022	As at 31 March 2021
Prepaid Expenses	39.03	1.36
Advance other than Capital Advance:		
Advance to employees	2.27	5.27
Advance to suppliers:		
Others	-	0.31
Other Recoverable:		
Related parties (Refer note 39)	7.85	17.86
Balance with government authorities	5.14	7.19
Total	54.29	31.99

(This space has been intentionally left blank)

Note 14a: Property, plant and equipment

Particulars	Plant & Machinery	Computers and printers	Furniture and fixtures	Motor vehicles	Office equipment	Leasehold Improvement	Total
Cost							
At 1 April 2021	0.01	0.59	0.19	1.09	3.03	6.75	11.66
Additions	-	0.22	-	0.01	0.09	-	0.32
Disposals	-	-	-	-	-	-	-
At 31 March 2022	0.01	0.81	0.19	1.10	3.12	6.75	11.98
At 1 April 2020	0.01	0.53	0.19	1.09	2.98	6.75	11.55
Additions	0.00	0.06	-	-	0.05	-	0.11
Disposals	-	-	-	-	-	-	-
At 31 March 2021	0.01	0.59	0.19	1.09	3.03	6.75	11.66
Depreciation							
At 1 April 2021	0.00	0.39	0.09	0.54	2.18	6.75	9.95
Charge for the period	0.00	0.17	0.03	0.12	0.29	-	0.61
Disposals	-	0.00	-	-	-	-	0.00
At 31 March 2022	0.00	0.56	0.12	0.66	2.47	6.75	10.56
At 1 April 2020	0.00	0.19	0.06	0.40	1.88	6.75	9.28
Charge for the period	0.00	0.20	0.03	0.14	0.30	-	0.67
Disposals	-	-	-	-	-	-	-
At 31 March 2021	0.00	0.39	0.09	0.54	2.18	6.75	9.95
Net Block							
At 31 March 2022	0.01	0.25	0.07	0.44	0.65	-	1.42
At 31 March 2021	0.01	0.20	0.10	0.55	0.85	-	1.71

Refer note 38 (i) (a) for Capital commitments.

Note 14b. Right of use Asset

	Buildings	Office Equipments including Computers	Vehicles	Total
Cost				
As at 1 April 2021 (Refer note 57 C)	6.89	0.02	0.10	7.01
Additions	-	-	-	-
Disposals	-	-	-	-
At 31 March 2022	6.89	0.02	0.10	7.01
As at 1 April 2020	5.46	0.02	0.10	5.58
Additions	2.30	-	-	2.30
Disposals	0.87	-	-	0.87
At 31 March 2021	6.89	0.02	0.10	7.01
Amortization				
As at 1 April 2021 (Refer note 57 C)	4.96	0.02	0.06	5.04
Charge for the period	1.03	(0.00)	0.03	1.05
Disposals	-	-	-	-
At 31 March 2022	5.99	0.02	0.09	6.09
As at 1 April 2020	2.85	0.01	0.03	2.89
Charge for the period	2.56	0.01	0.03	2.60
Disposals	0.45	-	-	0.45
At 31 March 2021	4.96	0.02	0.06	5.04
Net Book value				
At 31 March 2022	0.90	0.01	0.01	0.91
At 31 March 2021	1.93	0.00	0.04	1.97

Note 14c. Capital Work In Progress (CWIP)

Particular	Amount
Cost	
As at 1 April 2021	-
Additions	0.61
Transferred	-
At 31 March 2022	0.61
As at 1 April 2020	0.84
Additions	1.66
Transferred*	2.50
At 31 March 2021	-

*Transferred to Kannur Duty free Services Limited.

Refer note 60 (a) (i) for CWIP schedule and cost overdae details.



Note 15: Deferred tax:
 As at 31 March 2022

Particulars	Opening Deferred Tax Asset / (Liability)	Deferred Tax Income / (expense) recognised in profit and loss	Deferred Tax Income / (expense) recognised in other comprehensive income	Closing deferred Tax asset/ (liability)
Deferred tax liability				
on account of fair valuation of investments	0.35	(0.35)	-	-
on account of disallowance u/s 43B	0.05	0.02	-	0.07
Ind-AS adjustments of Borrowing cost	-	-	-	-
Gross deferred tax liability	0.40	(0.33)	-	0.07
Deferred tax asset				
Fixed assets: Impact of difference between tax depreciation and depreciation / amortisation charged for the financial reporting	(0.02)	0.03	-	0.01
Impact of expenditure charged to the statement of profit and loss but allowed for tax purposes on payment basis	2.19	0.54	(0.07)	2.66
Provision for standard asset	2.62	0.38	-	3.00
Provision for doubtful debts and advances	-	-	-	-
Provision on business loss	101.57	-	-	101.57
Others	-	-	-	-
Gross deferred tax assets	106.36	0.95	(0.07)	107.24
Net deferred tax asset/(liability)	105.96	1.28	(0.07)	107.17

As at 31 March 2021

Particulars	Opening Deferred Tax Asset / (Liability)	Deferred Tax Income / (expense) recognised in profit and loss	Deferred Tax Income / (expense) recognised in other comprehensive income	Closing deferred Tax asset/ (liability)
Deferred tax liability				
on account of fair valuation of investments	0.15	0.20	-	0.35
on account of disallowance u/s 43B	(0.06)	0.11	-	0.05
Ind-AS adjustments of Borrowing cost	12.41	(12.41)	-	-
Gross deferred tax liability	12.50	(12.10)	-	0.40
Deferred tax asset				
Fixed assets: Impact of difference between tax depreciation and depreciation / amortisation charged for the financial reporting	(0.24)	0.22	-	(0.02)
Impact of expenditure charged to the statement of profit and loss but allowed for tax purposes on payment basis	2.41	(0.17)	(0.05)	2.19
Provision for standard asset	2.50	0.12	-	2.62
Provision for doubtful debts and advances	-	-	-	-
Provision on business loss	70.42	31.15	-	101.57
Others	-	-	-	-
Gross deferred tax assets	75.09	31.32	(0.05)	106.36
Net deferred tax asset/(liability)	62.59	43.42	(0.05)	105.96

Reconciliations of deferred tax liabilities/assets(net)

	As at 31 March 2022	As at 31 March 2021
Opening balance	105.96	62.59
Tax income/(expense) during the period recognised in statement of profit or loss	1.28	43.42
Tax expense during the year recognised in OCI	(0.07)	(0.05)
Closing balance	107.17	105.96

The Company offers tax assets and liabilities if and only if it has a legally enforceable right to set off current tax assets and current tax liabilities and the deferred tax assets and deferred tax liabilities relate to income taxes levied by the same tax authority.

Note 15a. Deferred tax Liability:

	Balance sheet		Profit & Loss	
	As at 31 March 2022	As at 31 March 2021	Year ended 31 March 2022	Year ended 31 March 2021
Deferred tax liability				
on account of fair valuation of investments	4,247.55	3,599.21	648.34	(345.51)
Gross deferred tax liability	4,247.55	3,599.21	648.34	(345.51)

Reconciliations of deferred tax liabilities/assets(net)

	As at 31 March 2022	As at 31 March 2021
Opening balance	3,599.21	3,944.72
Tax (income)/expense during the year recognised in statement of other comprehensive income	648.34	(345.51)
Closing balance	4,247.55	3,599.21

(This space has been intentionally left blank)



(All amount in Rupees crores unless stated otherwise)

Note 16: Trade Payable

Particulars	As at 31 March 2022	As at 31 March 2021
Trade Payable		
Due to Micro enterprises and small enterprises (Refer note 45)	3.76	2.78
Trade Payable-Related Party (Refer note 39)	5.13	4.78
Others	41.93	34.45
Total	50.82	42.01

Refer note 60 (a) (iii) for ageing of Trade payables.

Note 17: Debt Securities at Amortised cost

Particulars	As at 31 March 2022	As at 31 March 2021
Un-Secured		
Non convertible bonds* (NCB)- 1,670 bond of Rs 10,000,000 each (31 March 2021: 10,000,000)	1,824.02	1,702.30
Non convertible bonds** (NCB)- 1,330 bond of Rs 10,000,000 each (31 March 2021: 10,000,000)	1,448.44	1,358.13
Non convertible bonds*** (NCB)- 300 bond of Rs 10,000,000 each (31 March 2021: Nil)	311.79	-
Total gross (A)	3,584.25	3,060.43
Debt securities in India	3,584.25	3,060.43
Debt securities outside India	-	-
Total (B)	3,584.25	3,060.43

*The company has amended the terms of existing Non convertible bonds of Rs. 1,670 Crores (raised during the year ended 31 March 2020 in multiple tranches) vide Board approval date 9 December 2020 and has extended the tenure of bonds by another 36 months which are now repayable on 28 December 2023.

Out of this, (a) on Rs. 1,450 Crores, running coupon will be 6% p.a payable half yearly and redemption premium will be 6% p.a. for first year, 7% p.a. for second year and 7.2875% p.a. for third year and

(b) on Rs. 220 Crores, running coupon was payable at 8% p.a and redemption premium at 5.45% p.a till 30 January 2021. Thereafter, from 31 January 2021, running coupon will be 6% p.a. and redemption premium will be 6% p.a. for first year, 7% p.a. for second year and third year.

During previous year, Non convertible bonds were secured by Hypothecation of assets of the Company. Further, on 18 June 2020 these Non convertible bonds were additionally secured by pledge of certain shares held by Company in its subsidiaries Delhi International Airport Limited ("DIAL") and GMR Hyderabad International Airport Limited ("GHIAL"). The Hypothecation of assets of the Company and pledge created on shares of DIAL and GHIAL in favour of NCB holders were released at the time of extension of tenure of NCB facility in December 2020.

Rating of the above mentioned Non-Convertible Bonds of Rs. 1,670 Crores is CARE A-, negative (Single A Minus; Outlook: Negative) assigned by CARE Ratings Limited vide rating letter dated 1 July 2021.

**During the year ended 31 March 2021, the company has raised money by issue of unsecured, redeemable, Listed non-convertible Bonds (NCBs) amounting to Rs. 1,330 crores which were initially subscribed by DB International (Asia) Limited (Rs. 665 Crores) and Vardol Holdings Pte Limited (Rs. 665 Crores) in single tranche vide Board approval date 9 December 2020 for 18 months which are repayable on 24 June 2022.

On entire Rs. 1,330 Crores, running coupon is 6% p.a and 5.50% p.a. will be paid as redemption premium at the time of maturity.

Rating of the above mentioned Non-Convertible Bonds of Rs. 1,330 Crores is CARE A-, negative (Single A Minus; Outlook: Negative) assigned by CARE Ratings Limited vide rating letter dated 1 July 2021.

***During the year ended 31 March 2022, the company has raised money by issue of unsecured, redeemable, Listed non-convertible Bonds (NCBs) amounting to Rs. 300 crores in single tranche vide Board approval date 28 May 2021 and circular resolution dated 04 August 2021 for a tenure of 36 months which are repayable on 17 August 2024.

On entire Rs. 300 Crores, running coupon is 6% p.a and 5.50% p.a. will be paid as redemption premium at the time of maturity.

Rating of the above mentioned Non-Convertible Bonds of Rs. 300 Crores is CARE A-, negative (Single A Minus; Outlook: Negative) assigned by CARE Ratings Limited vide rating letter dated 1 July 2021.

Note 17a: Borrowings at Amortised cost

Particulars	As at 31 March 2022	As at 31 March 2021
Secured		
Working capital loan*	50.00	-
Total gross	50.00	-

*During the year ended 31 March 2022, the company has drawn working capital loan of Rs. 50.00 crores from IDFC First Bank Limited, the respective loan carries an interest rate of IDFC first bank 12 Months MCLR + 1.50 Bps (currently 9.90% per annum). As per terms of sanction letter, the loan will have second charge on entire current assets of the Company both present and future and Company have time of 6 months from acceptance of sanction letter to create charge which is not due as on 31 March 2022. The entire working capital loan repaid on 05 April 2022.



GMR Airports Limited

CIN: U65999HR1992PLC101718

Notes to standalone financial statements for the year ended 31 March 2022

(All amount in Rupees crores except for share data unless stated otherwise)

Note 18: Other financial liabilities

Particulars	As at 31 March 2022	As at 31 March 2021
Liability component of CCPS (Refer note 49)	442.86	442.86
Security deposits	0.15	-
Non Trade Payables	2.10	1.93
Retention Money	3.65	-
Total	448.76	444.79

Note 19: Lease liabilities (Refer Note 57 C)

Particulars	As at 31 March 2022	As at 31 March 2021
Lease liability - ROU Building	1.03	2.03
Lease liability - ROU Office Equipments Including Computers	-	0.00
Lease liability - ROU Vehicles	0.03	0.05
Total	1.06	2.08


Note 20: Provisions

Particulars	As at 31 March 2022	As at 31 March 2021
Provision for employee benefits		
Leave encashment	9.92	8.11
Gratuity [Refer note 37(ii)]	1.36	1.38
Superannuation	0.11	0.09
Provision for Contingent assets [Refer note 48(a)]	11.93	10.42
Total	23.32	20.00

Note 21: Other non-financial liabilities

Particulars	As at 31 March 2022	As at 31 March 2021
Statutory Dues Payable		
Withholding Tax Payable	21.77	11.59
Provident Fund Payable	0.49	0.36
Others	-	0.00
Contract Liabilities		
Deferred / unearned revenue*	8.31	0.12
Advances received from customer	13.47	-
Total	44.04	12.07

*Deferred/unearned revenue as at 31 March 2022 represents 'contract liabilities' due to adoption of Ind AS 115.



Note 22: Equity Share capital

Details of authorized, issued, subscribed and paid up share capital	Equity Shares		Preference Shares	
	No. of Shares	Rs. In crores	No. of Shares	Rs. In crores
Authorized share Capital				
At 01 April, 2020	1,50,00,00,000	1,500.00	1,50,00,000	1,500.00
Increase / (decrease) during the year	-	-	-	-
At 31 March, 2021	1,50,00,00,000	1,500.00	1,50,00,000	1,500.00
Increase / (decrease) during the period	-	-	-	-
At 31 March, 2022	1,50,00,00,000	1,500.00	1,50,00,000	1,500.00
Issued share capital				
Equity Shares of Rs. 10 each issued, subscribed and fully paid up				
At 01 April, 2020	1,32,83,90,007	1,328.39	-	-
Increase / (decrease) during the year	7,82,79,463	78.28	-	-
At 31 March, 2021	1,40,66,69,470	1,406.67	-	-
Issued during the year	-	-	-	-
At 31 March, 2022	1,40,66,69,470	1,406.67	-	-

b) Terms/rights attached to equity shares

The Company has only one class of equity shares having a par value of Rs. 10 per share. Each holder of equity share is entitled to one vote per share. The Company declares and pays dividend in Indian rupees. The dividend proposed by the Board of Directors is subject to the approval of shareholders in the ensuing Annual General Meeting. In the event of liquidation of the Company, the holders of the equity shares would be entitled to receive remaining assets of the Company, after distribution of all preferential amounts. The distribution will be in proportion to the number of equity shares held by the shareholders.

c) The reconciliation of equity shares outstanding at the beginning and at the end of the reporting period.

Particulars	As at 31 March 2022		As at 31 March 2021	
	No. of shares	Rs. In crores	No. of shares	Rs. In crores
Equity Share at the beginning of year	1,40,66,69,470	1,406.67	1,32,83,90,007	1,328.39
Add:				
Equity Share allotted during the year	-	-	7,82,79,463	78.28
Equity share at the end of year	1,40,66,69,470	1,406.67	1,40,66,69,470	1,406.67

d) Shares held by holding Company and their subsidiaries

Name of the shareholder	As at 31 March 2022		As at 31 March 2021	
	No. of shares	% of holding	No. of shares	% of holding
GMR Infrastructure Limited, Holding Company (GIL)				
42,20,00,837 (31 March 2021 : 54,86,01,089) equity shares of Rs. 10/- each	42,20,00,837	30.00%	54,86,01,089	39.00%
GMR Infra Developers Limited (Wholly-owned subsidiary of GIL)				
29,54,00,588 (31 March 2021 : 16,88,00,336) equity shares of Rs. 10/- each	29,54,00,588	21.00%	16,88,00,336	12.00%
Total Equity shareholding	71,74,01,425	51.00%	71,74,01,425	51.00%



e) Details of shareholders holding more than 5% shares in the Company

Name of the shareholder	As at 31 March 2022		As at 31 March 2021	
	No. of shares	% of holding in the class	No. of shares	% of holding in the class
GMR Infrastructure Limited; Holding Company	42,20,00,837	30.00%	54,86,01,089	39.00%
GMR Infra Developers Limited (Wholly-owned subsidiary of GIL)	29,54,00,588	21.00%	16,88,00,336	12.00%
Aeroports De Paris	35,37,83,144	25.15%	35,37,83,144	25.15%
GMR Infra Services Private Limited (formerly known as GMR SEZ Infra Services Limited)*	33,54,84,897	23.85%	33,54,84,897	23.85%
Total	1,40,66,69,466	100.00%	1,40,66,69,466	100.00%

*Wholly owned subsidiary of Aeroports de Paris SA. (ADP).

f) As per records of the Company, including its register of shareholders/ members and other declarations received from shareholders regarding beneficial interest, the above shareholding represents both legal and beneficial ownerships of shares.

(This space has been intentionally left blank)



23: Other equity

Particulars	As at	As at
	31 March 2022	31 March 2021
i) Security Premium reserve		
Opening balance	968.68	318.28
Issue of Equity shares (Refer note 50a)	-	921.72
Bonus Compulsory Convertible Preference Shares (Refer note 49)	-	(260.86)
Adjustment of Fund raising expenses (Refer note 57a)	-	(10.46)
Net Balance as at year end	968.68	968.68
ii) Special Reserve U/s 45-1C of RBI		
Opening balance	81.05	81.05
Amount transferred during the year	-	-
Net Balance as at year end	81.05	81.05
iii) Capital Reserve		
Opening balance	0.23	0.23
Amount transferred during the year	-	-
Net Balance as at year end	0.23	0.23
iv) Retained earnings		
Opening balance	137.35	394.93
Add: Net (loss)/profit for the year	(80.62)	(257.74)
Add: Re-measurement gains/(losses) on defined benefit plans (net of tax)	0.20	0.16
Add: Transfer from FVOCI	15.88	-
Less: Transfer to special reserve u/s 45 IC of RBI Act	-	-
Net Balance as at year end	72.81	137.35
v) Other Comprehensive Income		
(Loss)/Gain on equity instruments designated at FVOCI for the period (net)		
Opening balance	12,997.59	13,985.56
Movement during the year (Net of Tax)	2,354.38	(987.97)
Less: Transfer to Retained earnings	(15.88)	-
Net Balance as at year end	15,336.09	12,997.59
Total reserve and surplus (i+ii+iii+iv+v)	16,458.86	14,184.90

Nature and purpose of reserve

Securities premium reserve

Securities premium reserve is used to record the premium received on issue of shares. The reserve can be utilised only for limited purposes such as issuance of bonus shares in accordance with the provisions of the Companies Act, 2013.

FVOCI equity investments

The Company has elected to recognise changes in the fair value of certain investments in equity securities in other comprehensive income. These changes are accumulated within the FVOCI equity investments reserve within equity. The Company transfers amounts from this reserve to retained earnings when the relevant equity securities are derecognised.

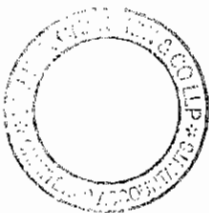
Capital Reserve

The Company recognizes profit or loss on purchase, sale, issue or cancellation of the Company's own equity instruments to capital reserve.

Special Reserve

The Company, being registered as non-banking financial institution, is required to transfer 20% of net profits to special reserve in accordance with Section 45IC of RBI Act. The said reserve can be used only for the purpose as may be specified by the bank from time to time.

(This space has been intentionally left blank)



Note 24: Revenue from Operations

Interest Income

Particulars	Year Ended 31 March 2022	Year Ended 31 March 2021
	On financial assets measured at Amortised cost	On financial assets measured at Amortised cost
Interest on loan to related parties (Refer note 39)	77.27	55.34
Interest income from Investments		
Optionally convertible debentures (Refer note 39)	198.08	183.53
Deposits with Banks	3.17	0.69
Total (a)	278.52	239.56

Note 25: Dividend Income

Particulars	Year Ended 31 March 2022	Year Ended 31 March 2021
Dividend from group companies (Refer note 39)	18.37	10.20
Total (b)	18.37	10.20

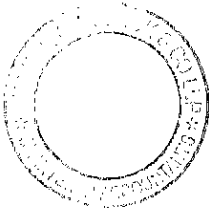
Note 26: Revenue from contracts with customers

Particulars	Year Ended 31 March 2022	Year Ended 31 March 2021
Engineering, Procurement and Construction (EPC):		
-Construction revenue	112.01	-
-Consultancy revenue	71.58	96.56
-Aviation Academy revenue	3.23	2.22
Total (c)	186.82	98.78

Note:

Particulars	Year Ended 31 March 2022	Year Ended 31 March 2021
(i) Company earns revenue from customer contracts		
Within India	186.77	98.78
Outside India	0.05	-
	186.82	98.78
(ii) Timing of rendering of services:		
service rendered at a point in time	-	-
service rendered over a point of time	186.82	98.78
	186.82	98.78
(iii) Set below is the revenue recognised from:		
Amount included in contract liabilities at the beginning of the year	0.12	0.34
Performance obligation satisfied in previous year	-	-
	0.12	0.34

(This space has been intentionally left blank)



(iv) Contract Balances	Year Ended 31 March 2022	Year Ended 31 March 2021
Receivables (trade receivables and retention money)		
- Non Current	-	-
- Current	52.61	50.18
- Loss Allowance (Non Current)	-	-
- Loss Allowance (Current)	-	-
	<u>52.61</u>	<u>50.18</u>
Contract Assets		
Unbilled Revenue		
- Non Current	-	-
- Current	42.23	5.61
- Loss Allowance (Current)	-	-
	<u>42.23</u>	<u>5.61</u>
Contract Liabilities		
Advance Received from Customers and deferred / unearned revenue		
- Non Current	-	-
- Current	21.78	0.12
	<u>21.78</u>	<u>0.12</u>

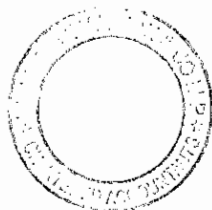
Increase/ Decrease in net contract balances is primarily due to:

The movement in receivables and in contract assets is on account of invoicing and collection.

Note 27: Net gain/ (loss) on fair value changes

Particulars	Year Ended 31 March 2022	Year Ended 31 March 2021
<i>Net gain/ (loss) on financial instruments at fair value through profit or loss</i>		
Gain on sale of mutual funds (including fair valuation change)	4.88	12.24
Total Net gain/(loss) on fair value changes (d)	<u>4.88</u>	<u>12.24</u>
Fair Value changes:		
-Realised	6.29	11.44
-Unrealised	(1.41)	0.80
Total Net (loss)/ gain on fair value changes	<u>4.88</u>	<u>12.24</u>

Fair value changes in this schedule are other than those arising on account of accrued interest income/expense.



(This space has been intentionally left blank)



Note 28: Other income

Particulars	Year Ended 31 March 2022	Year Ended 31 March 2021
Exchange difference (net)	83.86	-
Miscellaneous income	5.75	0.32
Interest income on financial asset measured at amortised cost		
Financial guarantee	-	0.07
Security deposit	0.09	0.13
Total	89.70	0.52

Note 29: Finance costs*

Particulars	Year Ended 31 March 2022	Year Ended 31 March 2021
	On financial assets measured at Amortised cost	On financial assets measured at Amortised cost
Debt securities	399.70	415.97
Borrowings (other than debt)	1.75	-
Brokerage fees	67.48	90.45
Bank charges	10.54	12.05
Others	0.41	1.66
Total	479.88	520.13


Note 30: Employee benefits expense *

Particulars	Year Ended 31 March 2022	Year Ended 31 March 2021
Salaries and wages	17.05	14.78
Contribution to provident and other funds	1.54	1.73
Gratuity	0.15	(0.09)
Staff welfare expenses	0.62	0.46
Total	19.36	16.88

Note 31: Depreciation and Amortization expense *

Particulars	Year Ended 31 March 2022	Year Ended 31 March 2021
Depreciation of property, plant and equipment [Refer note 14 (a)]	0.61	0.67
Amortization on right of use asset [Refer note 14 (b)]	1.05	2.60
Less: transfer/ allocation to subsidiaries	(0.14)	(1.73)
Total	1.52	1.54

* Above expenses are net of allocation/ recovery done




Note 32: Other expenses*

Particulars	Year Ended 31 March 2022	Year Ended 31 March 2021
Legal and professional fees	29.43	35.05
Travelling and conveyance	4.77	1.13
Lease Rent	3.02	2.41
Bidding Expenses	2.00	0.45
Repair & Maintenance others	0.32	1.09
Vehicle Running & Maintenance	0.03	-
Repair & Maintenance IT	1.63	-
Rates and taxes	4.28	3.32
Communication cost	0.38	0.61
Remuneration to auditor (Refer note A)	1.28	0.90
Directors sitting fees	0.16	0.22
Training Expenses	2.29	1.71
Contingent provision against standard assets	1.51	0.48
Provision for doubtful debts and loans	-	2.35
Bad debts written off	0.25	-
Exchange differences (net)	-	73.32
Logo fees	1.68	1.05
Electricity and water charges	-	0.00
Miscellaneous expenses	2.60	1.50
Total	55.63	125.59

* Above expenses are net of allocation/ recovery done

Note A: Remuneration to Auditor

Particulars	Year Ended 31 March 2022	Year Ended 31 March 2021
As auditor		
Statutory audit of Company	0.17	0.08
Limited Reviews	0.16	0.12
In other capacity		
Other services (including certification charges)	0.87	0.65
Reimbursement of expenses	0.08	0.05
	1.28	0.90



(This space has been intentionally left blank)



Note 33: Tax Expenses

The major components of income tax expense for the period ended 31 March 2022 and 31 March 2021 are:

Particulars	Year ended	Year ended
	31 March 2022	31 March 2021
Current income tax:		
Previous Year- Income tax charge	-	(1.68)
Deferred tax:		
Relating to origination and reversal of temporary differences	(1.28)	(43.42)
Income tax expense reported in the statement of profit or loss	(1.28)	(45.10)
Other Comprehensive Income Section		
	Year ended	Year ended
	31 March 2022	31 March 2021
Deferred tax related to items recognised in OCI during the period:		
Re-measurement gain/(losses) on defined benefit plans	0.07	0.05
(Loss)/Gain on equity instrument designated at FVOCI for the period (net)	648.34	(345.51)
Income tax charged to OCI	648.41	(345.46)

Reconciliation of tax expense and the accounting profit multiplied by India's domestic tax rate for 31 March 2022 and 31 March 2021:

	Year ended	Year ended
	31 March 2022	31 March 2021
Accounting profit before tax	(81.90)	(302.84)
Tax at the applicable tax rate of 25.17% (31 March 2021 : 25.17%)	(20.61)	(76.22)
<u>Tax effect of income that are not taxable in determining taxable profit:</u>		
Income exempt under Income tax	-	-
Change in Tax rate	-	-
<u>Tax effect of expenses that are not deductible in determining taxable profit:</u>		
Donations	-	-
Other non-deductible expenses	19.33	31.12
Tax expense	(1.28)	(45.10)
Income tax expense recorded in the statement of profit and loss	(1.28)	(45.10)

(This space has been intentionally left blank)



GMR Airports Limited
CIN: U65999HR1992PLC101718

Notes to the Standalone Financial Statements for the year ended 31 March 2022
(All amount in Rupees crores unless stated otherwise)

Note 34: Components of Other Comprehensive Income (OCI)

The disaggregation of changes to OCI by each type of reserve in equity is shown below:

Particulars	Year Ended 31 March 2022	Year Ended 31 March 2021
Re-measurement gain/ (losses) on defined benefit plans	0.27	0.21
Income tax effect	(0.07)	(0.05)
(Loss) on equity instruments designated at FVOCI for the year (net)	3,002.72	(1,333.48)
Income tax impact	(648.34)	345.51
Net Impact	2,354.58	(987.81)

Note 35: Loss Per Share

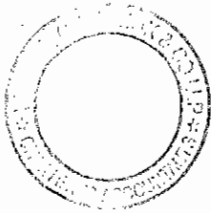
Basic EPS amounts are calculated by dividing the (loss)/profit for the period attributable to equity holders by the weighted average number of Equity shares outstanding during the period.

Diluted EPS amounts are calculated by dividing the (loss)/profit attributable to equity holder (after adjusting for dividend on the convertible preference shares) by the weighted average number of Equity shares outstanding during the period plus the weighted average number of Equity shares that would be issued on conversion of all the dilutive potential Equity shares into Equity shares.

The following reflects the income and share data used in the basic and diluted EPS computations:

Particulars	Year Ended 31 March 2022	Year Ended 31 March 2021
(Loss)/Profit attributable to equity holders for basic and diluted earnings: (A)	(80.62)	(257.74)
Weighted average number of equity shares used for computing loss/earning per share (B)	1,40,66,69,470	1,38,58,66,435
Weighted average number of equity shares adjusted for diluted EPS (C)	1,40,66,69,470	1,38,58,66,435
[Face value of Rs. 10/- each]		
Basic Loss per share (A/B)	(0.57)	(1.86)
Diluted Loss per share (A/C)	(0.57)	(1.86)

(This space has been intentionally left blank)



36. DISCLOSURE AS REQUIRED UNDER ANNEXURE I, ANNEXURE II, ANNEXURE IIA, ANNEXURE III, ANNEXURE IV AND ANNEXURE V OF MASTER DIRECTION CORE INVESTMENT COMPANIES (RESERVE BANK), DIRECTION, 2016

Annexure I- Public Disclosure on Liquidity Risk - [Refer (i)]

Annexure II - Schedule to the Balance Sheet of a non-deposit taking Core Investment Company – [Refer (ii)]

Annexure IIA – Reporting Format for CIC's declaring dividend - [Refer (iii)]

Annexure III – Data on Pledged Securities - [Refer (iii)]

Annexure IV – Information about the proposed promoters/directors/shareholders of the company - [Refer (iii)]

Annexure V

a) Components of Adjusted Net Worth ("ANW") and other related information – [Refer (iv)]

b) Investment in other CICs - [Refer (v)]

c) Off Balance Sheet Exposure – [Refer (vi)]

d) Investments – [Refer (vii)]

e) Maturity Pattern of Assets and Liabilities - [Refer (viii)]

f) Business Ratios - [Refer (ix)]

g) Provisions as per CIC guidelines and others – [Refer (x)]

h) Concentration of NPAs - [Refer (xi)]

i) Overseas Assets (for those with Joint Ventures and Subsidiaries abroad) - [Refer (xii)]

j) Exposure to Real Estate Sector, both direct and indirect - [Refer (xiii)]

k) Miscellaneous Disclosures - [Refer (xiv)]

(i) Public disclosure on liquidity risk:**a. Funding concentration based on significant counterparty (both deposits and borrowings):**

Sr No.	Number of Significant Counterparties	As at 31 March 2022		As at 31 March 2021	
		Amount in (Rs. in Crore)	% of Total Liabilities*	Amount in (Rs. in Crore)	% of Total Liabilities*
1	5	3300.00	39.05%	3000.00	41.78%
2	1	50.00	0.59%	-	-

b. Top 20 large deposits (Amount in Rs. Crore and % of total deposits);

The company being a Non-Banking Financial Institution i.e., Systemically Important Core Investment Company (CIC-ND-SI) registered with Reserve Bank of India does not accept public deposits.



c. Top 10 borrowings (Amount in Rs. Crore and % of total borrowings)

Sr No.	As at 31 March 2022		As at 31 March 2021	
	Amount* (Rs. in Crore)	% of Total Borrowings	Amount* (Rs. in Crore)	% of Total Borrowings
1	3300.00	98.51%	3000.00	100%
2	50.00	1.49%	-	-

*Excluding accrued interest and adjustment of EIR

d. Funding concentration based on significant instrument/product:

Sr No.	Name of the instrument/product	As at 31 March 2022		As at 31 March 2021	
		Amount (Rs. in Crore)	% of Total Liabilities	Amount (Rs. in Crore)	% of Total Liabilities
1	Non- Convertible Bonds	3,300.00	39.05%	3000.00	41.78%
2	Working Capital Loan	50.00	0.59%	-	-



e. Stock Ratios:

Sr. No.	Particulars	As at 31 March 2022	As at 31 March 2021
1	Commercial paper as a % of total public funds, total liabilities and total assets	None	None
2	Non-Convertible debentures (Original maturity of less than one year) as a % of total public funds, total liabilities and total assets	None	None
3	Other Short-Term Liabilities, if any, as a % of Total Public Funds	47.48%	2.43%
4	Other Short-Term Liabilities, if any, as a % of Total Liabilities*	6.56%	0.33%
5	Other Short-Term Liabilities, if any, as a % of Total Assets	6.56%	0.33%

*Total Liabilities includes Total Equity (Equity Share Capital and Other Equity).

f. Institutional set up for liquidity risk management:

As per the requirement of Annexure I of Master Directions-Core Investment Companies (Reserve Bank) Directions, 2016 dated 25 August 2016 and last amended on 05 October 2021 and guidelines on Liquidity Risk Management Framework, the Board have constituted Asset Liability Management Committee (ALCO) & Risk Management Committee in its meeting held on 25 June 2020, Further, the framework on Liquidity Risk Management have also been approved by the Board in its meeting held on 21 August 2020.

Both the above-mentioned Committees are actively performing their function as per the terms of reference of the Committee as approved by the Board. (Also, Refer note 43- Liquidity risk section)

(ii) Annexure II

S. No	Particulars	As at 31 March 2022		As at 31 March 2021	
		Amount Outstanding	Amount Overdue	Amount Outstanding	Amount Overdue
Liabilities Side:					
1	Loans and advances availed by the CIC inclusive of interest accrued thereon but not paid: (Refer note 17A)				
	(a) Debentures: Unsecured	-	-	-	-
	(b) Deferred Credits	-	-	-	-
	(c) Term Loans	-	-	-	-
	(d) Inter Corporate Loans and Borrowings	-	-	-	-
	(e) Commercial Paper	-	-	-	-
	(f) Non-Convertible Bonds: Unsecured	3,584.25	-	3,060.43	-
	(g) Working Capital Loan: Secured	50.00	-	-	-

Sr. No.	Particulars	Amount Outstanding As at 31 March 2022	Amount Outstanding As at 31 March 2021
Assets Side:			
2.	Break-up of Loans and Advances (net of provisions): (Refer note 10)		
	(a) Secured	-	-
	(a) Unsecured	543.16*	436.00
	Total	543.16	436.00



*Provision on standard asset @0.40% is not adjusted here.

(The space has been intentionally left blank)



Sr. No.	Particulars	As at 31 March 2022	As at 31 March 2021
	Assets Side:		
3.	Break-up of Leased Assets and Stock on Hire and other Assets counting towards asset financing activities:		
	(i) Lease Assets including Lease Rentals under Sundry Debtors:		
	(a) Financial Lease	-	-
	(b) Operating Lease	-	-
	(ii) Stock on Hire including Hire Charges under Sundry Debtors:		
	(a) Assets on Hire	-	-
	(b) Repossessed Assets	-	-
	(iii) Other Loans counting towards AFC activities		
	(a) Loans where Assets have been repossessed	-	-
	(b) Loans other than (a) above	-	-
4.	Break up of Investment: (Refer note 11)		
	Current Investment:		
	1. Quoted:		
	(i) Shares: (a) Equity	-	-
	(b) Preference	-	-
	(ii) Debentures and Bonds	-	-
	(iii) Units of Mutual Funds	-	158.79
	(iv) Government Securities	-	-
	(v) Commercial Papers	-	-
	2. Unquoted:		
	(i) Shares: (a) Equity	-	-
	(b) Preference	-	-
	(ii) Debentures and Bonds	-	-
	(iii) Units of Mutual Funds	-	-
	(iv) Government Securities	-	-
	(v) Commercial Papers	-	-
	Long Term Investment:		
	1. Quoted:		
	(i) Shares: (a) Equity	22,878.88	19,660.72
	(b) Preference	-	-
	(ii) Debentures and Bonds (Optionally Convertible Debentures)	2,450.56	2,168.65
	(iii) Units of Mutual Funds	-	-
	(iv) Government Securities	-	-
	(v) Private Equity Fund	-	-

(The space has been intentionally left blank)



Sr. No.	Particulars	Amount Outstanding		Amount Outstanding	
		As at 31 March 2022		As at 31 March 2021	
		Secured	Unsecured	Secured	Unsecured
5.	Borrower group-wise classification of assets financed as per above:				
	Related Parties				
	(a) Subsidiaries	-	-	-	-
	(b) Companies in the same group	-	543.16	-	436.00
	(c) Other related parties	-	-	-	-
	(d) Other than related parties	-	-	-	-
	Total	-	543.16	-	436.00


Sr. No.	Category	As at 31 March 2022		As at 31 March 2021	
		Market Value / Break up or fair value or NAV	Book Value* (Net of Provisions)	Market Value / Break up or fair value or NAV	Book Value* (Net of Provisions)
6.	Investor group-wise classification of all investments (current and long term) in shares and securities (both quoted and unquoted): (Refer note 11)				
	1.Related Parties				
	(a) Subsidiaries (Investment in Equity and Debentures)	24,259.63	5,649.54	20,829.97	4,901.02
	(b) Companies in the same group	-	-	-	-
	(c) Other related parties (Investment in Equity)	1,069.81	95.23	999.40	330.52
	(d)Other than Related Parties				
	-Investment in Mutual funds and Commercial Papers	-	-	158.79	157.38
	Total	25,329.44	5,744.77	21,988.16	5,388.92

*Represents historical cost at which investments were initially made.

Sr. No.	Particulars	Amount Outstanding		Amount Outstanding	
		As at 31 March 2022		As at 31 March 2022	
		Secured	Unsecured	Secured	Unsecured
7.	Other Information				
	Gross Non-Performing Assets				
	(a) Related Parties	-	-	-	-
	(b) Other than Related Parties	-	-	-	-
	Net Non-Performing Assets				
	(a) Related Parties	-	-	-	-
	(b) Other than Related Parties	-	-	-	-

(iii) Disclosure as required under Annexure IIA, Annexure III and Annexure IV:

- The Company has not declared any dividend during the year ended 31 March 2022 (31 March 2021: Nil).
- There are no securities pledged against loan given to group companies as at 31 March 2022 (31 March 2021: Nil)
- There are no proposed promoter/director/shareholders as at 31 March 2022.



(iv) Components of Adjusted Net Worth (ANW) and Other Related Information

Sr. No	Particulars	As at 31 March 2022	As at 31 March 2021***
1	Adjusted Net Worth as a percentage of risk weighted asset (A/B)	32.90 %	38.18 %
2	Adjusted Net Worth* (A)	2,529.43	2,593.98
3	Risk weighted Asset** (B)	7,687.82	6,794.26
4	Unrealised appreciation in the Book Value of Quoted Investments	-	-
5	Diminution in the aggregate Book Value of Quoted Investments	-	-
6	Leverage Ratio	2.11	1.67

*Adjusted Net Worth is sum of paid-up equity capital, share premium, capital reserves, credit balance in P&L account and special reserve.

** Risk Weighted Assets is the value of assets at the closing of the balance sheet date as a percentage of the weights assigned to them as per Master Direction – Core Investment Companies (Reserve Bank) Directions, 2016.

***Previous period figure of deferred tax asset adjusted to align with computation of financial year 2021-2022.


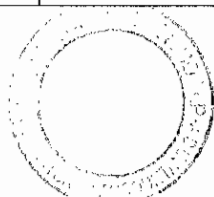
(v) There have been no investments made in other CICs by the Company as at 31 March 2022 (31 March 2021: Nil).

(vi) Off Balance Sheet Exposure

Sr. No.	Particulars	As at 31 March 2022	As at 31 March 2021
1	Off balance sheet exposure (Rs. crores)	1,123.12	758.51
2	Financial Guarantee as a % of total off- balance sheet exposure	14.05 %	60.45 %
3	Non-Financial Guarantee as a % of total off- balance sheet exposure	85.95 %	39.55 %
4	Off balance sheet exposure to overseas subsidiaries (Rs. crores)	665.34	347.46
5	Letter of comfort issued to any subsidiary	Yes (Refer note 38 (i) (b)- vi, vii & viii)	Yes (Refer note 38 (i) (b)- vi, vii & viii)

(vii) Investments:

Sr. No.	Particulars	As at 31 March 2022	As at 31 March 2021
1.	Value of Investments		
	i) Gross Value of Investment	25,329.44	21,988.16
	(a) In India	22,655.17	19,589.11
	(b) Outside India	2,674.27	2,399.05
	ii) Provisions for Depreciation	-	-
	(a) In India	-	-
	(b) Outside India	-	-
	iii) Net Value of Investment	25,329.44	21,988.16
	(a) In India	22,655.17	19,589.11
	(b) Outside India	2,674.27	2,399.05
2.	Movement of Provision held towards depreciation on investments		
	i) Opening balance	-	-
	ii) Add: Provision made during the year	-	-
	iii) Less: write-off / write back of excess provision during the year	-	-
	iv) Closing balance	-	-



(viii) Asset Liability Management (ALM) - Maturity pattern of Assets and Liabilities:

As at 31 March 2022											
Particulars	1 to 7 days	8 to 14 days	15 days to 30/31 days	Over 1 month upto 2 month	Over 2 months upto 3 months	Over 3 months & upto 6 months	Over 6 months & upto 1 year	Over 1 year & upto 3 years	Over 3 year & upto 5 years	Over 5 years	Total
Advances (ICD)	-	-	-	102.05	-	-	-	354.67	86.44	-	543.16
Investment	-	-	-	-	-	-	-	-	-	25,329.44	25,329.44
Borrowings	50.00	-	-	-	1,478.34	-	-	2,105.91	-	-	3,634.25
Foreign currency assets	-	-	-	-	-	-	-	-	-	-	-
Foreign currency Liabilities	-	-	-	-	-	-	-	-	-	-	-

As at 31 March 2021											
Particulars	1 to 7 days	8 to 14 days	15 days to 30/31 days	Over 1 month upto 2 month	Over 2 months upto 3 months	Over 3 months & upto 6 months	Over 6 months & upto 1 year	Over 1 year & upto 3 years	Over 3 year & upto 5 years	Over 5 years	Total
Advances (ICD)	-	200.00	-	-	-	-	-	-	236.00	-	436.00
Investment	-	-	-	-	-	-	-	158.79	-	21,829.37	21,988.16
Borrowings	-	-	-	-	14.62	-	-	3,045.81	-	-	3060.43
Foreign currency assets	-	-	-	-	-	-	-	-	-	-	-
Foreign currency Liabilities	-	-	-	-	-	-	-	-	-	-	-

(ix) Business Ratios


Sr No.	Particulars	For the Year ended 31 March 2022	For the Year ended 31 March 2021
1	Return on Equity (RoE)* # &	(0.03)	(0.11)
2	Return on Assets (RoA)* # \$	(0.01)	(0.04)
3	Net Profit per employee (Rs. crores)	(0.94)	(3.14)

* Ratios are negative due to losses for the current year and previous year

Loss for the year is considered after tax but before taking adjustment for other comprehensive income.

& Average Shareholders funds have been computed after taking adjustment for the impact of fair valuation taken through FVTOCI.

\$ Total assets are adjusted for fair valuation impact taken through other comprehensive income.



(The space has been intentionally left blank)



(x) Break-up of Provisions and Contingencies' shown under the head Expenditure in Profit and Loss Account:

Sr. No	Particulars	Year Ended 31 March 2022	Year Ended 31 March 2021
1	Provision for depreciation on Investment	-	-
2	Provision towards NPA	-	-
3	Provision made towards Income tax*	-	-
4	Provision for doubtful debts and loans	-	2.35
5	Bad debts written off	0.25	-
6	Provision for standard assets	1.51	0.48

*No provision for current Tax made except for deferred tax credit and income tax refund

(xi) Concentration of NPAs

Sr. No	Particular	As at 31 March 2022		As at 31 March 2021	
		Amount (Rs. Crore)	Exposure as a % of total assets	Amount (Rs. Crore)	Exposure as a % of total assets
1	Total Exposure to top five NPA accounts	Nil	Not Applicable	Nil	Not Applicable

(xii) Overseas Assets (for those with Joint ventures and Subsidiaries abroad)

Name of the Joint Venture/Subsidiary	Other Partner in the JV	Country	Total Assets 31 March 2022	Total Assets 31 March 2021
GMR Airports (Mauritius) Limited	Not Applicable (100% subsidiary)	Mauritius	0.06	0.06
GMR Airports International B.V	Not Applicable (100% subsidiary)	Netherlands	1,892.13	1,860.74
GMR Airports Netherlands B.V.	Not Applicable (100% subsidiary) (Incorporated during the current year)	Netherlands	-	-
International Airport of Heraklion, Crete, Concession SA	State of Greece and TERNA S.A. (During current year entire share sold)	Greece	-	1,567.44

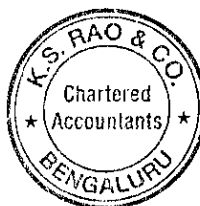

(xiii) Exposure to Real Estate Sector, both direct and indirect

Sr No.	Particulars	As at 31 March 2022	As at 31 March 2021
1	Direct Exposure - Investment Properties	-	-
2	Indirect Exposure	-	-

(xiv) Miscellaneous Disclosures:

- The company has not obtained any registration/licence/authorization from any other financial sector regulators
- There is no penalties imposed by RBI and other regulators on the basis of inspection reports
- Detail of audit qualification, impact and management comments (See Details Below)
- Maturity pattern of assets and liabilities (See Details Below)

(The space has been intentionally left blank)

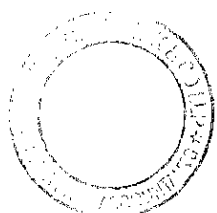


Maturity analysis of assets and liabilities as required as per Master Direction- Core Investment Companies (Reserve Bank) Directions, 2016


Particulars	As at 31 March 2022			As at 31 March 2021		
	Before 12 Months	After 12 Months	Total	Before 12 Months	After 12 Months	Total
Assets						
Financial Assets						
Cash and cash equivalents	122.03	-	122.03	12.42	-	12.42
Bank balance other than cash and cash equivalents	9.83	-	9.83	98.27	-	98.27
Trade Receivables	48.94	-	48.94	50.90	-	50.90
Loans	112.16	431.00	543.16	200.00	236.00	436.00
Investments	-	25,329.44	25,329.44	158.79	21,829.37	21,988.16
Other financial assets	63.42	-	63.42	10.03	5.84	15.87
Non-financial Assets						
Current tax assets (net)	34.10	-	34.10	28.91	-	28.91
Deferred tax assets (net)	-	107.17	107.17	-	105.96	105.96
Property, plant and equipment	-	1.42	1.42	0.67	1.04	1.71
Right of Use-Assets	-	0.91	0.91	1.05	0.92	1.97
Capital work in progress	-	.61	0.61	-	-	-
Other non- financial assets	28.49	25.80	54.29	31.99	-	31.99
Total Assets	418.97	25,896.35	26,315.32	593.03	22,179.13	22,772.16
Liabilities						
Financial Liabilities						
Trade Payables						
(i) total outstanding dues of micro enterprises and small enterprises	3.76	-	3.76	2.78	-	2.78
(ii) total outstanding dues of creditors other than micro enterprises and small enterprises	47.06	-	47.06	39.23	-	39.23
Debt Securities	1,528.34	2,105.91	3,634.25	14.62	3,045.81	3,060.43
Lease Liabilities	1.06	-	1.06	1.20	0.88	2.08
Other financial liabilities	99.03	349.73	448.76	1.93	442.86	444.79
Non Financials Liabilities						
Provisions	2.39	20.93	23.32	2.47	17.53	20.00
Deferred tax liabilities (net)	-	4,247.55	4,247.55	-	3,599.21	3,599.21
Other Non-financial Liabilities	44.04	-	44.04	12.07	-	12.07
Total Liabilities	1,725.68	6,724.12	8,449.80	74.30	7,106.29	7,180.59
Net	(1,306.71)	19,172.23	17,865.52	518.73	15,072.84	15,591.57

The Company's net working capital situation as on 31 March 2022 is Rs. (1,306.72) crores [31 March 2021: (518.73) Crore].

Detail of audit qualification and impact: The Company has issued Bonus Compulsory Convertible Preference Shares Series A, Series B, Series C and Series D (hereinafter together referred as "Bonus CCPS") to shareholders of the Company pursuant to the terms of the Shareholders' Agreement entered between the shareholders of the Company, the Company and Aéroports de Paris S.A which are being carried at face value. Basis the terms of such Bonus CCPS, the accounting treatment is not in accordance with Ind AS 109, Financial Instruments, as the liability towards these Bonus CCPS should be recognised at their fair value. Had the Company applied the appropriate accounting treatment for these Bonus CCPS, 'Other equity' would have been lower by Rs. 1,113.14 crores (31 March 2021: Rs. 1,271.34 crores), and 'Other financial liabilities' would have been higher by Rs. 1,113.14 crores as at 31 March 2022 (31 March 2021: Rs. 1,271.34 crores).



(The space has been intentionally left blank)



Management comment: During the earlier year, the Company has issued 273,516,392 non-cumulative compulsorily convertible preference shares series A each having a face value of Rs. 10 each, for an aggregate face value of Rs. 273.52 crore as per terms of Shareholders' Agreement ('SHA') dated 20 February 2020 between the Company, Aéroports de Paris S.A. ('ADP'), GMR Infrastructure Limited ('GIL'), and GMR Infra Services Limited ('GISL'). These CCPS are convertible into equity shares no later than 15 November 2024 in accordance with terms of SHA.



Further, during the previous year as part of second closing with ADP, the Company has issued Bonus CCPS series B, C and D each having a face value of Rs.10 each, for an aggregate face value of Rs.169.34 crore as per terms of the amended Shareholders agreement ('Amended SHA') dated 7 July 2020. The equity investments made by ADP in GAL pursuant to this SHA have all been intimated to and taken on record by RBI.

Bonus CCPS Series B, C and D are convertible into such number of equity shares depending on GAL achieving consolidated target EBIDTA for financial year ended 31 March 2022, 31 March 2023, and 31 March 2024, as detailed in the shareholder agreement.

Bonus Compulsory Convertible Preference Shares Series A, Series B, Series C and Series D are hereinafter together referred as 'Bonus CCPS'.

All these Bonus CCPS are convertible into the equity shares of the Company as per the terms and conditions specified in the SHA and Amended SHA. These Bonus CCPS are issued to the shareholders of the Company as Bonus Shares and are non-redeemable and can only be converted into the equity shares of the Company. The management has chosen to record these Bonus CCPS at the face value and not at fair value in accordance with Ind As 109 'Financial Instruments', owing to the fact that the difference between the fair value and face value, being Rs.1,113.14 crores is notional in nature and accordingly does not impact the Other Equity, when the final conversion into equity takes place. Considering the terms of these Bonus CCPS, once converted, the requisite adjustments will be made in the Other Equity. This would be also covered in the Boards' Report to be issued pursuant to Section 134 of the Companies Act, 2013.

(The space has been intentionally left blank)



37. Retirement and other employee benefits

Employee benefits

i) Defined Contribution Plan

Particulars	Year ended 31 March 2022	Year ended 31 March 2021
Benefits (contribution to):		
Employer's contribution to Provident & Other fund	0.23	0.53
Employer's contribution to Superannuation fund	1.31	1.20

ii) Defined Benefit Plan

Gratuity expense

Gratuity liability is a defined benefit plan which is funded through policy taken from Life Insurance Corporation of India and Liability (net of fair value of investment in LIC) is provided for on the basis of an actuarial valuation on projected unit credit method made at the end of each financial year. Every employee who has completed five years or more of service gets a gratuity on departure at 15 days' salary (based on last drawn basic salary) for each completed year of service.

The following tables summarise the components of net benefit expense recognised in the standalone statement of profit or loss/OCI and amounts recognised in the balance sheet for defined benefit plans/obligations:

Net employee benefit expense (recognized in Employee Cost) for the year ended 31 March 2022:

Particulars	Year ended 31 March 2022	Year ended 31 March 2021
Current Service Cost	0.40	0.38
Interest Cost	0.09	0.08
Past Service Cost	-	-
Net benefit expense	0.49	0.46

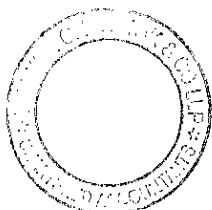
Amount recognised in Other Comprehensive Income (OCI) for the year ended 31 March 2022

Particulars	Year ended 31 March 2022	Year ended 31 March 2021
Actuarial loss due to DBO experience (A)	(0.14)	(0.22)
Actuarial (gain)/loss due to DBO financial assumption changes (B)	(0.09)	0.00
Actuarial (gain)/loss arising during the year (C = A + B)	(0.23)	(0.22)
Return on plan assets (greater)/less than discount rate (D)	(0.04)	0.01
Actuarial (gain)/loss recognized in OCI (E= C + D)	(0.27)	(0.21)

Balance Sheet

Particulars	As at 31 March 2022	As at 31 March 2021
Defined benefit obligation	(5.11)	(4.74)
Fair value of plan assets	3.75	3.36
Benefit liability	(1.36)	(1.38)

(The space has been intentionally left blank)



GMR Airports Limited

CIN U65999HR1992PLC101718

Notes forming part of the Standalone Financial Statements for the year ended 31 March 2022

(All amount in Rupees crores unless stated otherwise)

Changes in the present value of the defined benefit obligation are as follows:

Particulars	As at 31 March 2022	As at 31 March 2021
Opening defined benefit obligation	4.74	4.39
Interest cost	0.32	0.29
Current service cost	0.40	0.38
Past service cost	-	-
Acquisition cost	(0.05)	0.02
Benefits paid (including transfer)	(0.07)	(0.12)
Actuarial losses/(gain) on obligation	(0.23)	(0.22)
Closing defined benefit obligation	5.11	4.74

Changes in the fair value of plan assets are as follows:

Particulars	As at 31 March 2022	As at 31 March 2021
Opening fair value of plan assets	3.36	3.26
Acquisition adjustment	0.14	0.00
Contributions by employer	0.05	0.01
Benefits paid (including transfer)	(0.07)	(0.12)
Interest income on plan assets	0.23	0.22
Return on plan assets greater/(lesser) than discount rate	0.04	(0.01)
Closing fair value of plan assets	3.75	3.36

The Company has contributed Rs. 0.02 crore to gratuity fund during the year ended on 31 March 2022 (31 March 2021: Rs. 0.01 crore)

The major category of plan assets as a percentage of the fair value of total plan assets is as follows:



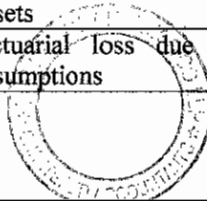
Particulars	As at 31 March 2022	As at 31 March 2021
	(%)	(%)
Investments with Insurer Managed Funds	100%	100%

Expected benefit payment for the year ended;

Particulars	Amount
31 March 2023	0.97
31 March 2024	0.67
31 March 2025	0.58
31 March 2026	0.31
31 March 2027	0.58
31 March 2028 to 31 March 2032	3.06

Experience adjustments for the current and previous four years are as follows:

Particulars	As at 31 March 2022	As at 31 March 2021	As at 31 March 2020	As at 31 March 2019	As at 31 March 2018
Defined benefit obligation	(5.11)	(4.74)	(4.39)	(3.75)	(4.36)
Plan assets	3.75	3.36	3.26	3.29	3.55
Funded status	(1.36)	(1.38)	(1.13)	(0.46)	(0.81)
Experience (gain) / loss adjustment on plan liabilities	(0.14)	(0.22)	1.65	0.60	(0.08)
Experience (gain) / loss adjustment on plan assets	(0.00)	(0.01)	1.42	0.05	0.01
Actuarial loss due to change in financial assumptions	(0.00)	-	-	-	0.12



The principal assumptions used in determining gratuity obligation for the Company's plans are shown below:

Particulars	As at 31 March 2022	As at 31 March 2021
Discount rate (in %)	7.10%	6.80%
Salary Escalation (in %)	6.00%	6.00%
Expected rate of return on assets	7.30%	8.00%
Attrition rate (in %)	5.00%	5.00%

A quantitative sensitivity analysis for significant assumption as at 31 March 2022 is as shown below:

Assumptions	As at 31 March 2022	As at 31 March 2021
	Discount rate	
Sensitivity Level	1%	1%
Impact on defined benefit obligation due to increase	(0.27)	(0.27)
Impact on defined benefit obligation due to decrease	0.30	0.31

Assumptions	As at 31 March 2022	As at 31 March 2021
	Future Salary Increase	
Sensitivity Level	1%	1%
Impact on defined benefit obligation due to increase	0.16	0.19
Impact on defined benefit obligation due to decrease	(0.17)	(0.19)

Assumptions	As at 31 March 2022	As at 31 March 2021
	Attrition rate	
Sensitivity Level	1%	1%
Impact on defined benefit obligation due to increase	0.05	0.04
Impact on defined benefit obligation due to decrease	(0.05)	(0.04)

The sensitivity analysis above have been determined based on a method that extrapolates the impact on defined benefit obligation as a result of reasonable changes in key assumptions occurring at the end of the reporting period. The average duration of the defined benefit plan obligation at the end of the reporting period is 10 years (March 31, 2021:10 years).

(The space has been intentionally left blank)



38. Commitments and Contingencies

(i) Capital and Other Commitments:

(a) Capital commitments outstanding as at 31 March 2022 is Rs. 1.16 crores (31 March 2021: Nil).

(b) Other commitments

i. Bank fixed deposits of Rs. 9.66 crores (31 March 2021: Rs. 4.91 crores) have been pledged as cash margin with IDFC Bank. During the year ended 31 March 2021, the company provided pledge against fixed deposits of Rs. 6.36 crores due to additional performance and bid security provided for GMR Goa International Airport Limited (GGIAL) Cargo Bid Security and GGIAL Non-Aero, ESR GMR Logistics Park Private Limited (EGLPPL) Performance bank guarantee, GLPPL Advance Bank Guarantee, Midan Airport SBLC, DIAL, GMR Visakhapatnam International Airport Limited for Cargo and GGIAL Cargo and DIAM BME.

During the year ended 31 March 2022, pledge against Bank FD of Rs. 1.61 crores has been released subsequent to release of guarantee in respect of GGIAL Cargo Bid Bond and Medan SBLC.

ii. Bank Fixed deposits of Rs. 91.06 crores have been pledged as cash margin with HSBC bank during the year ended 31 March 2021 against counter indemnity of Euro 10.53 million (100% cash margin).

Margin Money of 91.06 crores has been released in the month of March 2022 post cancellation of counter indemnity of Euro 10.53 million.

iii. As on 31 March 2022, there is no surveillance fee payable by company to CARE However, company is required to pay Rs. 0.43 crores plus taxes to CARE as annual surveillance fee for FY 2022-23 which shall be due in the month of November 22 and February 2023.

As at 31 March 2021, the Company was required to pay Rs. 0.38 crores plus taxes to CARE as annual surveillance fee each year (31 March 2020: Rs 0.26 crore) for its rating in relation to Bond issue.

iv. Company has separately executed Sponsor support Agreement in favour of lenders of GMR Goa International Airport Limited ("GGIAL") for securing debt facility of GGIAL, with following undertakings:-

a) The Company is required to infuse equity of Rs. 657.00 crore in GGIAL as per the sponsor support agreement. GGIAL is expecting Rs. 438.00 crore as deposit from concessioners and the Company is committed to provide support in case of any shortfall in receipt of deposits. As on 31 March 2022, Company has infused equity of Rs. 600.50 crore.



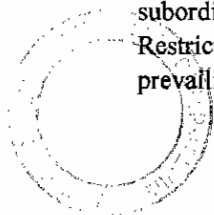
b) Company undertakes to meet any shortfall in debt servicing up to 2 years of the actual Commencement of Development ('COD') and thereafter lenders shall review the requirement for continuation of such undertaking 3 months prior to the date of expiry of the undertaking. If based on the review, the Company may be required to extend the undertaking for additional period of 2 years, then it shall do so within a period of 15 days of such review else the entire rupee term loan becomes payable by the Company (sponsors) and the borrowers, i.e., GGIAL on a joint & several basis. As at 31 March 2022, Development has not yet been completed.

c) To bring (either on its own or through third parties) funds to meet the differential between the Termination Payment received as per the provisions of the Concession Agreement in the event of termination and outstanding debt, with respect to the Lenders under the Financing Documents.

d) To retain Management Control of the borrower company (GGIAL) during the tenure of the Facility. The Company, being the sponsor shall, directly or indirectly, maintain a shareholding of not Less than 51% of the equity shares of the GGIAL during the tenor of the Facility.

e) To fund any increase in Project Cost through equity/unsecured loans; if any.

f) Any unsecured loans of the GGIAL from Promoter/Company/ GMR Group Company Concerns shall be subordinate, and any interest or principal payment will not be paid during the tenor of the Facility unless the Restricted Payment Test is satisfied. Subordinate debt should carry ROI which shall be lower than the prevailing ROI for the term loan.



- g) In the event of invocation of Performance Bank Guarantee of Rs. 62.00 crore Company to infuse funds to that extent.
- h) To keep minimum of 23% of the equity stake of the GGIAL free of any encumbrance/negative lien.
- v. The Company has committed to provide financial support to GMR Airports International B.V (subsidiary of GAL) as and when required for a period less than 12 months.
- vi. The Company has committed to provide financial and other support, if necessary, to GMR Airports (Singapore) Pte Limited (a subsidiary of GMR Airports International B.V, which is subsidiary of the company) to enable the Company to operate as a going concern and to meets its obligation as and when they fall due.
- vii. GAL and GAIBV executed the Second Amendment Agreement and other finance documents, as required to accede to the terms and conditions of the Initial Omnibus Agreement in order to assume the obligations of GISPL and GIL, for GAL as Sponsor, and for GAIBV as Sponsor and Assignor and Share Security Grantor.

(ii) **Contingent Liabilities not provided for**

Guarantees excluding financial guarantees


- a) The Company has given corporate guarantee in favour of Airports Authority of India to Punjab National Bank for issuing counter guarantee of Rs. 300.00 crores (31 March 2021: Rs. 300.00 Crores) in respect of Delhi International Airport Limited (formerly known as Delhi International Airport Private Limited).

b)

- o The Company has given Performance Bond Security in favour of Andhra Pradesh Airports Development Corporation Limited of Rs. 46.00 crore (31 March 2021: 46.00 crore) to Meet concession requirement for Bhogapuram Airport.
- o The Company has given performance security in favour of CEO, Additional skill acquisition programme, Higher Education Department, Government of Kerala of Rs. 0.05 Crore (31 March 2021: 0.05 crore) to additional skill acquisition programme, as a pre-condition to hand over the civil infrastructure of the transit campus of the community skill park, Kerala.
- o The Company has given security deposit in the form of Bank guarantee of Rs. 3.00 Crore (31 March 2021: 3.00 crore) in favour of Kannur International Airport Limited (Authority) for commencement of operations as per provisions mentioned in tripartite agreement.
- o During the previous year ended 31 March 2021, the Company has given counter indemnity in the form of Bank Guarantee of Euro 10.53 Million issued by HSBC Bank in favour of Ministry of Infrastructure and Transport (First Beneficiary) and Heraklion Crete International Airport Concession Societe Anonyme (Second Beneficiary) as per the provision mentioned in Concession agreement

Counter Guarantee of Euro 10.53 Million has been released by bank in the month of March'2022 post receipt of discharge request by Beneficiary Authority.

- o During the year ended 31 March 2022, the Company has given bid security of Rs. 0.60 crore in favour of GMR Goa International Airport Limited (GGIAL) for bidding of cargo terminal facilities and services for MOPA Airport. The abovementioned bid security has been expired on 15 December 2021 and cancelled by the bank in the month of January 2022 post receipt of discharge request from GGIAL (Beneficiary) by bank.).
- o During the year ended 31 March 2022, the Company has given performance bank guarantee of Rs. 8.55 crores in favour of ESR GMR Logistics Park Private Limited (EGLPPL) as part of design and build contract awarded to the company (GAL) by GLPPL.
- o During the year ended 31 March 2022, the Company has given Advance bank guarantee of Rs. 17.09 crores in favour of ESR GMR Logistics Park Private Limited. (EGLPPL) as part of design and build contract awarded to company (GAL) by GLPPL.




- During the year ended 31 March 2022, the Company has given performance bank guarantee of Rs. 0.04 crore in favour of Delhi international airport limited in respect of the contract granted for providing technical trainings.
 - During the year ended 31 March 2022, the Company has provided bank guarantee of Rs. 0.05 crore in favour of GMR Vishakhapatnam International Airport Limited (GVIAL) for GVIAL Cargo business bidding requirement.
 - During the year ended 31 March 2022, Value of performance bank guarantee (PBG) is amended by bank from Rs. 5.00 crores to 10.00 crores post submission of amendment request by company in the month of February 2022. Hence, now value of PBG is 10.00 crores.
 - During the year ended 31 March 2022, the Company has given performance security of Rs. 1.00 crore in favour of GMR Goa International Airport Limited (GGIAL) pursuant to request for proposal (RFP) of cargo terminal facilities and services for MOPA Airport.
 - During the year ended 31 March 2021, the Company has given Standby Letter of Credit (SBLC) of 25.00 Billion Indonesian Rupiah issued by JP Morgan Chase Bank NA , Jakarta, Indonesia in favour of PT Angkasa Pura II (Authority) in form of Bid security for bidding of Kualanamu International airport Project. Further, said SBLC is backed by a counter guarantee of USD 2.215 Mn issued by IDFC First bank in favour of JPM chase Bank NA
- During the year ended 31 March 2022, SBLC is cancelled by bank post receipt of discharge request from Beneficiary Authority and company.
- During the year ended 31 March 2022, GADL (a wholly owned subsidiary of GAL) has given performance bank guarantee of Rs. 10.00 crores in favour of Delhi International Airport Limited pursuant to award of concession to finance, Install, operate, manage and maintain BM Equipment at IGI Airport, Delhi. This bank guarantee is issued from Non- Fund based limits sanctioned to GMR Airports Limited by IDFC First bank.
 - During the year ended 31 March 2022, the Company has furnished Corporate guarantee in favour of National Bank of Greece ("NBG") on behalf of GMR Greece for an amount up to Euro 79.00 Million . The Corporate guarantee has been issued as per terms of NBG facility.

- c) There are numerous interpretative issues relating to the Supreme Court (SC) judgement on Provident Fund dated 28 February 2019. As a matter of caution, the Company has made a provision on a prospective basis from the date of the SC order. The Company will update its provision, on receiving further clarity on the subject.
- d) The following long term investments have been pledged by the Company towards borrowing of the Group Companies:

Company Name	As at 31 March 2022		As at 31 March 2021	
	No. of equity Shares	Amount (Rs in crore)	No. of equity shares	Amount (Rs in crore)
Delhi Duty Free Services Private Limited	95,36,800	66.66	95,36,800	66.66
GMR Goa International Airport Limited	306,255,000	306.25	18,38,55,000	183.86
Delhi Airport Parking Services Private Limited	39,49,497	24.22	55,78,297	34.21

Income tax matters

- a) Company had received an order under section 143(3) for the Assessment year 2014-2015 relating to disallowance under section 14A with respect to expenditure incurred for earning the exempted income amounting to Rs. 6.77 crores. The Company filed an appeal before CIT (appeals) against the said order but same has been dismissed by CIT (appeals). The Company has further filed appeal in ITAT against said order which has been allowed in the favour of the Company during the previous financial year and the Company has received the refund of Rs. 2.71 crores. The Company has filed an appeal before CIT(A) against order giving effect to ITAT order under section 254 for incorrect calculation of disallowance under section 14A and short grant of refund and interest.



- b) The Company has received assessment order passed by Assessing Officer (the AO) wherein the AO has made disallowances for AY 2016-17 amounting to Rs. 54.80 crores which consist of disallowance of Rs. 33.96 crores. under section 36(1)(iii) on axis bank term loan of Rs. 380.00 crores.; addition of Rs. 18.70 crores under section 14A by applying Rule 8D; disallowance of deduction under section 80G of CSR Expenses amounting to Rs. 0.84 crores.; addition of Rs. 1.3 crores. under section 37 of the Income Tax Act, 1961 for expenses pertaining to fund raising activities. The Company has filed an appeal before CIT (appeals) against the said order.
- c) The Company has received assessment order passed by Assessing Officer (the AO) wherein the AO has made disallowances for AY 2017-18 amounting to Rs. 60.31 crores which consist of disallowance of Rs. 38.49 crores under section 36(1)(iii) on term loan of Rs. 380.00 crores and addition of Rs. 21.82 crores under section 14A by applying Rule 8D. The Company has filed an appeal before CIT (appeals) against the said order.
- d) The Company has received assessment order passed by Assessing Officer (the AO) dated 12 July 2021 wherein the AO has made disallowances for AY 2018-19 amounting to Rs. 62.47 crores which consist of disallowance of Rs. 39.43 crores under section 36(1)(iii) on term loan of Rs. 380.00 crores and addition of Rs. 22.66 crores under section 14A by applying Rule 8D' disallowance of deduction under section 80G of CSR Expenses amounting to Rs. 0.38 crores. The Company has filed an appeal before Commissioner of Income Tax (Appeals) against the assessment order.

Based on the internal Assessment, the management is of the view that there is no requirement of any provision to be made in the Standalone Financial Statements in respect of the aforementioned matters.

Other Matters

- a) During the previous year, the Company is in receipt of demand-cum-Show Cause Notice No. 49/2020-21 Dated 23 September 2020 bearing C. No. 1-26(494)/CT/Adt-II/C-16/G-24/AMR-628/GMR Airport/149/19-20/2509, wherein a demand of service tax has been proposed amounting to Rs. 4.19 crores along with interest and penalty, on account of non-payment of service tax on Corporate Guarantees given to subsidiaries, group companies or joint venture companies. The show cause notice pertains to the period from April 2014 to June 2017 i.e. covering three years and a quarter of the FY 2017-18.

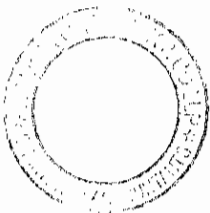
Based on the legal opinion, The company has filed the reply to the SCN on 13 January 2021 and the Order is yet to be passed by the adjudicating authority.

- b) During the previous year, the Company is in receipt of Notice GST ASMT-10 reference No. ZD070121016464X Dated 21 January 2021 for the FY 2018-19 and GST ASMT-I0 reference No. ZD0703210158000 Dated 15 March 2021 for the FY 2019-20 wherein a demand of GST tax has been proposed amounting to Rs. 0.02 crores and Rs. 0.62 crores for the FY 2018-19 and FY 2019-20 respectively along with interest, on account of GST ITC difference in GSTR-2A and GSTR-3B.

The Company has filed the reply to the notices on 5 February 2021 and 5 April 2021 for FY 2018-19 and FY 2019-20 respectively with the Assistant Commissioner and no further communication has been received in the matter by the Company from the authority.

- c) During the previous year, the Company is in receipt of Notice GST ASMT-10 reference No. ZD071021012319Z dated 21 October 2021 for the FY 2020-21, wherein a demand of GST has been proposed amounting to Rs.0.39 crore along with interest, on account of GST ITC difference in GSTR-2A and GSTR-3B. The Company has filed the reply to the aforesaid notice on 17 November 2021, with the Assistant Commissioner and no further communication has been received in the matter by the Company from the authority.

Based on the internal Assessment, the management is of the view that there is no requirement of any provision to be made in the Standalone Financial Statements in respect of the aforementioned matters.





(The space has been intentionally left blank)



39. Related party disclosures



1. Names of Related parties and description of relationship:

Ultimate Holding Company	GMR Enterprises Private Limited (formerly known as GMR Holding Private Limited) (GEPL)
Immediate Holding Company	GMR Infrastructure Limited (GIL)
Subsidiaries and step-down subsidiaries	Delhi International Airport Limited Delhi Aerotropolis Private Limited ^{1&11} GMR Airport Developers Limited GADL (Mauritius) Limited ^{2&13} GMR Airports (Mauritius) Ltd. ²⁴ GMR Goa International Airport Limited GMR Hyderabad International Airport Limited GMR Aero Technic Limited ³ GMR Air Cargo and Aerospace Engineering Private Limited ³ GMR Hospitality and Retail Limited (formerly known as GMR Hotels And Resorts Limited) ³ GMR Hyderabad Aerotropolis Limited ^{3&16} GMR Hyderabad Airport Power Distribution Limited ^{3 & 12} GMR Hyderabad Aviation SEZ Limited ⁵ GMR Airports International B.V Delhi Airport Parking Services Private Limited ^{1&6} GMR Airports (Singapore) Pte Limited ⁵ (Incorporated on 24 July 2019.) GMR Nagpur International Airport Limited GMR Kannur Duty Free Services Limited GMR Viskhapatnam International Airport Limited (became subsidiary w.e.f. 19 May 2020) GMR Airport Greece Single Member SA ⁵ GMR Hyderabad Airport Assets Limited (became subsidiary w.e.f. 25 November 2020) ^{3&16} GMR Airports Netherlands B.V. ²²
Joint Venture Company	International Airport Of Heraklion, Crete, Concession SA ^{5&25} Delhi Duty Free Services Private Limited ^{1&7} GMR Megawide Cebu Airport Corporation ³ Delhi Aviation Fuel Facility Pvt. Ltd. ¹ Laqshya Hyderabad Airport Media Pvt. Ltd. ³ Delhi Aviation Services Private Limited ¹ GMR Bajoli Holi Hydropower private Limited ¹ Mactan Travel Retail Group Corporation ^{8&9} SSP Mactan Cebu Corporation ^{8&9} ESR GMR Logistics Park Private Limited ²³ GMR Megawide Construction JV
Associate Company	Travel Food Services (Delhi Terminal 3) Private Limited ¹ TIM Delhi Airport Advertisement Private Limited ¹ Celebi Delhi Cargo Terminal Management India Private Limited ¹ Digi Yatra Foundation ¹
Fellow Subsidiaries (including subsidiaries companies of the ultimate holding Company (where transactions have taken place)	GMR Aviation Private Limited Raxa Security Services Limited Grandhi Enterprises Private Limited GMR Corporate Affairs Private Ltd. GMR Aero-Structure Services Limited GMR Infra Developers Limited GMR Business Process and Services Private Limited




Shareholder's having substantial interest/enterprises having significant influences	GMR Infra Services Limited (Formerly known as GMR SEZ Infra Services Limited) Aeroports de Paris S.A
Private Company in which a director or manager or his relatives is a director or member	JSW GMR Cricket Private Limited (formerly known as GMR Sports Private Limited)
Enterprise owned or significantly influenced by key management personnel or their relatives	GMR Family Fund Trust GMR Varalakshmi Foundation
Key management personnel	Mr. G. M. Rao (Chairman) Mr. GBS Raju (Vice Chairman) Mr. I. Prabhakar Rao (Executive Director) Mr. Grandhi Kiran Kumar (Joint Managing Director and CEO) Mr. Srinivas Bommidala (Joint Managing Director) Mr. N.C. Sarabeswaran (Independent Director) ¹⁹ Mr. R.S.S.L.N. Bhaskarudu (Independent Director) ¹⁹ Mrs. Siva Kameswari Vissa ((Independent Director) Mr. G.R.K Babu (Chief Financial officer) Mrs. Deepanjali Gulati (Company Secretary) ¹⁴ Mr. Saurabh Jain (Company Secretary) ¹⁵ Mr. K. Narayana Rao (Director) ¹⁸ Mr. Gratién Geoges Lucien Maire (Director) ⁴ Mr. Olivier Pierre Guichard (Director) ⁴ Mr. Augustin de Romanet de Beaune (Non-Executive Director) ¹⁰ Mr. Philippe Pascal (Non-Executive Director) ¹⁰ Mr. Xavier Hurstel (Non-Executive Director) ¹⁰ Mr. Fernando Echegaray Del Pozo (Non-Executive Director) ¹⁷ Mr. Subba Rao Amarthaluru (Independent Director) ¹⁹ Mr. Sushil Kumar Dudeja (Company Secretary) ²⁰ Mr. Alexandre Guillaume Roger Ziegler (Independent Director) ²¹ Mr. Antoine Roger Bernard Crombez (Executive Director and Deputy CEO) ²¹

1. Step down subsidiary/joint venture/associate of Delhi International Airport Limited
2. Step down subsidiary of GMR Airport Developers Limited
3. Step down subsidiary/joint venture of GMR Hyderabad International Airport Limited
4. Mr. Gratién Geoges Lucien Maire and Mr. Olivier Pierre Guichard has been resigned from directorship w.e.f 24 February 2021.
5. Step down subsidiary/joint venture of GMR Airports International B.V.
6. GMR Airports Limited holds 40.1% shares
7. GMR Airports Limited holds 17.03% shares
8. Step down joint venture of GMR Megawide Cebu Airport Corporation
9. GMR Airports International B.V holds 8.34% shares
10. Mr. Augustin de Romanet de Beaune, Mr. Philippe Pascal and Mr. Xavier Hurstel has been appointed as director w.e.f 05 February 2021.
11. An application was made on 11 August 2020 with the Registrar of company (ROC), Delhi seeking its approval for removal of name of the Company from the Register of companies, being maintained by the ROC which has been subsequently received on 09 December 2021. Accordingly, company name is strike off w.e.f. 09 December 2021.
12. Dissolution of GMR Hyderabad Airport Power Distribution limited, w.e.f 13 March 2021, consequent to striking off of the Companies name by ROC – Telangana.
13. Ceased to be subsidiary of GAL w.e.f 25 December 2020, pursuant to dissolution order approved by the Mauritius Government through its publication in its official Gazette under General Notice no:72 of 2021.
14. Mrs. Deepanjali Gulati has resigned w.e.f 31 July 2020.
15. Mr. Saurabh Jain has been appointed as company secretary w.e.f 01 August 2020 and has resigned w.e.f 26 February 2021.


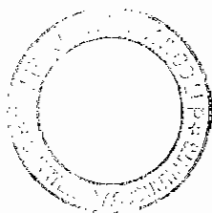


16. The Regional Director, South-East Region, Ministry of Corporate Affairs, Hyderabad (Regional Director), vide its Confirmation Order dated 18 June 2021, approved the Scheme of Arrangement between GMR Hyderabad Aerotropolis Limited (Demerged Company) and GMR Hyderabad Airport Assets Limited (Resulting Company), envisaging the demerger of "Rent Yielding Warehousing Businesses" of the Demerged Company into the Resulting Company, with appointed date as 01 April 2021
17. Mr. Fernando Echegaray Del Pozo has been appointed as non-executive director w.e.f 28 May 2021
18. Mr. K. Narayana Rao has been resigned from directorship w.e.f 25 August 2021.
19. Mr. R.S.S.L.N. Bhaskarudu & Mr. N.C. Sarabeswaran ceased to be director w.e.f 18 September 2021 and Mr. Subba Rao Amarthaluru has been appointed as Independent director (Non-executive) w.e.f 19 September 2021
20. Mr. Sushil Kumar Dudeja has been appointed as company secretary w.e.f 25 August 2021.
21. Mr. Alexandre Guillaume Roger Ziegler has been appointed as independent director and Mr. Antoine Roger Bernard Crombez has been appointed as executive director and deputy CEO w.e.f. 03 November 2021.
22. Incorporated on 17 December 2021 and 100% subsidiary of GAIBV.
23. GMR Hyderabad Aerotropolis Limited holds 30% shareholding.
24. During the year the Company has filed for winding up.
25. During the year, the Company has sold its entire shareholding to GMR Airport Greece Single Member S.A.



(The space has been intentionally left blank)




GMR Airports Limited		
CIN: U65999HR1992PLC101718		
Notes forming part of the Standalone Financial Statements for the year ended 31 March 2022		
(All amount in Rupees crores unless stated otherwise)		
Details of transactions existing with related parties during the year ended 31 March 2022 along with balances as at year end:		
A. Transactions during the year	Year ended 31 March 2022	Year ended 31 March 2021
Interest Income		
GMR Infrastructure Limited	2.05	25.39
GMR Airports International BV	198.08	183.53
GMR Aerostructure Service Limited	21.60	4.43
Kakinada Sez Limited	-	25.52
GMR Power And Urban Infra Limited	53.62	-
Income from Aviation academy		
GMR Hyderabad International Airport Limited	0.12	0.58
GMR Airport Developers Limited	0.04	-
Delhi International Airport Limited	0.49	0.36
GMR Air Cargo and Aerospace Engineering Private Limited	0.46	-
Celebi Delhi Cargo Terminal Management India Private Limited	0.05	-
Dividend Income		
GMR Airport Developers Limited	10.20	10.20
Delhi Duty Free Services Private Limited	8.17	-
Consultancy Income		
GMR Hospitality and Retail Limited	2.28	3.51
GMR Air Cargo and Aerospace Engineering Private Limited	7.31	6.63
Delhi Airport Parking Services Private Ltd	7.26	6.60
Delhi Duty Free Services Private Limited	10.00	-
TIM Delhi Airport Adv Pvt Ltd.	9.37	2.70
GMR Hyderabad Aviation SEZ Limited	1.65	-
GMR Airport Developers Limited	-	5.00
GMR Kannur Duty Free Services Limited	0.28	-
Other Income		
GMR Airport Developers Limited (Financial Guarantee)	-	0.07
Grandhi Enterprises Private Limited (Security Deposit)	0.01	0.11
GMR Goa International Airport Limited	0.07	-
GMR Goa International Airport Limited (Reversal of Provision created in previous year)	2.23	-
GMR Airport Greece Single Member S.A	1.91	-





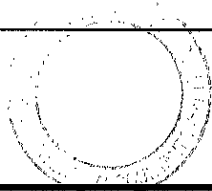
GMR Airports Limited		
CIN: U65999HR1992PLC101718		
Notes forming part of the Standalone Financial Statements for the year ended 31 March 2022		
(All amount in Rupees crores unless stated otherwise)		
Details of transactions existing with related parties during the year ended 31 March 2022 along with balances as at year end:		
A. Transactions during the year	Year ended 31 March 2022	Year ended 31 March 2021
Engineering, Procurement and Construction (EPC):		
ESR GMR logistics Park Private Limited	112.01	-
Cost Allocation		
GMR Hyderabad International Airport Limited	19.45	14.82
Delhi International Airport Limited	39.84	35.61
Other expenses		
Rent expenses		
Delhi International Airport Limited	2.90	2.37
Grandhi Enterprises Private Limited	0.83	1.79
GMR Business Process And Services Private Limited	0.15	0.15
GMR Hyderabad Aerotropolis Limited	0.15	-
Legal and professional fees		
Raxa Security Services Limited	2.24	1.60
GMR Infrastructure Limited	2.99	4.18
Logo fees		
GMR Enterprises Private Limited	1.68	1.05
Travelling and conveyance		
GMR Aviation Private Limited	-	1.04
GMR Hyderabad International Airport Limited	0.02	0.02
Delhi International Airport Limited	-	0.01
Training expenses		
Delhi International Airport Limited	0.11	-
Raxa Security Services Limited	-	0.00
Electricity and water charges		
Delhi International Airport Limited	0.00	0.00
Repair & Maintenance Expenses others		
Delhi International Airport Limited	0.32	0.24
Communication Expenses		
Delhi International Airport Limited	-	0.00



GMR Airports Limited		
CIN: U65999HR1992PLC101718		
Notes forming part of the Standalone Financial Statements for the year ended 31 March 2022		
(All amount in Rupees crores unless stated otherwise)		
Details of transactions existing with related parties during the year ended 31 March 2022 along with balances as at year end:		
A. Transactions during the year	Year ended 31 March 2022	Year ended 31 March 2021
Interest on Lease Liability		
Delhi International Airport Limited	0.15	0.14
Grandhi Enterprises Private Limited	-	0.10
Depreciation (Lease)		
Delhi International Airport Limited	0.89	0.86
Grandhi Enterprises Private Limited	0.14	1.64
Miscellaneous expenses		
GMR League Games Private Limited	-	0.00
GMR Hospitality and Retail Limited	-	0.15
GMR Goa International Airport Limited	0.05	-
GMR Vishakhapatnam International Airport Limited	0.01	-
Bid Management fee		
GMR Goa International Airport Limited	2.00	0.05
Reimbursement of expenses		
Delhi International Airport Limited	0.24	0.16
GMR Infrastructure Limited	-	0.00
Travel Food Services (Delhi Terminal 3) Private Limited	-	0.09
Delhi Duty Free Services Private Limited	-	0.29
Celebi Delhi Cargo Terminal Management India Private Limited	-	0.25
GMR Airports (Singapore) PTE. Limited	2.77	-
Recovery of expenses		
GMR Kannur Duty Free Service Limited	0.03	-
GMR Visakhapatnam International Airport Limited	0.97	0.10
International Airport of Heraklion, Crete, Concession SA	4.87	-
GMR Nagpur International Airport Limited	0.10	-
Bad debts write off		
GMR Goa International Airport Limited	0.07	-
Remuneration to key managerial personnel		
Salary, bonus and contribution to PF		
Mr. Grandhi Kiran Kumar	5.68	2.15
Mr. Srinivas Bommidala	5.38	2.10
Mr. Indana Prabhakar Rao	1.47	0.82
Mr. Antoine Crombez	2.64	-

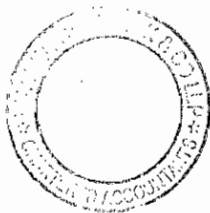


GMR Airports Limited		
CIN: U65999HR1992PLC101718		
Notes forming part of the Standalone Financial Statements for the year ended 31 March 2022		
(All amount in Rupees crores unless stated otherwise)		
Details of transactions existing with related parties during the year ended 31 March 2022 along with balances as at year end:		
A. Transactions during the year	Year ended 31 March 2022	Year ended 31 March 2021
Director sitting fees		
Mr. N.C. Sarabeswaran	0.03	0.06
Mr. R.S.S.L.N. Bhaskarudu	0.03	0.06
Mrs.Siva Kameswari Vissa	0.05	0.06
Mr. Grandhi Buchisanyasi Raju	0.01	0.02
Mr. Grandhi Mallikarjuna Rao	0.01	0.02
Mr. Subba Rao Amarthaluru	0.02	-
Mr. Alexandre Ziegler	0.01	-
Loan given to		
GMR Infrastructure Limited	100.00	416.00
Gmr Power & Urban Infra Limited	230.00	-
GMR Aerostructure Service Limited	165.00	220.00
Loan refunded by:		
GMR Aero-structure Service Limited	200.00	-
Kakinada SEZ Limited	-	425.00
GMR Power & Urban Infra Limited	200.00	-
GMR Infrastructure Limited	-	200.00
Security Deposit (Given)		
Delhi International Airport Limited	0.01	0.01
GMR Goa International Airport Limited	2.14	-
Prepaid Expenses		
GMR Goa International Airport Limited	12.72	-
Unearned Revenue		
Delhi Duty Free Services Private Limited	7.86	-
Non-current investment in subsidiary company (including issue of shares against Share Application Money given in previous period)		
GMR Goa International Airport Limited	216.00	189.00
GMR Kannur Duty Free Services Limited	3.15	0.99
GMR Visakhapatnam International Airport Limited	27.25	4.50
GMR Airports International B.V (Netherland)	220.13	-
GMR Airports Netherlands B.V	0.08	-
Investment in Share Application Money		
GMR Visakhapatnam International Airport Limited	-	4.50


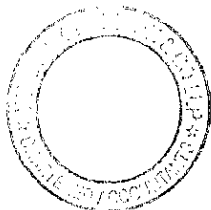


GMR Airports Limited		
CIN: U65999HR1992PLC101718		
Notes forming part of the Standalone Financial Statements for the year ended 31 March 2022		
(All amount in Rupees crores unless stated otherwise)		
Details of transactions existing with related parties during the year ended 31 March 2022 along with balances as at year end:		
A. Transactions during the year	Year ended 31 March 2022	Year ended 31 March 2021
Non- current investment in joint venture company		
International Airport of Heraklion, Crete, Concession SA	-	14.04
Sale of Non- current investment in joint venture company		
GMR Airport Greece Single Member S.A	251.17	-
Issue of B, C & D Bonus CCPS		
GMR Infrastructure Limited	-	259.48
GMR Infra Developer Limited	-	1.38
Provision for doubtful debts (including non-trade receivables)		
Delhi International Airport Limited	-	0.02
GMR Hyderabad International Airport Limited	-	0.00
GMR Infrastructure Limited	-	0.08
GMR Goa International Airport Limited	-	2.23
Provision for doubtful advances		
GMR Infrastructure Limited	0.40	-
Gmr Power & Urban Infra Limited	0.12	-
GMR Aerostructure Services Limited	0.66	0.04
Provision on Optionally Convertible Debentures		
GMR Airports International B.V	1.13	0.44
Infusion of Equity (including Security Premium):		
Aeroports de Paris S.A.	-	1,000.00

(The space has been intentionally left blank)



GMR Airports Limited		
CIN: U65999HR1992PLC101718		
Notes forming part of the Standalone Financial Statements for the year ended 31 March 2022		
(All amount in Rupees crores unless stated otherwise)		
B. Balance outstanding as at year end	As at 31 March 2022 (Rs. crores)	As at 31 March 2021 (Rs. crores)
Investment in subsidiary		
GMR Airport Developers Limited	503.38	297.39
GMR Hyderabad International Airport Limited	8,431.29	6,809.80
Delhi International Airport Limited	11,599.45	10,781.00
GMR Goa International Airport Limited	750.30	533.90
GMR Airports (Mauritius) Limited	0.90	0.90
Delhi Airport Parking Services Private Limited	264.07	223.60
GMR Airports International B.V	222.73	8.20
GMR Nagpur International Airport Limited	0.01	0.01
GMR Kannur Duty Free Services Limited	4.54	1.00
GMR Vishakhapatnam International Airport Limited	31.30	4.50
GMR Airports Netherlands B.V	0.08	-
Investment on fair valuation of Financial Guarantee		
GMR Airport Developers Limited	1.02	1.02
Investment in joint venture company		
International Airport of Heraklion, Crete, Concession SA	-	221.30
Delhi Duty Free Services Private Limited	1,069.81	778.10
Investment in Share Application Money		
GMR Vishakhapatnam International Airport Limited	-	4.50
GMR Kannur Duty Free Service Limited	-	-
Trade receivables		
GMR Hospitality and Retail Limited	-	1.03
GMR Air Cargo and Aerospace Engineering Private Limited	1.26	0.67
Delhi Airport Parking Services Private Limited	2.14	1.95
GMR Hyderabad International Airport Limited	0.13	0.19
Delhi International Airport Limited	0.23	0.60
Tim Delhi Airport Advertising Private Limited	-	3.13
ESR GMR Logistics Park Private Limited	20.93	-
GMR Aerostructure Services Limited	-	0.13
Celebi Delhi Cargo Terminal Management India Private Limited	0.02	-
GMR Airport Developers Limited	0.00	-
Delhi Duty Free Services Private Limited	4.43	-
Retention money receivable- Engineering, Procurement and Construction (EPC)		
ESR GMR Logistics Park Private Limited	3.67	-




GMR Airports Limited

CIN: U65999HR1992PLC101718

Notes forming part of the Standalone Financial Statements for the year ended 31 March 2022

(All amount in Rupees crores unless stated otherwise)

B. Balance outstanding as at year end	As at 31 March 2022 (Rs. crores)	As at 31 March 2021 (Rs. crores)
Provision for doubtful debts- Trade Receivables		
Delhi International Airport Limited	-	0.02
GMR Hyderabad International Airport Limited	-	0.00
Non-Trade Receivables		
GMR Infrastructure Limited	-	0.80
Delhi International Airport Limited	9.44	0.00
GMR Goa International Airport Limited	-	2.23
GMR Hyderabad International Airport Limited	4.13	-
Provision for doubtful debts- Non- Trade Receivables		
GMR Infrastructure Limited	-	0.08
GMR Goa International Airport Limited	-	2.23
Delhi International Airport Limited	-	0.00
Other Recoverable		
Delhi International Airport Limited	0.81	11.03
GMR Hyderabad International Airport Limited	0.79	4.20
GMR Kannur Duty Free Services Limited	-	1.87
GMR Nagpur International Airport Limited	0.12	0.03
GMR Vishakhapatnam International Airport Limited	0.87	0.53
GMR Airport Greece Single Member S.A	1.91	-
International Airport of Heraklion, Crete, Concession SA	3.22	-
Security Deposit		
Grandhi Enterprises Private Limited	-	1.23
Delhi International Airport Limited	0.01	0.01
GMR Goa International Airport Limited	2.14	-
Prepaid Expenses		
GMR Goa International Airport Limited	12.72	-
Loans (including accrued interest)		
GMR Infrastructure Limited*	102.05	216.00
GMR Aerostructure Services Limited	190.77	220.00
GMR Power and Urban Infra Limited	250.34	-
Provision for doubtful advances		
GMR Infrastructure Limited	0.40	0.86
GMR Aerostructure Services Limited	0.74	0.88
GMR Power and Urban Infra Limited	0.98	-
Provision on Optionally Convertible Debentures		
GMR Airports International B.V	9.80	8.67



GMR Airports Limited



CIN: U65999HR1992PLC101718

Notes forming part of the Standalone Financial Statements for the year ended 31 March 2022

(All amount in Rupees crores unless stated otherwise)

B. Balance outstanding as at year end	As at 31 March 2022 (Rs. crores)	As at 31 March 2021 (Rs. crores)
Unbilled revenue		
GMR Airport Developers Limited	-	5.00
GMR Air Cargo and Aerospace Engineering Private Limited	0.00	0.61
ESR GMR Logistics Park Private Limited	38.68	-
Tim Delhi Airport Advertising Private Limited	3.27	-
GMR Kannur Duty Free Services Limited	0.28	
Investment- Optionally convertible debentures (including accrued interest)		
GMR Airports International B.V	2,450.56	2,168.65
Liability Component of CCPS		
GMR Infrastructure Limited	440.51	440.51
GMR Infra Developer Limited	2.35	2.35
Trade payables		
GMR Infrastructure Limited	0.78	2.18
Raxa Security Services Limited	1.77	0.16
Delhi International Airport Limited	1.25	0.73
GMR Business Process And Services Private Limited	0.04	0.04
GMR Hyderabad International Airport Limited	0.03	0.01
GMR Hospitality and Retail Limited	-	0.14
GMR Enterprises Private Limited	1.68	1.05
Grandhi Enterprises Private Limited	-	0.14
GMR Corporate Affairs Private Limited	0.10	0.10
Travel Food Services (Delhi Terminal 3) Private Limited	-	0.00
GMR Delhi Duty Free Services Limited	-	0.27
GMR Goa International Airport Limited	-	-
GMR Hyderabad Aerropolis Limited	0.17	-
GMR Airports (Singapore) Pte. Limited	2.77	-
Advance received from customer		
ESR GMR Logistics Park Private Limited	8.27	-
Deferred Revenue		
Delhi Duty Free Services Private Limited	7.86	-
Right of Use (Lease Asset)		
Delhi International Airport Limited	0.89	1.78
Grandhi Enterprises Private Limited	-	0.14
Lease Liability		
Delhi International Airport Limited	1.03	1.88
Grandhi Enterprises Private Limited	-	0.15

* Loan amount of Rs. 246.00 crores given to GIL has been transferred to GPUIL as part of Scheme of agreement (Demerger)



Terms and conditions of transactions with related parties: -

The sales to and purchases from related parties are made on terms equivalent to those that prevail in arm's length transactions. Outstanding balances at the year-end are unsecured and settlement occurs in cash. For the year ended 31 March 2022, the Company has not recorded any impairment of receivables relating to amounts owed by related parties (31 March 2021: Rs Nil). This assessment is undertaken each financial year through examining the financial position of the related party and the market in which the related party operates.

Contingent liabilities / Commitments with related parties:

The contingent liabilities and commitments in respect of related parties are provided in note no 38 above, forming part of these Standalone Financial Statements.

Transactions with key management personnel

The transaction with key management personnel includes the payment of director sitting fees and managerial remuneration which are provided in note no 39 (A) & (B) above. There are no other transactions with the Key management personnel.

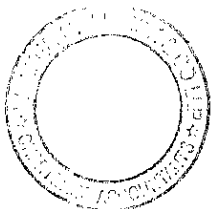
The remuneration of the key management personnel is determined by the Remuneration committee having regard to the performance of the individual and the market trend.

Interest in significant subsidiaries and joint venture

Name of the Entity	Relationship	Ownership interest	Date of incorporation	Country of incorporation
Delhi International Airport Limited	Subsidiary	64.00%	01 March 2006	India
GMR Hyderabad International Airport Limited	Subsidiary	63.00%	17 December 2002	India
Delhi Duty Free Services Private Limited	Joint Venture	17.03% (Directly)	07 July 2009	India
GMR Airport Developers Limited	Subsidiary	100%	13 June 2008	India
GMR Airports (Mauritius) Limited*	Subsidiary	100%	18 January 2013	Mauritius
GMR Goa International Airport Limited	Subsidiary	99.99%	14 October 2016	India
GMR Airports International BV	Subsidiary	100%	28 May 2018	Netherlands
Delhi Airport Parking Services Private Limited	Subsidiary	40.10% (Directly)	11 February 2010	India
International Airport of Heraklion, Crete, Concession SA**	Joint Venture	21.64% (w.e.f. from 6 February 2020)	12 February 2019	Greece
GMR Nagpur International Airport Limited	Subsidiary	100%	22 August 2019	India
GMR Kannur Duty Free Services Limited	Subsidiary	100%	20 November 2019	India
GMR Visakhapatnam International Airport Limited	Subsidiary	100%	19 May 2020	India

* During the year the Company has filed for winding up.

** During the year, the Company has sold its entire shareholding to GMR Airport Greece Single Member S.A.



(The space has been intentionally left blank)



GMR Airports Limited

CIN U65999HR1992PLC101718

Notes forming part of the Standalone Financial Statements for the year ended 31 March 2022

(All amount in Rupees crores unless stated otherwise)

40. Segment Information

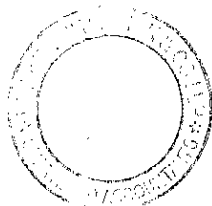
The Company is primarily engaged in a single segment i.e. Investment Activities. The risk and returns of the Company are predominantly determined by its principal activity and the Company's activities fall within a single business and geographical segment.

41. Fair Value

The carrying amount of all financial assets and liabilities (except for certain other financial assets and liabilities i.e. 'Instruments carried at fair value') appearing in the Standalone Financial Statements is reasonable approximation of fair values. Such instruments carried at fair value are disclosed below:

As at 31 March 2022					
Particulars	FVT statement of P & L	FVT other comprehensive income	Amortized Cost	Total Carrying Value	Total Fair Value
Financial Assets					
Cash and cash equivalents	-	-	122.03	122.03	122.03
Bank balance other than cash and cash equivalents	-	-	9.83	9.83	9.83
Trade Receivables	-	-	48.94	48.94	48.94
Loans	-	-	543.16	543.16	543.16
Investments in Mutual Funds	-	-	-	-	-
Investments in JV and Subsidiaries	-	22,878.88	-	22,878.88	22,878.88
Investment in Optionally Convertible Debentures of subsidiary	-	-	2,450.56	2,450.56	2,450.56
Other financial assets	-	-	63.42	63.42	63.42
Total	-	22,878.88	3,237.94	26,116.82	26,116.82
Financial Liabilities					
Trade payables	-	-	50.82	50.82	50.82
Debt Securities	-	-	3,584.25	3,584.25	3,584.25
Borrowings (other than Debt Securities)	-	-	50.00	50.00	50.00
Lease Liability	-	-	1.06	1.06	1.06
Other financial liabilities	-	-	448.76	448.76	448.76
Total	-	-	4,134.89	4,134.89	4,134.89

(The space has been intentionally left blank)




As at 31 March 2021					
Particulars	FVT statement of P & L	FVT other comprehensive income	Amortized Cost	Total Carrying Value	Total Fair Value
Financial Assets					
Cash and cash equivalents	-	-	12.42	12.42	12.42
Bank balance other than cash and cash equivalents	-	-	98.27	98.27	98.27
Trade Receivables	-	-	50.90	50.90	50.90
Loans	-	-	436.00	436.00	436.00
Investments in Mutual Funds	158.79	-	-	158.79	158.79
Investments in JV and Subsidiaries	-	19,660.72	-	19,660.72	19,660.72
Investment in Optionally Convertible Debentures in subsidiary	-	-	2168.65	2168.65	2168.65
<i>Other financial assets</i>	-	-	15.87	15.87	15.87
Total	158.79	19,660.72	2,782.11	22,601.62	22,601.62
Financial Liabilities					
Trade payables	-	-	42.01	42.01	42.01
Debt Securities	-	-	3,060.43	3,060.43	3,060.43
Lease Liability	-	-	2.08	2.08	2.08
Other financial liabilities	-	-	444.79	444.79	444.79
Total	-	-	3,549.31	3,549.31	3,549.31

Assumption used in estimating the fair values:

The fair value of the financial assets and liabilities is included at the amount at which the instrument could be exchanged in a current transaction between willing parties, other than in a forced or liquidation sale.

(The space has been intentionally left blank)



42. Fair value Hierarchy

The following table provides the fair value measurement hierarchy of the Company's assets and liabilities grouped into Level I to Level 3 as described below:

Quantitative disclosures fair value measurement hierarchy for assets and liabilities as at 31 March 2022:



Financial assets & Financials Liabilities measured at fair value	Total	Fair value measurement using		
		Quoted prices in active markets	Significant observable inputs	Significant unobservable inputs
		(Level 1)	(Level 2)	(Level 3)
Financials Assets				
Investments in subsidiaries and Joint venture	22,878.88	-	-	22,878.88
Investment in Mutual Fund	-	-	-	-

Quantitative disclosures fair value measurement hierarchy for assets and liabilities as at 31 March 2021:

Financial assets & Financials Liabilities measured at fair value	Total	Fair value measurement using		
		Quoted prices in active markets	Significant observable inputs	Significant unobservable inputs
		(Level 1)	(Level 2)	(Level 3)
Financials Assets				
Investments in subsidiaries and Joint venture	19,660.72	-	-	19,660.72
Investment in Mutual Fund	158.79	158.79	-	-

- Short-term financial assets and liabilities are stated at carrying value which is approximately equal to their fair value.
- Management uses its best judgement in estimating the fair value of its financial instruments. However, there are inherent limitations in any estimation technique. Therefore, for substantially all financial instruments, the fair value estimates presented above are not necessarily indicative of the amounts that the Company could have realised or paid in sale transactions as of respective dates. As such, fair value of financial instruments subsequent to the reporting dates may be different from the amounts reported at each reporting date
- Fair value of mutual funds and overseas funds is determined based on the net asset value of the funds.
- There have been no transfers between Level 1, Level 2 and Level 3 during the year ended 31 March 2022.

(The space has been intentionally left blank)



Reconciliation of fair value measurements of unquoted equity share classified as FVTOCI assets:

Particulars	Amounts
As at 1 April 2020	20,779.15
Purchases (Investment during the year)	215.05
Re-measurement recognised in OCI	(1,333.48)
As at 31 March 2021	19,660.72
Purchases (Investment during the year)	466.61
Divestment during the year (Refer note 55)	(251.17)
Re-measurement recognised in OCI (net of tax)	3,002.72
As at 31 March 2022	22,878.88

The significant unobservable input used in the fair value measurement categorised with in Level 3 of the fair value hierarchy together with a quantitative sensitivity analysis as at 31 March 2022 are as shown below:

Description of significant unobservable input to valuation:

Unquoted equity security	Valuation technique	Significant unobservable inputs	Range (weightage average)	Sensitivity of the input to the fair value
FVTOCI assets in unquoted equity share	Combination of income approach and adjusted net assets value approach	Discounting Rate (Cost of Equity)	31 March 2022: 10.5% to 20% 31 March 2021: 10.5% to 22%	1% increase in the discounting rate will have a significant adverse impact on the fair value of equity investments.

• **Financial risk management objectives and policies**

In the course of its business, the Company is exposed primarily to fluctuations in foreign currency exchange rates, interest rates, equity prices, liquidity and credit risk, which may adversely impact the fair value of its financial instruments. The Company has a risk management policy which not only covers the foreign exchange risks but also other risks associated with the financial assets and liabilities such as interest rate risks and credit risks. The risk management policy is approved by the Board of Directors. The risk management framework aims to:

- Create a stable business planning environment by reducing the impact of currency and interest rate fluctuations on the Company's business plan.
- Achieve greater predictability to earnings by determining the financial value of the expected earnings in advance.

43. Risk Management

Financial risk management objectives and policies


The Company's principal financial liabilities comprise trade and other payables. The main purpose of these financial liabilities is to finance the Company's operations. The Company's principal financial assets include loans, trade and other receivables, and cash and cash equivalents that derive directly from its operations. The Company does not hold "Fair Value through Other Comprehensive Income (FVTOCI)" investments.

The Company is exposed to market risk, credit risk and liquidity risk. The Company's senior management oversees the management of these risks. The Company's financial risk activities are governed by appropriate policies and procedures and that financial risks are identified, measured and managed in accordance with the Company's policies and risk objectives. The Board of Directors reviews and agrees policies for managing each of these risks, which are summarised below:

Market risk

Market risk is the risk that the fair value of future cash flows of a financial instrument will fluctuate because of changes in market prices. Market risk comprises of interest rate risk and currency risk. Financial instruments affected by market risk include loans and borrowings and deposits.

The sensitivity analyses have been prepared on the basis that the amount of net debt, the ratio of fixed to floating interest rates of the debt and the proportion of financial instruments in foreign currencies are all constant in place at 31 March 2022.



The analysis excludes the impact of movements in market variables on: the carrying values of gratuity and other post-retirement obligations; provisions; and the non-financial assets and liabilities of foreign operations.

The sensitivity analysis in the following sections relate to the position as at 31 March 2022 and 31 March 2021:

The following assumptions have been made in calculating the sensitivity analyses:

- The sensitivity of the relevant profit or loss item is the effect of the assumed changes in respective market risks. This is based on the financial assets and financial liabilities held at 31 March 2022 and 31 March 2021.

Interest rate risk

Interest rate risk is the risk that the fair value or future cash flows of a financial instrument will fluctuate because of changes in market interest rates. The Company's exposure to the risk of changes in market interest rates relates primarily to the Company's long-term debt obligations with floating interest rates.

Interest rate sensitivity:

The following table demonstrates the sensitivity to a reasonably possible change in interest rates on that portion of loans and borrowings affected. With all other variables held constant, the Company's profit before tax (PBT) is affected through the impact on floating rate borrowings, as follows:

	Increase/decrease in basis points	Effect on PBT Amount
31 March 2022*		
INR	25 bp increase - Decrease in profit	-
INR	25 bp decrease - Increase in profit	-
31 March 2021		
INR	25 bp increase - Decrease in profit	-
INR	25 bp decrease - Increase in profit	-

*As at 31 March 2022 and 31 March 2021 the company does not have any floating rate borrowings.

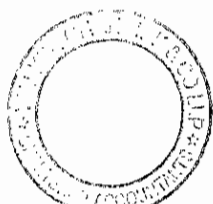
Foreign currency risk

Foreign currency risk is the risk that the fair value or future cash flows of an exposure will fluctuate because of changes in foreign exchange rates. The Company's exposure to the risk of changes in foreign exchange rates relates primarily to the Company's operating activities (when revenue or expense is denominated in a foreign currency) and the Company's net investments in foreign subsidiaries.

Foreign currency sensitivity

The following tables demonstrate the sensitivity to a reasonably possible change in foreign exchange rates, with all other variables held constant. The impact on the Company's profit before tax (PBT) is due to changes in the fair value of asset and liabilities.

Particulars	Effects on PBT	
	As at 31 March 2022	As at 31 March 2021
USD Sensitivity		
INR/USD- Increase by 5%	122.21	108.12
INR/USD- decrease by 5%	(122.21)	(108.12)
EURO Sensitivity		
INR/EUR- Increase by 5%	(0.23)	(0.22)
INR/EUR- decrease by 5%	0.23	0.22
AED Sensitivity		
INR/AED- Increase by 5%	-	(0.04)
INR/AED- decrease by 5%	-	0.04
IDR Sensitivity		
INR/IDR- Increase by 5%	(0.00)	-
INR/IDR- decrease by 5%	0.00	-



GMR Airports Limited

CIN U65999HR1992PLC10I718

Notes forming part of the Standalone Financial Statements for the year ended 31 March 2022

(All amount in Rupees crores unless stated otherwise)

Liquidity risk

Liquidity risk is defined as the risk that the Company will not be able to settle or meet its obligations on time or at a reasonable price. The Company's management is responsible for liquidity, funding as well as settlement management. Management monitors the Company's net liquidity position through rolling forecasts on the basis of expected cash flows.

The table below summarizes the maturity profile of the company's financial liabilities based on contractual undiscounted payments.

	On Demand	Less than 3 months	3 to 12 months	1 to 5 years	>5 years	Total
As at 31 March 2022						
Borrowings*	-	1,527.24	-	2,109.00	-	3,636.24
Trade payables	-	50.82	-	-	-	50.82
Lease Liabilities	-	0.28	0.83	-	-	1.11
Other financial liabilities	-	99.03	-	349.73	-	448.76
Total	-	1,677.37	0.83	2,458.73	-	4,136.93
As at 31 March 2021						
Borrowings*	-	-	43.36	3,045.81	-	3,089.17
Trade payables	-	42.01	-	-	-	42.01
Lease Liabilities	-	0.52	0.78	1.11	-	2.41
Other financial Liabilities	-	0.69	1.24	442.86	-	444.79
Total	-	43.22	45.38	3,489.78	-	3,578.38

*For range of interest, repayment schedule and security details refer note 17 and 17a.

Price Risk

The Company's exposure to price risk arises from investments held and classified in the balance sheet either as fair value through other comprehensive income or at fair value through profit or loss. To manage the price risk arising from investments, the Company diversifies its portfolio of assets.

Particulars	Change in Price	Effect on Profit Before tax
As at 31 March 2022	5.00%	-
As at 31 March 2021	5.00%	7.94


Credit Risk

Credit risk is the risk that counterparty will not meet its obligations under a financial instrument or customer contract, leading to a financial loss. The Company is exposed to credit risk from its operating activities (primarily trade receivables and other financial assets) and from its financing activities, including deposits with banks and financial institutions, foreign exchange transactions and other financial instruments.

Trade receivables- Customer credit risk is managed by Company subject to the Company's established policy, procedures and control relating to customer credit risk management. Credit quality of a customer is assessed based on an extensive credit rating scorecard and individual credit limits are defined in accordance with this assessment. Outstanding customer receivables are regularly monitored and any services to major customers are generally covered by bank guarantee or other forms of credit assurance.

Financial instruments and cash deposits- Credit risk from balances with banks and financial institutions is managed by the Company's treasury department in accordance with the Company's policy. Investments of surplus funds are made only with approved counterparties and within credit limits assigned to each counter party. Counterparty credit limits are reviewed by the Company's senior management on regular basis, and may be updated throughout the year. The limits are set to minimise the concentration of risks and therefore mitigate financial loss through counterparty's potential failure to make payments.

(The space has been intentionally left blank)



44. Capital management

For the purpose of the Company's capital management, capital includes issued equity capital, share premium and all other equity reserves attributable to the equity holders of the company. The primary objective of the Company's capital management is to maximise the shareholder value.

The Company manages its capital structure and makes adjustments in light of changes in economic conditions and the requirements of the financial covenants. To maintain or adjust the capital structure, the Company may adjust the dividend, payment to shareholders, return capital to shareholders or issue new shares.

The Company monitors capital using a gearing ratio, which is total debt divided by total equity plus total debt. The Company includes within net debt, interest bearing loans and borrowings, less cash and cash equivalents and other bank balances not classified as cash & cash equivalents.


No changes were made in the objectives, policies or processes for managing capital during the years ended 31 March 2022 and 31 March 2021.

Particulars	As at 31 March 2022	As at 31 March 2021
Debt Securities and Borrowings (including current maturities)	3,634.25	3,060.43
Total debts (A)	3,634.25	3,060.43
Share Capital	1,406.67	1,406.67
Other Equity	16,458.85	14,184.90
Total Equity (B)	17,865.52	15,591.57
Total equity and total debt (C=A+B)	21,499.77	18,652.00
Gearing Ratio (%) (A/C)	16.90%	16.41%

In order to achieve this overall objective, the Company's capital management, amongst other things, aims to ensure that it meets *financial covenants attached to the interest-bearing loans and borrowings that define capital structure requirements*. Breaches in meeting the financial covenants would permit the bank to immediately call loans and borrowings. There have been no breaches in the financial covenants of any interest-bearing loans and borrowing in the current year. No changes were made in the objectives, policies or processes for managing capital during the years ended 31 March 2022 and 31 March 2021.

45. Details of dues to micro and small enterprises as defined under the MSMED Act, 2006

Particulars	As at 31 March 2022	As at 31 March 2021
The principal amount and the interest due thereon remaining unpaid to any supplier as at the end of each accounting year	3.76	2.78
Principal amount due to micro and small enterprises	3.76	2.78
Interest due on above	-	-
The amount of interest paid by the buyer in terms of section 16 of the MSMED Act 2006 along with the amounts of the payment made to the supplier beyond the appointed day during each accounting year	-	-
The amount of interest due and payable for the period of delay in making payment (which have been paid but beyond the appointed day during the year) but without adding the interest specified under the MSMED Act 2006.	-	-
The amount of interest accrued and remaining unpaid at the end of each accounting year	-	-
The amount of further interest remaining due and payable even in the succeeding years, until such date when the interest dues as above are actually paid to the small enterprise for the purpose of disallowance as a deductible expenditure under section 23 of the MSMED Act 2006	-	-



46. Expenditure in foreign currency (accrual basis) *

Particulars	Year ended 31 March 2022	Year ended 31 March 2021
Legal and professional fees	41.70	23.31
Bank guarantee charges	9.35	12.03
Training expenses	0.43	1.24
Lease rental	0.23	0.90
Travelling and conveyance	1.13	-
Miscellaneous expenses	1.45	0.30
Total	54.29	37.78

*The above expenses are before cost allocation/recovery

47. Earnings in foreign currency (accrual basis)

Particulars	Year ended 31 March 2022	Year ended 31 March 2021
Aviation Academy Income	0.05	-
Interest income on OCD	198.08	183.53
Total	198.13	183.53



48. a. As per regulation 10 of the prudential norms issued by Reserve bank of India ("RBI"), every Non-Banking Financial Institution i.e. Systemically Important Core Investment Company (CIC-ND-SI) is required to make provision @ 0.40% (31 March 2021: 0.40%) on all standard assets and as per regulation 9 at other defined percentages for all "sub-standard assets, doubtful assets and loss assets".

In order to comply with the prudential norms, the Company, based on the internal assessment, has identified only interest bearing assets to be considered for provisioning. Accordingly, the Company has created provision on standard assets @ 0.40% (31 March 2021: 0.40%) on inter corporate deposits & optionally convertible debenture includes investment in GAIBV.

b. In addition to above; management has also created provision @ 10% on other receivables (31 March 2021: provision @ 10%- 100% on the loan to related party, trade receivables and other receivables), as per the requirement of master directions-core investments companies (reserve bank) Directions.

49. During the year ended 31 March 2020, the Company has issued 273,516,392 Bonus non-cumulative compulsorily convertible preference shares series A each having a face value of Rs. 10 each, for an aggregate face value of Rs. 273.52 crores as per terms of Shareholders' Agreement ('SHA') dated 20 February 2020 between the Company, Aéroports de Paris S.A. ('ADP'), GMR Infrastructure Limited ('GIL'), and GMR Infra Services Limited ('GISL'), and the Share Subscription and Share Purchase Agreement dated February 20, 2020 ("SSPA") entered among ADP, GIL, GMR Infra Developers Limited, GISL and Company. These Compulsory Convertible Preference shares are convertible into equity shares no later than 15 November 2024 in accordance with terms of SHA.

Further, during the year ended 31 March 2021 as part of second closing with ADP, the Company has issued Bonus CCPS series B, C and D each having a face value of Rs. 10 each, for an aggregate face value of Rs. 169.34 crores as per terms of the revised Shareholders agreement dated 7 July 2020. Bonus CCPS Series B, C and D are convertible into such number of equity shares in accordance with schedule 12 of amended shareholder agreement which are dependent on the Company consolidated target earnings before interest, tax, depreciation and amortisation ('EBITDA') based on audited consolidated financial statement for financial year ended 31 March 2022, 31 March 2023 and 31 March 2024. Bonus Compulsory Convertible Preference Shares Series A, Series B, Series C and Series D are hereinafter together referred as 'Bonus CCPS'.



All these Bonus CCPS are convertible into the equity shares of the Company as per the terms and conditions specified in the SHA. These Bonus CCPS are issued to the shareholders of the Company as Bonus Shares and are non-redeemable and can only be converted into equity shares of the Company. These Bonus CCPS are currently recorded at the face value and not at fair value in accordance with Ind AS 109 'Financial Instruments'. The difference between the fair value and face value being notional in nature, amounting to Rs. 1,113.14 crores does not impact the "Other Equity". Considering the terms of these Bonus CCPS, once converted, the requisite adjustments will be made in "Other Equity".

50. GMR Infrastructure Limited, the Holding Company along with other shareholders of the Company, (together referred as "GMR Group") had signed a share subscription and share purchase agreement with Aeroports DE Paris S.A. (ADP) for stake sale in the Company on 20 February 2020. Pursuant to consummation of the same, ADP would hold 49% stake (directly & indirectly) in the Company for an equity consideration of Rs 10,780.00 crore, valuing the Company at the Base post money valuation of Rs. 22,000.00 crore. The equity consideration comprises of:

- Rs. 9,780.00 crore towards secondary sale of shares by GMR Group; and
- Rs. 1,000.00 crore equity infusion in the Company

In addition, ADP had also pegged Earn-outs upto Rs. 4,475.00 crore linked to achievement of certain agreed operating performance metrics as well as on receipt of certain regulatory clarifications. The successful consummation of earnouts, could increase, the Company's valuation on post money basis to Rs. 26,475.00 crore and the Group stake in the Company to ~59%. The Group will retain management control over the Airports Business with ADP having customary rights and board representation at Company and its key subsidiaries.

The first tranche of Rs 5,248.00 crore for 24.99% shares of the Company (primarily through buyout of GMR Infra Services Limited (GISL) via primary infusion of equity) had been completed on 24 February 2020. The second and final tranche of Rs. 5,532.00 crore (including primary of Rs. 1,000.00 crore in GAL) was subject to regulatory approvals, consents and other approvals.

Since 31 March 2020, the outbreak of COVID-19 and related global responses have caused material disruptions to businesses around the world, leading to an economic slowdown. Despite unprecedented adverse conditions, on 7 July 2020 the Group has completed the transaction with ADP with slight modifications. As per the revised Share Purchase Agreement ("Revised SPA"), the second tranche of the investment for 24.01% of the Company has been structured in two parts:

- A firm amount, immediately paid at Second closing, for a total of Rs. 4,565.00 crore, including Rs. 1,000.00 crore equity infusion in the Company.
- Earn-outs amounting to Rs 1,060.00 crore, subject to the achievement of certain performance related targets by the Company upto the financial year ended 31 March 2024.

Accordingly, ADP has increased earn-outs for the GMR Group which are now pegged at up to Rs. 5,535.00 crore compared to the earlier Rs. 4,475.00 crore. These additional Earn-outs of Rs. 1,060.00 crore are linked to the achievement of certain agreed EBITDA metrics/ levels. The Company has received Rs. 1,000 crore as equity infusion as part of second tranche in accordance with the terms of Revised SPA.



(The space has been intentionally left blank)



51. Unhedged foreign currency exposure

Particulars	As at 31 March 2022	As at 31 March 2021
Trade Payables		
EUR 5,45,133.84 @ 84.22 (31 March 2021: EUR 5,08,161 @ 85.75)	4.59	4.36
USD 8,39,277.89 @ 75.79 (31 March 2021: USD 8,44,834 @ 73.11)	6.36	6.18
AED Nil (31 March 2021: 4,50,000 @ 19.91)	-	0.90
IDR 11,88,00,000 @ 0.005 (31 March 2021: Nil)	0.06	-
OCD (Investment in Optionally Convertible Debentures)		
Principal USD 240,850,000 @ 75.79 (31 March 2021 USD 240,850,000 @ 73.11)	1,825.46	1,760.85
Interest USD 8,24,74,556 @ 75.79 (31 March 2021 USD 55,778,033 @ 73.11)	625.10	407.79

52. During the earlier year, the Company entered into Subscription agreement for 'Optionally Convertible Debenture' ('OCD') with 'GMR Airport International BV' (on 12 October 2018). As per the subscription agreement, GAL has agreed to subscribe OCD of maximum aggregate amount upto USD 290 million, in one or more tranches. Face value of each OCD shall be 1000 USD, 0% OCD. The OCD shall be redeemable along with 9% IRR payable on the maturity date or conversion date along with the investment amount. GAL and GAI BV, both have an option for early redemption of OCD in part or full which can be exercised anytime during the tenure of such instrument by giving 15 days' notice.

Accordingly, the Company has subscribed OCD of USD 240.85 million (INR 1,762.70 crore) [31 March 2021: USD 240.85 million (INR 1,762.70 crore)] and GAL has accounted for interest income of Rs. 599.96 crore (31 March 2021: Rs. 401.88 crore) on OCD, from the date of subscription to 31 March 2022, in the financial results. The foreign exchange gain of Rs. 83.83 crore (31 March 2021: foreign exchange loss of Rs. 73.31 crore) on reinstatement of OCD as at 31 March 2022 has been charged to statement of profit and loss during the year ended 31 March 2022.

53. a) During the year ended 31 March 2020, the Company raised money by issue of secured redeemable, listed, rated Non-Convertible Bond ('NCBs') amounting to Rs.1,670 crores from Deutsche Bank on private placement basis as follows:

Tranche	Date of disbursement	Board approval date	Amount (Rs. in crore)
I	28 June 2019	14 June 2019	800.00
II	26 September 2019	5 September 2019	325.00
III	26 September 2019	16 September 2019	325.00
IV	30 January 2020	13 December 2019	220.00

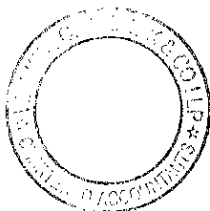
The proceeds from these NCBs were to be used primarily for part redemption of existing 'NCDs with Private equity investors (PE)', investment, debt servicing and for other general corporate purposes.

Further, the Company has refinanced above NCBs of Rs. 1,670 Crores (raised during the year ended 31 March 2020 in multiple tranches) vide Board approval date 9 December 2020 for 36 months i.e. till December 2023.


Rating of the above mentioned Non-Convertible Bonds of Rs. 1,670 Crores is CARE A-, negative (Single A Minus; Outlook: Negative) assigned by CARE Ratings Limited vide their report dated 01 July 2021.

b) During the year ended 31 March 2021, the Company has raised money by issue of unsecured, redeemable, Listed non-convertible Bonds (NCBs) amounting to Rs. 1,330 crores which were initially subscribed by Deutsche Bank (Rs. 665 Crores) and Varde holdings Pte Limited (Rs. 665 Crores) in single tranche vide Board approval date 9 December 2020 for 18 months i.e. till June 2022.

Rating of the above mentioned Non-Convertible Bonds of Rs. 1,330 Crores is CARE A-, negative (Single A Minus; Outlook: Negative) assigned by CARE Ratings Limited vide their report dated 1 July 2021.



(The space has been intentionally left blank)




The proceeds from aforesaid NCBs were used for

- a. Payment of all outstanding costs, fees and expenses in relation to the issuance of the Bonds; and
 - b. Payment of all (and not less than all) amounts under or in connection with the Existing PE NCDs and making certain payments in connection with the Existing Bonds.
- c) During the year ended 31 March 2022, the Company has raised money by issue of unsecured, redeemable, Listed Non-Convertible Bonds amounting to Rs. 300 Crores from Desutsche bank vide Board resolution dated 28 May 2021 and circular resolution dated 04 August 2021 for a tenure of 36 months which are repayable on 17 August 2024. Rating of the above mentioned Non-Convertible Bonds of Rs. 300 Crores is CARE A-, negative (Single A Minus; Outlook: Negative) assigned by CARE Ratings Limited vide their report dated 1 July 2021.

The proceeds from these NCBs shall be utilized for equity investment in GGIAL and GVIAL; for undertaking the aeronautical and non-aeronautical facilities and services at the Goa airport, such as cargo terminal, ground handling services, duty free, retail, food, Beverages, lounges, car park and other services business for undertaking the business of car park at GHIAL and such other purpose as agreed with arranger of facility.


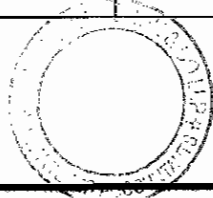
- d) During year ended 31 March 2022, the Company has drawn working capital loan of Rs. 50.00 Crores sanctioned by IDFC First Bank Limited to meet the working capital requirement of the Company which was fully repaid on 05 April 2022.

(The space has been intentionally left blank)



54. Disclosure as per Part A of Schedule V of Securities (Listing Obligations and Disclosures Requirements) Regulations, 2015 as regards the loans and intercorporate deposits granted to subsidiaries, fellow subsidiaries, joint ventures, associates and other companies in which the directors are interested and section 186(4) of the Companies Act, 2013.

Name of the entity	Relationship		Loans				Investments		Investment by loanee in the share of the Company
			Amount outstanding as at		Maximum amount outstanding during the period ended		Amount outstanding as at		
	31 March 2022	31 March 2021	31 March 2022	31 March 2021	31 March 2022	31 March 2021	31 March 2022	31 March 2021	
GMR Instructure Limited	Holding Company	Holding Company	100.00	216.00	216.00	416.00	-	-	422.00
GMR Aerostructure Services Limited	Fellow Subsidiary	Fellow Subsidiary	185.00	220.00	220.00	220.00	-	-	NIL
Kakinada SEZ Limited	Fellow Subsidiary	Fellow Subsidiary	-	-	-	427.18	-	-	NIL
GMR Power and Urban Infra Limited	Fellow Subsidiary	Fellow Subsidiary	246.00	-	446.00	-	-	-	NIL
GMR Airport Developers Limited	Subsidiary	Subsidiary	-	-	-	-	503.38	297.39	-
GMR Hyderabad International Airport Limited	Subsidiary	Subsidiary	-	-	-	-	8,431.29	6,809.80	-
Delhi International Airport Limited	Subsidiary	Subsidiary	-	-	-	-	11,599.45	10,781.00	-
GMR Goa International Airport Limited	Subsidiary	Subsidiary	-	-	-	-	750.30	533.90	-
GMR Airports (Mauritius) Limited	Subsidiary	Subsidiary	-	-	-	-	0.90	0.90	-
Delhi Airport Parking Services Private Limited	Subsidiary	Subsidiary	-	-	-	-	264.07	223.60	-
GMR Airports International B.V	Subsidiary	Subsidiary	-	-	-	-	222.73	8.20	-
GMR Nagpur International Airport Limited	Subsidiary	Subsidiary	-	-	-	-	0.01	0.01	-
GMR Kannur Duty Free Services Limited	Subsidiary	Subsidiary	-	-	-	-	4.54	1.00	-
GMR Vishakhapatnam International Airport Limited	Subsidiary	Subsidiary	-	-	-	-	31.30	4.50	-
GMR Airports Netherlands B.V	Subsidiary	Subsidiary	-	-	-	-	0.08	-	-
International Airport of Heraklion, Crete, Concession SA	Joint venture	Joint venture	-	-	-	-	-	221.30	-
Delhi Duty Free Services Private Limited	Joint venture	Joint venture	-	-	-	-	1,069.81	778.10	-



55. The Company has entered into the concession agreement with State of Greece and TERNA S.A. (Local construction and energy conglomerate) for the purpose of design, construction, financing, operation, maintenance and exploitation of International Airport of Heraklion, Crete, Concession SA. As per the Concession agreement, the Company is required to invest total equity of Euro 70.2 Mn out of which company has infused equity of Euro 29.68 Mn. (Rs. 235.29 crores) till 31 March 2022

During the year ended 31 March 2020, the Company has provided Committed Investment letter of guarantee for Euro 42.12 Mn, through SPV partner TERNA S.A., in favour of (i) Ministry of Infrastructures and Transport and (ii) International Airport of Heraklion, Crete, Concession SA.

Subsequent to providing of abovementioned Guarantee, The Company has infused Euro 1.60 Mn (Rs. 14.03 crores) in the previous year in the month of July 2020 in International Airport of Heraklion, Crete, Concession SA.

During the previous year ended 31 March 2021, the Company has given counter indemnity in the form of Bank Guarantee of Euro 10.53 Mn issued by HSBC Bank in favour of Ministry of Infrastructure and Transport (First Beneficiary) and Heraklion Crete International Airport Concession Societe Anonyme (Second Beneficiary) as per the provision mentioned in Concession agreement to replace the guarantee already provided through our partner TERNA on behalf of company

The counter guarantee of Euro 10.53 Mn has been cancelled in the month of March 2022 post release of guarantee by Greek Government in the month of February 2022.

During the year ended 31 March 2022, GMR Airports Limited has sold its entire shareholding in International Airport of Heraklion, Crete, Concession SA at a consideration of Rs 251.17 crore to GMR Airport Greece Single Member S.A.



56. The Company has provided for Current Income Tax liability for the year 2021-22 as per Income Tax Act, 1961; considering the book profit as per financial statements prepared in accordance with accounting principles generally accepted in India, including the Companies (Accounting Standards) Rules, 2006 (as amended) specified under section 133 of the Act, read with the Companies (Accounts) Rules, 2014 (Ind AS financial statements). For the purpose of these standalone financial statements, the Company has considered the current Income tax expenses / liability arrived at basis Ind AS financial statements.

57. Other Disclosures:

a) Till 31 March 2022, Company has incurred Rs. Nil (31 March 2021: Rs. 26.36 crores) in Connection with the proposed Initial public offer (IPO)/Upcoming fund-raising activities of its equity shares. Considering management have called off the IPO process; Company has expensed off Rs. Nil (Rs. Nil for the year ended 31 March 2021) to the statement of profit and loss and for the remaining balance of Rs Nil (31 March 2021: Rs. 10.46 crores) has been adjusted against the securities premium generated from the fund-raising activity as permitted under section 52 of Companies Act, 2013.

b) During the year ended 31 March 2021, Reserve Bank of India ("RBI") had conducted an inspection under section 45N of the Reserve Bank of India Act, 1934 for the financial year ended 31 March 2020 and has issued its report in relation to the said inspection. The Company has sent its replies to the RBI in relation to the observations. Subsequently, the Company has received letters from RBI during the months of June and July 2021 in respect of inspection report for the financial year ended 31 March 2020 and the Company has submitted its responses to RBI in relation to same. Thereafter, RBI has sent additional comments on the replies by the Company on which the Company has filed its reply and same has been accepted by RBI. During the year ended 31 March 2022, RBI has conducted an inspection under section 45N of the Reserve Bank of India Act, 1934 for the financial year ended 31 March 2021 and has issued its report in relation to the said inspection. The Company has filed its reply to the said inspection and risk assessment report.

(The space has been intentionally left blank)



GMR Airports Limited

CIN U65999HR1992PLC101718

Notes forming part of the Standalone Financial Statements for the year ended 31 March 2022

(All amount in Rupees crores unless stated otherwise)

(C) Leases**Company as lessee:****Assets taken on operating Lease**

The Company has leases for office building, space, hiring office/IT equipment's and vehicles under cancellable operating lease arrangements. There are no sub leases. With the exception of short-term leases and leases of low-value underlying assets, each lease is reflected on the balance sheet as a right-of-use asset and a lease liability. Variable lease payments which do not depend on an index or a rate are excluded from the initial measurement of the lease liability and right of use assets.

Each lease generally imposes a restriction that, unless there is a contractual right for the Company to sublease the asset to another party, the right-of-use asset can only be used by the Company. Some leases contain an option to extend the lease for a further term. The Company is prohibited from selling or pledging the underlying leased assets as security. For leases over office buildings and other premises the Company must keep those properties in a good state of repair and return the properties in their original condition at the end of the lease. Further, the Company is required to pay maintenance fees in few leases in accordance with the lease contracts.

The lease expenses (including lease on equipment taken on hire) pertaining of the Company during the year amounted to Rs 3.02 crores (31 March 2021: Rs. 2.41 crores).

Right of Use Assets

Particular	31 March 2022 (Rs in crore)	31 March 2021 (Rs in crore)
Opening right of use assets	1.97	2.69
Addition during the year	-	2.30
Deletions/adjustment	-	0.87
Depreciation during the year	1.06	2.15
Closing Right of use assets	0.91	1.97

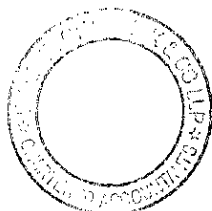
Lease Liability

Particular	31 March 2022 (Rs in crore)	31 March 2021 (Rs in crore)
Opening Lease liability	2.08	2.81
Additions	-	2.30
Deletions/Adjustment	-	0.44
Interest for the year	0.16	0.25
Repayment made during the year	1.18	2.84
Closing Lease liability	1.06	2.08

Maturity profile of Lease Liability

The table below summarises the maturity profile of the Company's financial liabilities based on contractual Undiscounted Payments:

Particulars	Within 1 year	1-3 years	3-5 years	Above 5 years	Total
Lease liabilities	1.11	-	-	-	1.11



Following amount has been recognized in statement of profit and loss account:

Particulars	31 March 2022	31 March 2021
Depreciation/amortisation on right to use asset (net of allocation)	0.92	0.87
Interest on lease liability (net of allocation)	0.16	0.25
Expenses related to short term & low value lease (included under Other expense)	3.02	2.41
Total amount recognised in statement of profit and loss account	4.10	3.53

d) The Company is in the process of conducting a transfer pricing study as required by the transfer pricing regulations under the IT Act ('regulations') to determine whether the transactions entered during the year ended 31 March 2022, with the associated enterprises were undertaken at "arm's length price". The management confirms that all the transactions with associate enterprises are undertaken at negotiated prices on usual commercial terms and is confident that the aforesaid regulations will not have any impact on the financial statements, particularly on the amount of tax expense and that of provision for taxation


e) Net debt reconciliation

Particulars	Changes in liabilities arising from financing activities	
	Year ended 31 March 2022	Year ended 31 March 2021
Borrowings		
As at beginning of the year	3,060.43	3,276.86
Cash flows		
Repayment of Non-convertible Debentures	-	(1,306.14)
Proceeds from Non-convertible bonds	350.00	1,330.00
Proceeds from Cash credit and overdraft from banks	-	-
Upfront fee on loan processing	(44.40)	(68.95)
Prepaid Interest	-	-
Finance cost paid	(187.82)	(691.47)
Non-cash changes		
Finance cost	456.04	520.13
Withholding tax		
Interest accrued but not due from bank		
As at end of the year	3,634.25	3,060.43

58. (a) With the recent and rapid development of the COVID-19 outbreak, many countries have implemented travel restrictions. The Company has majority of its investments in the Airport sector (through investments in subsidiaries/joint ventures) and with respect to COVID 19 impact on the business of these entities, management believes while the COVID 19 may impact the businesses in the short term, it does not anticipate medium to long term risk to the business prospects. Considering the business plans of the investee companies, the management does not foresee any material impact on the fair value at which the *aforementioned investments are carried in the Standalone Financial Statements.*

(b) Further, the carrying value of the investments in DIAL and GHIAL (both are subsidiaries of the Company) which are carried at fair value are also subject to likely outcome of ongoing litigations and claims as follows:

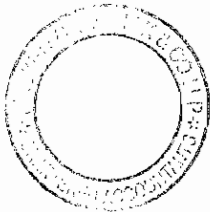
i. Ongoing arbitration between DIAL and AAI in relation to the payment of Monthly Annual fees for the period till the operations of DIAL reaches pre COVID 19 levels. Basis an independent legal opinion obtained by the management of DIAL, the Company is entitled to be excused from making payment of Monthly Annual fee under article 11.1.2 of OMDA to AAI on account of occurrence of Force Majeure Event under Article 16.1 of OMDA, till such time the Company achieves level of activity prevailing before occurrence of force majeure. In view of the above, the management has not considered the Annual Fee payable to AAI for the 3 months period ended 31 March 2022 in the cash flows used for the purposes of estimation of the fair value of investment made by the Company in DIAL and also considered recovery of Rs. 447 crores paid under protest in the subsequent periods. Further, Management of DIAL had entered into an Settlement Agreement with AAI on 25 April 2022 which will govern Interim workable arrangement between parties for payment of MAE.



ii. Consideration of Cargo, Ground Handling and Fuel farm ('CGHF') income as part of non-aeronautical revenue in determination of tariff by Airport Economic Regulatory Authority in case of GHIAL. GHIAL has filed appeal with Telecom Disputes Settlement Appellate Tribunal ('TDSAT') and during the previous year, the adjudicating authority, TDSAT, in its disposal order dated 6 March 2020 has directed Airport Economic Regulatory Authority ('AERA') to reconsider the issue afresh while determining the aeronautical tariff for the third control period commencing from 1 April 2021. In July 2020, the Company has filed an application with the AERA for determination of Aeronautical tariff for the third control period commencing from 01 April 2021 to 31 March 2026 wherein it has contended that CGHF income shall be treated as non-aero revenue. During the current year, AERA vide its order dated 31 August 2021, has issued tariff order for the third control period effective from 01 October 2021, wherein management of GHIAL is of the view that AERA has not considered the outstanding issued of First control period and second control period in determination of the aeronautical revenue for the third control period as directed by TDSAT vide its order dated 06 March 2020. Accordingly, the Company has filed as appeal against the tariff order for the third control period with TDSAT. The management has also obtained legal opinion and according to which GHIAL position is appropriate as per terms of Concession agreement and Airports Economic Regulatory Authority of India Act, 2008.

Accordingly, no adjustments to the carrying value of these investments are considered necessary. The impact of the COVID 19 pandemic and ongoing litigations might be different from that estimated as at the date of approval of these financial statements and the Company will closely monitor any material changes to the future economic conditions.

59. The standalone financial results for the year ended 31 March 2022 reflected an excess of current liabilities over current assets of Rs. 1,306.72 crores. The closing current liabilities for the bonds (including accrued interest) is Rs 1,478.35 crores, majority of which are due for redemption in the year ended 31 March 2023. The management believes that the Company shall be able to meet its obligations for the next 12 months primarily through refinancing of such aforesaid existing borrowings for which an in-principal approval has been obtained from the existing lender. Based on the above assessment the management believes that the Company will have available funds to meet its commitments. Accordingly, these standalone financial statements have been prepared under the going concern basis.



(The space has been intentionally left blank)



60. Additional information pursuant to schedule III (Division III) of the companies act 2013

(a) Ageing schedules:

(i) Capital-work-in progress (CWIP) #

CWIP	Amount in CWIP for a period of					
	As at 31 March 2022	Less than 1 Year	1-2 Years	2-3 Years	More than 3 Years	Total
Project in progress	0.61	-	-	-	-	0.61


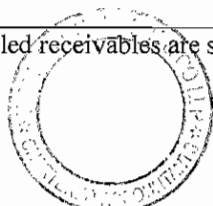
CWIP	Amount in CWIP for a period of					
	As at 31 March 2021	Less than 1 Year	1-2 Years	2-3 Years	More than 3 Years	Total
Project in progress	-	-	-	-	-	-

No project is temporarily suspended.

(ii) Trade Receivables

As at 31 March 2022*	Outstanding for following periods from the date of payment.						Total
	Not dne	Less than 6 Month.	6 months-1 year	1-2 years	2-3 years	More than 3 years	
Undisputed trade receivable							
i) Considered Good	-	48.94	-	-	-	-	48.94
ii) Have significant increase in credit risk	-	-	-	-	-	-	-
iii) Credit Impaired	-	-	-	-	-	-	-
Disputed trade receivable							
i) Considered Good	-	-	-	-	-	-	-
ii) Have significant increase in credit risk	-	-	-	-	-	-	-
iii) Credit Impaired	-	-	-	-	-	-	-
Total Trade receivable	-	48.94	-	-	-	-	48.94
Unbilled Revenue	-	-	-	-	-	-	42.23
Total	-	48.94	-	-	-	-	91.17
As at 31 March 2021*	Outstanding for following periods from the date of payment.						Total
	Not due	Less than 6 Month.	6 months-1 year	1-2 years	2-3 years	More than 3 years	
Undisputed trade receivable							
i) Considered Good	-	50.56	-	0.07	0.27	-	50.90
ii) Have significant increase in credit risk	-	-	0.04	-	-	-	0.04
iii) Credit Impaired	-	-	-	-	-	-	-
Disputed trade receivable							
i) Considered Good	-	-	-	-	-	-	-
ii) Have significant increase in credit risk	-	-	-	-	-	-	-
iii) Credit Impaired	-	-	-	-	-	-	-
Less: Provision for ECL	-	-	(0.04)	-	-	-	(0.04)
Total Trade receivable	-	50.56	-	0.07	0.27	-	50.90
Unbilled Revenue	-	-	-	-	-	-	5.61
Total	-	50.56	-	0.07	0.27	-	56.51

*Unbilled receivables are shown as part of other financial assets (Refer note 9) not included above.



(iii) Trade Payables

As at 31 March 2022	Outstanding for following periods from due date of payment				
	Less than 1 year	1-2 years	2-3 years	More than 3 years	Total
Total outstanding dues of micro enterprises and small enterprises	3.76	-	-	-	3.76
Total outstanding dues of creditors other than micro enterprises and small enterprises	43.61	3.36	-	-	46.97
Disputed dues of micro enterprises and small enterprises	-	-	-	-	-
Disputed dues of creditors other than micro enterprises and small enterprises	-	0.09	-	-	0.09
Total	47.37	3.45	-	-	50.82


As at 31 March 2021	Outstanding for following periods from due date of payment				
	Less than 1 year	1-2 years	2-3 years	More than 3 years	Total
Total outstanding dues of micro enterprises and small enterprises	2.78	-	-	-	2.78
Total outstanding dues of creditors other than micro enterprises and small enterprises	39.14	-	-	-	39.14
Disputed dues of micro enterprises and small enterprises	-	-	-	-	-
Disputed dues of creditors other than micro enterprises and small enterprises	0.09	-	-	-	0.09
Total	42.01	-	-	-	42.01

b) Capital to Risk Weighted Assets Ratio (CRAR):


Sr No.	Items	Year Ended 31 March 2022	Year Ended 31 March 2021
(i)	Capital to risk-weighted assets ratio (CRAR)*	32.90%	38.18%
(ii)	TIER I CRAR*	32.90%	38.18%
(iii)	TIER II CRAR*	32.90%	38.18%
(iv)	Liquidity Coverage Ratio (A/B)**	Not Applicable	Not Applicable

* The management assess the compliances for CIC for the purpose of disclosure as per the relevant Master Direction – Core Investment Companies (Reserve Bank) Direction 2016, DoR (NBFC).PD.003/03.10.119/2016-17 dated 25 August 2016 last updated on 09 November 2017. As per the guidelines given in the master direction, the company is not required to maintain TIER I and TIER II Capital, hence the TIER I CRAR and TIER II CRAR are same as CRAR computed in point (i) above.

** By virtue of sub clause (C) of Clause 4 of Liquidity Risk Management Framework for Non-Banking Financial companies and Core Investment Companies, issued via order number DOR.NBFC(PD) CC.No.102/03.10.001/2019-20 dated 04 November 2019, the company is not required to maintain Liquidity Coverage Ratio (LCR).



(The space has been intentionally left blank)



(c) Nature of Loan wise details:

Type of Borrower	31 March 2022		31 March 2021	
	Amount of loan or advance in the nature of loan outstanding	% of total Loans and Advances in the nature of loans	Amount of loan or advance in the nature of loan outstanding	% of total Loans and Advances in the nature of loans
Loan to Promoters	-	-	-	-
Loan to Directors	-	-	-	-
Loan to KMPs	-	-	-	-
Loan to Related parties (Excluding accrued interest)	531.00	100%	436.00	100%
Total	531.00		436.00	

(d) Promoter shareholding:

Name of promoters	As at 31 March 2022			As at 31 March 2021		
	No. of shares	% of total Shares	% change during the year	No. of shares	% of total Shares	% change during the year
GMR Infrastructure Limited	42,20,00,837	30.00%	(23%)	54,86,01,089	39.00%	(45%)

(e) The Company do not have any Benami property, where any proceedings has been initiated or pending against the company for holding any Benami property.



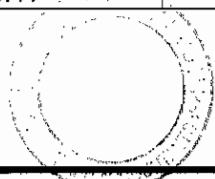
(f) The Company has no transactions/balances with companies struck off under section 248 of the companies act,2013 to the best of the knowledge of company's management.

(g) The company has not traded or invested in Crypto currency or Virtual currency.

(h) Except for the information given in the table below, the company have not advanced or loaned or invested funds to any other persons or entities, including foreign entities (intermediaries) with the understanding that the intermediary shall:

- (a) directly or indirectly lend or invest in other persons or entities identified in any manner whatsoever by or on behalf of the Company (Ultimate Beneficiaries) or;
- (b) provide any guarantee, security or the like to or on behalf of the ultimate beneficiaries, except

Date and amount of fund advanced or loaned or invested in Intermediaries with complete details of each Intermediary.					Date and amount of fund further advanced or loaned or invested by such Intermediaries to other intermediaries or Ultimate Beneficiaries along with complete details of the ultimate beneficiaries.				Date and amount of guarantee, security or the like provided to or on behalf of the Ultimate Beneficiaries
S.No	Name of intermediary and relationship	Loan/ Invest ment/ Advance	Date	Amount (in Rs. crores)	Name of intermediary and relationship	Loan/ Invest ment/ Advance	Date	Amount (in Rs. crores)	
1	GMR Airports International B.V.	Equity	17 Jan 2022	176.07	GMR Airports Greece Single Member S.A.	Equity	19 Jan 2022	175.77	NA
2	GMR Airports International B.V.	Equity	20 Jan 2022	44.07	GMR Airports Greece Single Member S.A.	Equity	21 Jan 2022	44.01	NA



(i) The company have not received any fund from any person(s) or entity(ies), including foreign entities (funding Party) with the understanding (whether recorded in writing or otherwise) that the company shall:

(i) directly or indirectly lend or invest in other persons or entities identified in any manner whatsoever by or on behalf of the funding party (ultimate beneficiaries) or;

(ii) provide any guarantee, security or the like on behalf of the ultimate Beneficiaries.



(j) The Company has used borrowings from Banks and financial institutions for the specific purpose for which it was taken at the balance sheet date.

(k) The company has not been declared wilful defaulter by any bank or financial institution or other lender.

(l) The quarterly return/statements of current assets filed by the Company with banks and financial institutions in relation to secured borrowings wherever applicable are in agreement with books of accounts.

(m) The company does not have any such transaction which is not recorded in the books of accounts that has been surrendered or disclosed as income during the year in the tax assessments under the income tax act, 1961 (such as, search or survey or any other relevant provisions of the Income Tax Act 1961.

(The space has been intentionally left blank)



GMR Airports Limited

CIN U65999HR1992PLC101718

Notes forming part of the Standalone Financial Statements for the year ended 31 March 2022

(All amount in Rupees crores unless stated otherwise)

61. Certain amounts (currency value or percentages) shown in the various tables and paragraphs included in these standalone financial statements have been rounded off or truncated as deemed appropriate by the management of the Company.

For Walker Chandiook & Co. LLP

Chartered Accountants

Firm registration number:

001076N/N500013


For K.S. Rao & Co.

Chartered Accountants

Firm Registration number:

003109S

For and on behalf of the Board of Directors



Neeraj Sharma
Partner



Membership No.: 502103

Place: New Delhi

Date: 17 May 2022


H.S. Sec 0 C.A.

Sudarshana Gupta M S
Partner

Membership no: 223060

Place: New Delhi

Date: 17 May 2022






GBS Raju
Vice Chairman

DIN:- 00061686

Place: Hyderabad

Date: 17 May 2022




Grandhi Kiran Kumar
Joint Managing Director &
Chief Executive Officer

DIN:- 00061669

Place: Dubai

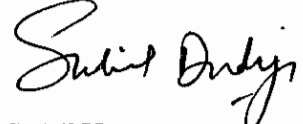
Date: 17 May 2022



G.R.K. Babu
Chief Financial Officer
PAN:- ACAPG2146H

Place: New Delhi

Date: 17 May 2022



**Sushil Kumar
Dudeja**
Company Secretary
PAN:- ARQPK4912J

Place: New Delhi

Date: 17 May 2022



GMR AIRPORTS LIMITED

CONSOLIDATED FINANCIAL STATEMENTS

FOR THE YEAR ENDED MARCH 31, 2022

Walker Chandio & Co LLP
Chartered Accountants
21st Floor, DLF Square,
Jacaranda Marg, DLF Phase II,
Gurugram 122002, India

K. S. Rao & Co.
Chartered Accountants
2nd Floor, 10/2 Khivraj
Mansion, Kasturba Road
Bengaluru – 560001, India

Independent Auditor's Report

To the Members of GMR Airports Limited


Report on the Audit of the Consolidated Financial Statements

Qualified Opinion

1. We have audited the accompanying consolidated financial statements of GMR Airports Limited ('the Holding Company') and its subsidiaries (the Holding Company and its subsidiaries together referred to as 'the Group'), its associates and joint ventures, as listed in Annexure I, which comprise the Consolidated Balance Sheet as at 31 March 2022, the Consolidated Statement of Profit and Loss (including Other Comprehensive Income), the Consolidated Cash Flow Statement and the Consolidated Statement of Changes in Equity for the year then ended, and a summary of the significant accounting policies and other explanatory information.
2. In our opinion and to the best of our information and according to the explanations given to us and based on the consideration of the reports of the other auditors on separate financial statements and on the other financial information of the subsidiaries, associates and joint ventures except for the effects of the matter described in the Basis for Qualified Opinion section of our report, the aforesaid consolidated financial statements give the information required by the Companies Act, 2013 ('the Act') in the manner so required and give a true and fair view in conformity with the Indian Accounting Standards ('Ind AS') specified under section 133 of the Act, read with the Companies (Indian Accounting Standards) Rules, 2015, and other accounting principles generally accepted in India of the consolidated state of affairs of the Group, its associates and joint ventures, as at 31 March 2022, and their consolidated loss (including other comprehensive income), consolidated cash flows and the consolidated changes in equity for the year ended on that date.

Basis for Qualified Opinion

3. As detailed in note 47(xxvi) to the Consolidated financial statements, the Holding Company has issued Bonus Compulsory Convertible Preference Shares Series A, Series B, Series C and Series D (hereinafter together referred as "Bonus CCPS") to shareholders of the Holding Company pursuant to the terms of the Shareholders' Agreement entered between the shareholders of the Holding Company, the Holding Company and Aéroports de Paris S.A which are being carried at face value. In our opinion, basis the terms of such Bonus CCPS, the accounting treatment is not in accordance with Ind AS 109, Financial Instruments, as the liability towards these Bonus CCPS should be recognised at their fair value. Had the Holding Company applied the appropriate accounting treatment for these Bonus CCPS, 'Other equity' would have been lower by Rs. 1,113.14 crore (31 March 2021: Rs. 1,271.34 crore), and 'Other financial liability' would have been higher by Rs. 1,113.14 crore as at 31 March 2022 (31 March 2021: Rs. 1,271.34 crore).
The opinion expressed by us, in our audit report dated 31 May 2021 for the year ended 31 March 2021 was also qualified in respect of above matter.
4. We conducted our audit in accordance with the Standards on Auditing specified under section 143(10) of the Act. Our responsibilities under those standards are further described in the Auditor's Responsibilities for the Audit of the Consolidated Financial Statements section of our report. We are independent of the Group, its associates and joint ventures in accordance with the Code of Ethics issued by the Institute of Chartered Accountants of India ('ICAI') together with the ethical requirements that are relevant to our audit of the consolidated financial statements under the provisions of the Act and the rules thereunder, and we have fulfilled our other ethical responsibilities in accordance with these requirements and the Code of Ethics. We believe that the audit evidence we have obtained together with the audit evidence obtained by the other auditors in terms of their reports referred to in paragraph 19 of the Other Matters section below, is sufficient and appropriate to provide a basis for our qualified opinion.



Emphasis of Matter

5. We draw attention to note 47(ix) to the accompanying Consolidated Financial Statements, which describes the uncertainty relating to outcome of litigation pertaining to the costs related to procurement of security equipment, construction of residential quarters for Central Industrial Security Force deployed at the Rajiv Gandhi International Airport, Hyderabad and other costs which have been adjusted from the PSF(SC) Fund up to 31 March 2018, pending final decision from the Hon'ble High Court of Telangana and the consequential instructions from the Ministry of Civil Aviation. Our opinion is not modified in respect of this matter.

The above matter has also been reported as an emphasis of matter in the audit report dated 28 April 2022 issued by us, on the financial statements for the year ended 31 March 2022 of GMR Hyderabad International Airport Limited, a subsidiary of the Holding Company.

6. We draw attention to note 47(xxiv) of the accompanying consolidated financial statements, which describes the uncertainties due to the outbreak of Covid-19 pandemic and management's evaluation of the impact on the consolidated financial statements of the Group. Our opinion is not modified in respect of this matter.


Key Audit Matters

7. Key audit matters are those matters that, in our professional judgment and based on the consideration of the reports of the other auditors on separate financial statements of the subsidiaries, associates and joint ventures, were of most significance in our audit of the consolidated financial statements of the current period. These matters were addressed in the context of our audit of the consolidated financial statements as a whole, and in forming our opinion thereon, and we do not provide a separate opinion on these matters.
8. In addition to the matters described in the Basis for Qualified Opinion, we have determined the matters described below to be the key audit matters to be communicated in our report.


Key audit matter	How our audit addressed the key audit matter
<p>1. Recoverability of minimum alternate tax (MAT) credit asset <i>Refer to note 2(c)(h) for the accounting policy and note 47(xviii) for the financial disclosures in the consolidated financial statements.</i> <i>This matter has been reported as key audit matter by us of GMR Hyderabad International Airport Limited vide our audit report dated 28 April 2022.</i></p>	
<p>GMR Hyderabad International Airport Limited, subsidiary of the Holding Company, is under tax holiday period until financial year 2021-22 and has accumulated MAT credit asset of ₹457.28 crores (31 March 2021: ₹457.28 crores). Recognition of MAT Credit asset requires significant judgement regarding the likelihood of its realization within the specified period through estimation of future taxable profits of the GHIAL and consequently there is a risk that the MAT Credit asset may not be realized within the specified period, if these future projections are not met.</p> <p>In order to assess the utilization of MAT credit, the respective entity has prepared revenue and profit projections which involved judgements and estimations such as estimating aeronautical tariff [which is determined by Airport Economic</p>	<p>Our audit procedures in relation to assessment of MAT credit recognized and its utilization as at reporting date, included, but were not limited to the following:</p> <ul style="list-style-type: none"> Assessed and tested the design and operating effectiveness of the management's controls over recognition of the MAT Credit; Understood the process and tested the internal controls over preparation of the taxable profit forecast based on reasonable and supportable assumptions and inputs to the model used to estimate the future taxable profits; Understood and tested the controls surrounding management's evaluation of litigations and contingent liabilities;





<p>Regulatory Authority (“AERA”)], revenue growth, passenger growth, profit margins, tax adjustments under the Income-tax Act, 1961.</p> <p>Further, as explained in note 47(vii), GHIAL had filed an appeal, challenging various aspects of the aeronautical tariff order passed by AERA in respect of third control period from 1 April 2021 to 31 March 2026.</p> <p>We have identified this as a key audit matter for current year audit owing to the materiality of the amounts involved and inherent subjectivity in determination of utilization of MAT credit through estimation of future taxable profits and projected aeronautical tariff revenue which involved determination by AERA and being a subject matter of litigations.</p>	<ul style="list-style-type: none"> • Challenged the judgements exercised by the management and tested the key assumptions used including the impact of COVID-19 based on our knowledge of the industry, publicly available information and Group’s strategic plans; • Compared the prior year expected tax profits with the actual results to determine the efficacy of the management’s budgeting process; • Tested the appropriateness of the forecasted tax liability computation as per the provisions of the IT Act, including assessment of the eligibility of various tax exemptions availed and MAT liability computation as per Section 115JB of the IT Act; • Obtained and evaluated sensitivity analysis performed by the management on aforesaid key assumptions and performed further independent sensitivity analysis to determine impact of estimation uncertainty on the future taxable profits; • Obtained and reviewed the documents with respect to the litigations during the year with AERA and the related order issued by TDSAT; and • Assessed the appropriateness and adequacy of the related disclosures in the financial statements in accordance with the applicable accounting standards.
<p>2. Valuation of derivative financial instruments. <i>(Refer to note 2(c)(t) for the accounting policy and note 41 and 42(b) for the financial disclosures in the accompanying Consolidated financial statements)</i> <i>This matter has been reported as key audit matter by us of GMR Hyderabad International Airport Limited and Delhi International Airport Limited vide our audit reports dated 28 April 2022 and 27 April 2022 respectively.</i></p>	
<p>The Group has entered into derivative financial instruments i.e. call spread options, coupon only hedge and had purchased derivative financial instruments, i.e. cross currency swap, coupon only swap and call spread options, to hedge its foreign currency risks in relation to the long-term bonds issued in foreign currency by GMR Hyderabad International Airport Limited and Delhi International Airport Limited respectively.</p> <p>Management has designated these derivative financial instruments and the aforesaid debt at initial recognition as cash flow hedge relationship as per Ind AS 109.</p>	<p>Our audit procedures to assess hedge accounting test the valuation of the derivative financial instruments included but were not limited to the following:</p> <ul style="list-style-type: none"> • Assessed and tested the design and operating effectiveness of management’s key internal controls over derivative financial instruments and the related hedge accounting; • Reviewed the management’s documentation for the designated hedge instrument which defines the nature of hedge relationship;



<p>The valuation of hedging instrument is complex and necessitates a sophisticated system to record and track each contract and calculates the related valuations at each financial reporting date. Since valuation of hedging instruments and consideration of hedge effectiveness involves both significant assumptions and judgements such as discount rates, forward exchange rates, future interbank rates and involvement of management's expert, and therefore, is subject to an inherent risk of error.</p> <p>We have identified valuation of hedging instruments as a key audit matter in view of the significant judgements, estimates and complexity involved.</p>	<ul style="list-style-type: none"> • Considered the consistent application of the accounting policies and assessed the hedge accounting methodologies applied; and compared these to the requirements of Ind AS 109, Financial Instruments; • Evaluated the management's valuation specialist's professional competence, expertise and objectivity; • Tested the accuracy of input data provided by the management to the external valuation specialist and assessed the reasonability of the assumptions used, while valuing the hedging instruments; • Involved our valuation specialists to test the fair values of derivative financial instruments and compared the results to the management's results; • Assessed the appropriateness and adequacy of the related disclosures in the consolidated financial statements in accordance with the applicable accounting standards.
<p>3. Capital work in progress for airport expansion <i>(Refer to note 2(c)(i) for the accounting policy and note 3, note 47(xix) and 47(xx) for the financial disclosures in the accompanying Consolidated financial statements)</i> <i>This matter has been reported as key audit matter by us of GMR Hyderabad International Airport Limited and Delhi International Airport Limited vide our audit reports dated 28 April 2022 and 27 April 2022 respectively.</i></p>	
<p>The subsidiary company, GMR Hyderabad International Airport Limited, is in the process of expansion of the Rajiv Gandhi International Airport, Hyderabad and has total capital work in progress as at 31 March 2022 amounting to Rs. 3,043.11 crores as explained in note 47(xx) to the accompanying consolidated financial statements.</p> <p>Delhi International Airport Limited is in the process of expansion of the airport with a plan to incur an amount of Rs. 10,576.13 crore. Till as at 31 March 2022, the DIAL has incurred Rs. 6,215.69 crore as capital expenditure towards such capital expansion as explained in note 47(xix) to the accompanying consolidated financial statements.</p> <p>Determining whether expenditure meets the capitalization criteria, specifically with regard to whether they are operational or capital in nature, involves significant management judgement in assessing whether capitalization is in line with</p>	<p>This has been determined as a key audit matter due to the significance of the capital expenditure during the year and the risk that the elements of costs (including borrowing costs) that are eligible for capitalisation are appropriately capitalised in accordance with the recognition criteria provided in Ind AS 16 and Ind AS 23. Our audit procedures to assess appropriate capitalization of such expenditure included, but were not limited to the following:</p> <ul style="list-style-type: none"> • Assessed the design and implementation and tested the operating effectiveness of key controls surrounding the capitalization of costs. • Reviewed management's capitalisation policy, including application of the aforesaid policy, to assess consistency with the requirements set out by Ind AS 16, Property, Plant and Equipment. • Compared the additions with the budgets and the orders given to the vendors.



<p>Ind AS 16, Property, Plant and Equipment and the Group's accounting policy.</p> <p>Further, the tariff determination by AERA for control periods for the aeronautical services is linked to the Regulated Asset Base, which is based on the fixed asset balance and considering these additions are significant to the asset base of the Group, we have assessed inappropriate capitalization as a significant risk as part of our audit strategy.</p> <p>Further, the aforementioned capital expenditure has been funded from the specific borrowings raised for such purpose. Accordingly, the borrowing cost incurred on such borrowings have been included as a capital expenditure in accordance with the provisions of Ind AS 23, Borrowing Costs.</p>	<ul style="list-style-type: none"> • Ensured that the borrowing cost capitalized is as per Ind AS 23 Borrowing Costs • Tested the additions on a sample basis for their nature and purpose to ensure that the capitalization is as per respective company's accounting policy. • Assessed the appropriateness and adequacy of the related disclosures in the consolidated financial statements in accordance with the applicable accounting standards.
<p>4. Monthly Annual Fee payable to Airport Authority of India (AAI) <i>Refer to Note 47(xvi) for the financial disclosures in the accompanying Consolidated financial statements.</i> <i>This matter has been reported as key audit matter by us of Delhi International Airport Limited vide their audit report dated 27 April 2022.</i></p>	
<p>The Subsidiary of the Holding Company, Delhi International Airport Limited have ongoing litigations/ arbitration proceedings with Airport Authority of India (AAI) in respect of Monthly Annual Fee (MAF) due to AAI for the period 1 April 2020 to 31 March 2022 which could have a significant impact on the consolidated financial statements, if the potential exposures were to materialize. The amounts involved are significant, and the application of accounting standards to determine the amount, if any, to be provided as a liability or disclosed as a contingent liability, is inherently subjective.</p> <p>The outcome of such litigation /arbitration proceedings is currently uncertain and the aforesaid assessment requires significant judgement by the management including interpretation of legal rights and obligations arising out of the underlying Operation, Management and Development Agreement dated 4 April 2006 entered with AAI, which required involvement of both management's and auditor's experts. Accordingly, this matter has been determined as a key audit matter for current year audit.</p> <p>The above matter is also considered fundamental to the understanding of the users of the accompanying consolidated financial statements on account of the uncertainties</p>	<p>Our audit procedures in relation to the assessment of ongoing litigation/ arbitration proceedings in relation to MAF fee included but were not limited to the following:</p> <ul style="list-style-type: none"> • Obtained an understanding of management's process and evaluated design, implementation and operating effectiveness of management's key internal controls over assessment of litigations/ arbitration proceedings and determination of appropriate accounting treatment in accordance with the requirements of Ind AS 37, Provisions, Contingent liabilities and Contingent Assets. • Obtained and read the summary of litigation involved in respect of MAF payable, the supporting documentation including communications exchanged between the parties, and held discussions with the management of the DIAL to understand management's assessment of the matter; • Evaluated the legal opinions obtained by the management from its internal and external legal experts on the likelihood of the outcome of the said contingencies and potential impact of ongoing litigation/ arbitration proceedings and amount paid under protest, basis our understanding of the matter obtained as above, and held further discussions, as



<p>relating to the future outcome of the proceedings/litigation.</p>	<p>required, with such experts to seek clarity of their legal assessments.</p> <ul style="list-style-type: none"> Involved independent auditor's experts to validate the assessment of the likelihood of the outcome of contingencies and potential impact of ongoing litigation/ arbitration proceedings and amount paid under protest in order to assess the basis used for determination of appropriateness of the accounting treatment and resulting disclosures in the consolidated financial statements in accordance with the requirements of applicable accounting standards;
--	--

Information other than the Consolidated Financial Statements and Auditor's Report thereon

9. The Holding Company's Board of Directors are responsible for the other information. The other information comprises the information included in the Annual Report, but does not include the consolidated financial statements and our auditor's report thereon. The Annual Report is expected to be made available to us after the date of this auditor's report.

Our opinion on the consolidated financial statements does not cover the other information and we do not express any form of assurance conclusion thereon.

In connection with our audit of the consolidated financial statements, our responsibility is to read the other information identified above when it becomes available and, in doing so, consider whether the other information is materially inconsistent with the consolidated financial statements or our knowledge obtained in the audit or otherwise appears to be materially misstated.

When we read the Annual Report, if we conclude that there is a material misstatement therein, we are required to communicate the matter to those charged with governance.

Responsibilities of Management and Those Charged with Governance for the Consolidated Financial Statements

10. The accompanying consolidated financial statements have been approved by the Holding Company's Board of Directors. The Holding Company's Board of Directors are responsible for the matters stated in section 134(5) of the Act with respect to the preparation and presentation of these consolidated financial statements that give a true and fair view of the consolidated financial position, consolidated financial performance including other comprehensive income, consolidated changes in equity and consolidated cash flows of the Group including its associates and joint ventures in accordance with the Ind AS specified under section 133 of the Act read with the Companies (Indian Accounting Standards) Rules, 2015, and other accounting principles generally accepted in India. The Holding Company's Board of Directors are also responsible for ensuring accuracy of records including financial information considered necessary for the preparation of consolidated Ind AS financial statements. Further, in terms of the provisions of the Act the respective Board of Directors of the companies included in the Group, and its associate companies and joint venture companies covered under the Act are responsible for maintenance of adequate accounting records in accordance with the provisions of the Act for safeguarding the assets of the Group and for preventing and detecting frauds and other irregularities; selection and application of appropriate accounting policies; making judgments and estimates that are reasonable and prudent; and design, implementation and maintenance of adequate internal financial controls, that were operating effectively for ensuring the accuracy and completeness of the accounting records, relevant to the preparation and presentation of the financial statements that give a true and fair view and are free from material misstatement, whether due to fraud or error. These financial statements have been used for the purpose of

Walker Chandio & Co LLP
Chartered Accountants
21st Floor, DLF Square,
Jacaranda Marg, DLF Phase II,
Gurugram 122002, India

K. S. Rao & Co.
Chartered Accountants
2nd Floor, 10/2 Khivraj
Mansion, Kasturba Road
Bengaluru – 560001, India

preparation of the consolidated financial statements by the Board of Directors of the Holding Company, as aforesaid.

11. In preparing the consolidated financial statements, the respective Board of Directors of the companies included in the Group and of its associates and joint ventures are responsible for assessing the ability of the Group and of its associates and joint ventures to continue as a going concern, disclosing, as applicable, matters related to going concern and using the going concern basis of accounting unless the Board of Directors either intend to liquidate the Group or to cease operations, or has no realistic alternative but to do so.
12. Those respective Board of Directors are also responsible for overseeing the financial reporting process of the companies included in the Group and of its associates and joint ventures.

Auditor's Responsibilities for the Audit of the Consolidated Financial Statements

13. Our objectives are to obtain reasonable assurance about whether the consolidated financial statements as a whole are free from material misstatement, whether due to fraud or error, and to issue an auditor's report that includes our opinion. Reasonable assurance is a high level of assurance but is not a guarantee that an audit conducted in accordance with Standards on Auditing will always detect a material misstatement when it exists. Misstatements can arise from fraud or error and are considered material if, individually or in the aggregate, they could reasonably be expected to influence the economic decisions of users taken on the basis of these consolidated financial statements.
14. As part of an audit in accordance with Standards on Auditing specified under section 143(10) of the Act we exercise professional judgment and maintain professional skepticism throughout the audit. We also:
 - Identify and assess the risks of material misstatement of the consolidated financial statements, whether due to fraud or error, design and perform audit procedures responsive to those risks, and obtain audit evidence that is sufficient and appropriate to provide a basis for our opinion. The risk of not detecting a material misstatement resulting from fraud is higher than for one resulting from error, as fraud may involve collusion, forgery, intentional omissions, misrepresentations, or the override of internal control;
 - Obtain an understanding of internal control relevant to the audit in order to design audit procedures that are appropriate in the circumstances. Under section 143(3)(i) of the Act we are also responsible for expressing our opinion on whether the Holding Company has adequate internal financial controls system with reference to financial statements in place and the operating effectiveness of such controls;
 - Evaluate the appropriateness of accounting policies used and the reasonableness of accounting estimates and related disclosures made by management;
 - Conclude on the appropriateness of management's use of the going concern basis of accounting and, based on the audit evidence obtained, whether a material uncertainty exists related to events or conditions that may cast significant doubt on the ability of the Group and its associates and joint ventures to continue as a going concern. If we conclude that a material uncertainty exists, we are required to draw attention in our auditor's report to the related disclosures in the financial statements or, if such disclosures are inadequate, to modify our opinion. Our conclusions are based on the audit evidence obtained up to the date of our auditor's report. However, future events or conditions may cause the Group and its associates and joint ventures to cease to continue as a going concern; and
 - Evaluate the overall presentation, structure and content of the financial statements, including the disclosures, and whether the financial statements represent the underlying transactions and events in a manner that achieves fair presentation.
 - Obtain sufficient appropriate audit evidence regarding the financial information of the entities within the Group, and its associates and joint ventures, to express an opinion on the consolidated financial statements. We are responsible for the direction, supervision and performance of the audit of financial statements of such entities included in the financial statements, of which we are the independent auditors. For the other entities included in the financial statements, which have been audited by the other auditors,

N



Walker Chandio & Co LLP
Chartered Accountants
21st Floor, DLF Square,
Jacaranda Marg, DLF Phase II,
Gurugram 122002, India

K. S. Rao & Co.
Chartered Accountants
2nd Floor, 10/2 Khivraj
Mansion, Kasturba Road
Bengaluru – 560001, India

such other auditors remain responsible for the direction, supervision and performance of the audits carried out by them. We remain solely responsible for our audit opinion.

15. We communicate with those charged with governance regarding, among other matters, the planned scope and timing of the audit and significant audit findings, including any significant deficiencies in internal control that we identify during our audit.
16. We also provide those charged with governance with a statement that we have complied with relevant ethical requirements regarding independence, and to communicate with them all relationships and other matters that may reasonably be thought to bear on our independence, and where applicable, related safeguards.
17. From the matters communicated with those charged with governance, we determine those matters that were of most significance in the audit of the financial statements of the current period and are therefore the key audit matters. We describe these matters in our auditor's report unless law or regulation precludes public disclosure about the matter or when, in extremely rare circumstances, we determine that a matter should not be communicated in our report because the adverse consequences of doing so would reasonably be expected to outweigh the public interest benefits of such communication.

Other Matter

18. The Consolidated financial statements of 11 subsidiaries, whose financial statements reflects total assets of Rs. 1,800.45 crore and net assets of Rs. 412.35 crore as at 31 March 2022, total revenues of Rs. 859.02 crore and net cash inflows amounting to Rs. 27.02 crore for the year ended on that date, as considered in the consolidated financial statements have been audited by one of the joint auditor, K.S. Rao & Co. The consolidated financial statements also include the Group's share of net loss (including other comprehensive loss) of Rs. 1.96 crore for the year ended 31 March 2022, as considered in the consolidated financial statements, in respect of 1 joint venture, as considered in the consolidated financial statement have also been audited by one of the joint auditor, K.S. Rao & Co. The consolidated financial statements also include the Group's share of net profit (including other comprehensive income) of Rs. 127.24 crore for the year ended 31 March 2022, in respect of 2 associates and 1 joint venture, as considered in the consolidated financial statement have been audited by one of the joint auditor, Walker Chandio & Co LLP.
19. We did not audit the financial statements of 4 subsidiaries (including 3 subsidiaries consolidated for the year ended 31 December 2021, with a quarter leg), whose financial statements reflects total assets of Rs. 3,692.99 crore and net assets of Rs. 84.20 crore as at 31 March 2022, total revenues of Rs. 55.82 crore and net cash inflows amounting to Rs. 16.27 crore for the year ended on that date, as considered in the consolidated financial statements. The consolidated financial statements also include the Group's share of net loss (including other comprehensive loss) of Rs. 54.41 crore for the year ended 31 March 2022, as considered in the consolidated financial statements, in respect of 1 associate and 6 joint ventures (including 3 joint ventures consolidated for the year ended 31 December 2021, with a quarter leg), whose financial statements have not been audited by us. These financial statements have been audited by other auditors whose reports have been furnished to us by the management and our opinion on the consolidated financial statements, in so far as it relates to the amounts and disclosures included in respect of these subsidiaries, associates and joint ventures, and our report in terms of sub-section (3) of section 143 of the Act in so far as it relates to the aforesaid subsidiaries, associates and joint ventures, are based solely on the reports of the other auditors.

Further, of these subsidiaries, associates and joint ventures, 3 subsidiaries and 3 joint ventures are located outside India whose financial statements and other financial information have been prepared in accordance with accounting principles generally accepted in their respective countries and which have been audited by other auditors under generally accepted auditing standards applicable in their respective countries. The Holding Company's management has converted the financial statements of such subsidiaries and joint ventures located outside India from accounting principles generally accepted in their respective countries to accounting principles generally accepted in India. We have audited these conversion adjustments made by the Holding Company's management. Our opinion, and matters identified and disclosed under key audit matters section above, in so far as it relates to the balances and affairs of such subsidiaries and joint ventures located outside India, is based on the report of other auditors and the conversion adjustments prepared by the management of the Holding Company and audited by us.



Walker Chandiook & Co LLP
Chartered Accountants
21st Floor, DLF Square,
Jacaranda Marg, DLF Phase II,
Gurugram 122002, India

K. S. Rao & Co.
Chartered Accountants
2nd Floor, 10/2 Khivraj
Mansion, Kasturba Road
Bengaluru – 560001, India

Our opinion above on the consolidated financial statements, and our report on other legal and regulatory requirements below, are not modified in respect of the above matters with respect to our reliance on the work done by and the reports of the other auditors.

20. We did not audit the financial statements of 2 subsidiaries (including 2 subsidiaries consolidated for the year ended 31 December 2021, with a quarter lag), whose financial statements reflects total assets of Rs. NIL and net assets of Rs. NIL as at 31 March 2022, total revenues of Rs. NIL and net cash inflows amounting to Rs. NIL for the year ended on that date, as considered in the consolidated financial statements. The consolidated financial statements also include the Group's share of net loss (including other comprehensive loss) of Rs. 3.40 crore for the year ended 31 March 2022, as considered in the consolidated financial statements, in respect of 1 associate and 4 joint ventures (including 3 joint ventures consolidated for the year ended 31 December 2021, with a quarter leg), whose financial statements have not been audited by us. These financial statements are unaudited and have been furnished to us by the management and our opinion on the consolidated financial statements, and the aforesaid subsidiaries, associates and joint ventures, is based solely on such unaudited financial statements. In our opinion and according to the information and explanations given to us by the management, these financial statements are not material to the Group.

Our opinion above on the consolidated financial statements, and our report on other legal and regulatory requirements below, are not modified in respect of the above matter with respect to our reliance on the financial statements certified by the management.

21. The audit of the Consolidated financial statements for the year ended 31 March 2021 was carried out and reported by one of the joint auditors Walker Chandiook & Co. LLP who have expressed modified opinion vide their audit report dated 31 May 2021 for the year ended 31 March 2021. Accordingly, KS Rao & Co do not express any opinion on the figures reported for the year ended 31 March 2021 in the consolidated financial statements.

Report on Other Legal and Regulatory Requirements


22. As required by section 197(16) of the Act based on our audit and on the consideration of the reports of the other auditors, referred to in paragraph 18 and 19, on separate financial statements of the subsidiaries, associates and joint ventures, we report that the Holding Company, 3 subsidiary companies and 2 joint venture companies incorporated in India whose financial statements have been audited under the Act have paid remuneration to their respective directors during the year in accordance with the provisions of and limits laid down under section 197 read with Schedule V to the Act. Further, we report that the provisions of section 197 read with Schedule V to the Act are not applicable to 1 subsidiary company, 3 associate companies and 2 joint venture companies incorporated in India whose financial statements have been audited under the Act, since none of such companies is a public company as defined under section 2(71) of the Act and we report that 10 subsidiary companies and 1 joint venture covered under the Act have not paid or provided for any managerial remuneration during the year.
23. As required by clause (xxi) of paragraph 3 of Companies (Auditor's Report) Order, 2020 ('the Order') issued by the Central Government of India in terms of section 143(11) of the Act based on the consideration of the Order reports issued till date by us and by the respective other auditors as mentioned in paragraph 18 & 19 above, of companies included in the consolidated financial statements for the year ended 31 March 2022 and covered under the Act we report that following are the qualifications/adverse remarks reported by us and the other auditors in the Order reports of the companies included in the consolidated financial statements for the year ended 31 March 2022 for which such Order reports have been issued till date and made available to us:



S No	Name	CIN	Holding Company / subsidiary / Associate / Joint Venture	Clause number of the CARO report which is qualified or adverse
1.	GMR Airport Developers Limited	U62200HR2008PLC098389	Subsidiary	Clause (iii) (c) and (iii) (d)
2.	GMR Bajoli Holi Hydropower Private Limited	U40101HP2008PTC030971	Joint Venture	Clause (ix)

24. As required by section 143(3) of the Act, based on our audit and on the consideration of the reports of the other auditors on separate financial statements and other financial information of the subsidiaries, associates and joint ventures incorporated in India whose financial statements have been audited under the Act, we report, to the extent applicable, that:

- a) We have sought and except for the matter described in the Basis for Qualified Opinion section, obtained all the information and explanations which to the best of our knowledge and belief were necessary for the purpose of our audit of the aforesaid consolidated financial statements;
- b) In our opinion, proper books of account as required by law relating to preparation of the aforesaid consolidated financial statements have been kept so far as it appears from our examination of those books and the reports of the other auditors, except for the effects of the matter described in paragraph 3 of the Basis for Qualified Opinion section with respect to the financial statements of the Holding Company;
- c) The consolidated financial statements dealt with by this report are in agreement with the relevant books of account maintained for the purpose of preparation of the consolidated financial statements;
- d) Except for the effects of the matters described in the Basis for Qualified Opinion section, in our opinion, the aforesaid consolidated financial statements comply with Ind AS specified under section 133 of the Act read with the Companies (Indian Accounting Standards) Rules, 2015;
- e) The matters described in paragraph 3, paragraph 5 and paragraph 6 of Basis for Qualified Opinion and the Emphasis of Matter section, in our opinion, may have an adverse effect on the functioning of the Holding Company, GMR Hyderabad International Airport Limited, a subsidiary of the Holding Company and Delhi International Airport Limited, a subsidiary of the Holding Company respectively;
- f) On the basis of the written representations received from the directors of the Holding Company, its subsidiary companies, associate companies and joint venture companies and taken on record by the Board of Directors of the Holding Company, its subsidiary companies, associate companies and joint venture companies, respectively, and the reports of the statutory auditors of its subsidiary companies, associate companies and joint venture companies, none of the directors of the Group companies, its associate companies and joint venture companies covered under the Act, are disqualified as on 31 March 2022 from being appointed as a director in terms of section 164(2) of the Act.
- g) The qualification relating to the maintenance of accounts and other matters connected therewith are as stated in paragraph 3 of the Basis for Qualified Opinion section with respect to the Holding Company;
- h) With respect to the adequacy of the internal financial controls with reference to financial statements of the Holding Company, and its subsidiary companies, associate companies and joint venture companies covered under the Act, and the operating effectiveness of such controls, refer to our separate report in 'Annexure II' wherein we have expressed a modified opinion; and
- i) With respect to the other matters to be included in the Auditor's Report in accordance with rule 11 of the Companies (Audit and Auditors) Rules, 2014 (as amended), in our opinion and to the best of our information




and according to the explanations given to us and based on the consideration of the report of the other auditors on separate financial statements as also the other financial information of the subsidiaries, associates and joint ventures incorporated in India whose financial statements have been audited under the Act:

- i. The consolidated financial statements disclose the impact of pending litigations on the consolidated financial position of the Group, its associates and joint ventures, as detailed in note 38(c) to the consolidated financial statements;
- ii. Except for the effect of the matter described in the Basis for Qualified Opinion section, provision has been made in these consolidated financial statements, as required under the applicable law or Ind AS, for material foreseeable losses, on long-term contracts including derivative contracts, as detailed in note 41 to the consolidated financial statements;
- iii. There were no amounts which were required to be transferred to the Investor Education and Protection Fund by the Holding Company, and its subsidiary companies, associate companies and joint venture companies covered under the Act, during the year ended 31 March 2022;
- iv.
 - a. The respective managements of the Holding Company and its subsidiary companies, associate companies and joint venture companies incorporated in India whose financial statements have been audited under the Act have represented to us and the other auditors of such subsidiaries, associates and joint ventures respectively that, to the best of their knowledge and belief, no funds have been advanced or loaned or invested (either from borrowed funds or securities premium or any other sources or kind of funds) by the Holding Company or its subsidiary companies, its associate companies or its joint venture companies to or in any person or entity, including foreign entities ('the intermediaries'), with the understanding, whether recorded in writing or otherwise, that the intermediary shall, whether, directly or indirectly lend or invest in other persons or entities identified in any manner whatsoever by or on behalf of the Holding Company, or any such subsidiary companies, its associate companies or its joint venture companies ('the Ultimate Beneficiaries') or provide any guarantee, security or the like on behalf the Ultimate Beneficiaries;
 - b. The respective managements of the Holding Company and its subsidiary companies, associate companies and joint venture companies incorporated in India whose financial statements have been audited under the Act have represented to us and the other auditors of such subsidiaries, associates and joint ventures respectively that, to the best of their knowledge and belief, no funds have been received by the Holding Company or its subsidiary companies, or its associate companies or its joint venture companies from any person or entity, including foreign entities ('the Funding Parties'), with the understanding, whether recorded in writing or otherwise, that the Holding Company, or any such subsidiary companies, its associate companies or its joint venture companies shall, whether directly or indirectly, lend or invest in other persons or entities identified in any manner whatsoever by or on behalf of the Funding Party ('Ultimate Beneficiaries') or provide any guarantee, security or the like on behalf of the Ultimate Beneficiaries; and
 - c. Based on such audit procedures performed by us and that performed by the auditors of the subsidiaries, associates and joint ventures, as considered reasonable and appropriate in the circumstances, nothing has come to our attention that causes us to believe that the management representations under sub-clauses (a) and (b) above contain any material misstatement.



Walker Chandiok & Co LLP
Chartered Accountants
21st Floor, DLF Square,
Jacaranda Marg, DLF Phase II,
Gurugram 122002, India

K. S. Rao & Co.
Chartered Accountants
2nd Floor, 10/2 Khivraj
Mansion, Kasturba Road
Bengaluru – 560001, India

- v. The dividend declared or paid during the year ended 31 March 2022 by subsidiary companies, associate companies and joint venture companies is in compliance with section 123 of the Act. Further, the Holding Company have not declared or paid any dividend during the year ended 31 March 2022.

For Walker Chandiok & Co LLP
Chartered Accountants
Firm Registration No.: 001076N/N500013



Neeraj Sharma
Partner
Membership No: 502013

UDIN: 22502103AJCCWZ1740
Place: New Delhi
Date: 17 May 2022

For K. S. Rao & Co.
Chartered Accountants
Firm Registration No.: 003109S



Sudarshan Gupta
Partner
Membership No: 223060



UDIN: 22223060AJCHPB8119
Place: New Delhi
Date: 17 May 2022

Annexure I

List of entities included in the consolidated financial statements

S.No	Holding Company
1	GMR Airports Limited

S.No	Subsidiary	S.No	Subsidiary
1	GMR Hyderabad International Airport Limited	11	GMR International Airport BV
2	GMR Hyderabad Aerotropolis Limited	12	GMR Airports (Singapore) Pte Ltd
3	GMR Hyderabad Aviation SEZ Limited	13	GMR Airports Greece Single Member SA
4	GMR Hospitality and Retail Ltd	14	GMR Kannur Duty Free Services Limited
5	GMR Aerospace Engineering Limited	15	GMR Hyderabad Airports Assets Limited
6	GMR Airport Developers Limited	16	GMR Nagpur International Airport Limited
7	GMR Aero Technic Limited	17	GMR Vishakhapatnam International Airport Limited
8	Delhi International Airport Limited	18	GMR Airport Netherland BV (Incorporated on 17 December 2021)
9	Delhi Airport Parking Services Pvt. Ltd.	19	GMR Airports (Mauritius) Limited (Under Liquidation)
10	GMR Goa International Airports Limited	20	Delhi Aerotropolis Private Limited (Dissolved with effect from 09 December 2021)

S.No	Joint Ventures	S.No	Joint Ventures
1	Laqshya Hyderabad Airport Media Private Limited	7	GMR Megawide Cebu Airport Corporation
2	ESR GMR Logistics Park Private Limited (Earlier known as GMR Logistics Park Private Limited)	8	Mactan Travel Retail Group Co
3	Delhi Aviation Services Private Limited	9	SSP- Mactan Cebu Corporation
4	Delhi Aviation Fuel Facility Private Limited	10	International Airport of Heraklion Crete SA
5	Delhi Duty Free Services Private Limited	11	Megawide GMR Construction JV
6	GMR Bajoli Holi Hydropower Private Limited	12	PT Angkasa Pura Avias (Acquired on 23 December 2021)

S.No	Associates	S.No	Associates
1	TIM Delhi Airport Advertisement Private	3	Travel Food Services (Delhi T3) Private Limited
2	Celebi Delhi Cargo Terminal Management India Private Limited	4	Digi Yatra Foundation



Walker Chandiook & Co LLP
Chartered Accountants
21st Floor, DLF Square,
Jacaranda Marg, DLF Phase II,
Gurugram 122002, India

K. S. Rao & Co.
Chartered Accountants
2nd Floor, 10/2 Khivraj
Mansion, Kasturba Road
Bengaluru – 560001, India

Annexure II to the Independent Auditor's Report of even date to the members of GMR Airports Limited on the consolidated financial statements for the year ended 31 March 2022

Annexure II

Independent Auditor's Report on the internal financial controls with reference to financial statements under Clause (i) of Sub-section 3 of Section 143 of the Companies Act, 2013 ('the Act')

1. In conjunction with our audit of the consolidated financial statements of GMR Airport Limited ('the Holding Company') and its subsidiaries (the Holding Company and its subsidiaries together referred to as 'the Group'), its associates and joint ventures as at and for the year ended 31 March 2022, we have audited the internal financial controls with reference to financial statements of the Holding Company, its subsidiary companies, its associate companies and joint venture companies, which are companies covered under the Act, as at that date.

Responsibilities of Management and Those Charged with Governance for Internal Financial Controls

2. The respective Board of Directors of the Holding Company, its subsidiary companies, its associate companies and joint venture companies, which are companies covered under the Act, are responsible for establishing and maintaining internal financial controls based on the internal financial controls with reference to financial statements criteria established by the Company considering the essential components of internal control stated in the Guidance Note on Audit of Internal Financial Controls over Financial Reporting ('the Guidance Note') issued by the Institute of Chartered Accountants of India (the 'ICAI'). These responsibilities include the design, implementation and maintenance of adequate internal financial controls that were operating effectively for ensuring the orderly and efficient conduct of the Company's business, including adherence to the Company's policies, the safeguarding of its assets, the prevention and detection of frauds and errors, the accuracy and completeness of the accounting records, and the timely preparation of reliable financial information, as required under the Act.


Auditor's Responsibility for the Audit of the Internal Financial Controls with Reference to Financial Statements

3. Our responsibility is to express an opinion on the internal financial controls with reference to financial statements of the Holding Company, its subsidiary companies, its associate companies and joint venture companies, as aforesaid, based on our audit. We conducted our audit in accordance with the Standards on Auditing issued by the Institute of Chartered Accountants of India ('ICAI') prescribed under Section 143(10) of the Act, to the extent applicable to an audit of internal financial controls with reference to financial statements, and the Guidance Note on Audit of Internal Financial Controls Over Financial Reporting ('the Guidance Note') issued by the ICAI. Those Standards and the Guidance Note require that we comply with ethical requirements and plan and perform the audit to obtain reasonable assurance about whether adequate internal financial controls with reference to financial statements were established and maintained and if such controls operated effectively in all material respects.
4. Our audit involves performing procedures to obtain audit evidence about the adequacy of the internal financial controls with reference to financial statements and their operating effectiveness. Our audit of internal financial controls with reference to financial statements includes obtaining an understanding of such internal financial controls, assessing the risk that a material weakness exists, and testing and evaluating the design and operating effectiveness of internal control based on the assessed risk. The procedures selected depend on the auditor's judgement, including the assessment of the risks of material misstatement of the financial statements, whether due to fraud or error.
5. We believe that the audit evidence we have obtained and the audit evidence obtained by the other auditors in terms of their reports referred to in the Other Matters paragraph below, is sufficient and appropriate to provide a basis for our audit opinion on the internal financial controls with reference to financial statements of the Holding Company, its subsidiary companies, its associate companies and joint venture companies as aforesaid.

Meaning of Internal Financial Controls with Reference to Financial Statements

6. A company's internal financial controls with reference to financial statements is a process designed to provide reasonable assurance regarding the reliability of financial reporting and the preparation of financial statements for external purposes in accordance with generally accepted accounting principles. A company's internal financial controls with reference to financial statements include those policies and procedures that (1) pertain to the maintenance of records that, in reasonable detail, accurately and fairly reflect the transactions and dispositions of the assets of the company; (2) provide reasonable assurance that transactions are recorded as necessary to permit

N



Walker Chandiook & Co LLP
Chartered Accountants
21st Floor, DLF Square,
Jacaranda Marg, DLF Phase II,
Gurugram 122002, India

K. S. Rao & Co.
Chartered Accountants
2nd Floor, 10/2 Khivraj
Mansion, Kasturba Road
Bengaluru – 560001, India

Annexure II to the Independent Auditor's Report of even date to the members of GMR Airports Limited on the consolidated financial statements for the year ended 31 March 2022

preparation of financial statements in accordance with generally accepted accounting principles, and that receipts and expenditures of the company are being made only in accordance with authorisations of management and directors of the company; and (3) provide reasonable assurance regarding prevention or timely detection of unauthorised acquisition, use, or disposition of the company's assets that could have a material effect on the financial statements.

Inherent Limitations of Internal Financial Controls with Reference to Financial Statements

7. Because of the inherent limitations of internal financial controls with reference to financial statements, including the possibility of collusion or improper management override of controls, material misstatements due to error or fraud may occur and not be detected. Also, projections of any evaluation of the internal financial controls with reference to financial statements to future periods are subject to the risk that the internal financial controls with reference to financial statements may become inadequate because of changes in conditions, or that the degree of compliance with the policies or procedures may deteriorate.

Qualified opinion

8. According to the information and explanations given to us, the following material weakness have been identified in the operating effectiveness of the internal financial controls with reference to financial statements of the Holding Company's as at 31 March 2022:

The Holding Company's internal financial control system over fair value measurement of its liability relating to Bonus Compulsorily Convertible Preference Shares Series A, Series B, Series C and Series D (together hereinafter referred as 'Bonus CCPS'), as fully explained in note 47(xxvi) to the consolidated financial statements, were not operating effectively, which has resulted in such Bonus CCPS not being measured at their fair value in accordance with the applicable accounting standards, and its consequential impact on the accompanying consolidated financial statements.

9. A 'material weakness' is a deficiency, or a combination of deficiencies, in internal financial controls with reference to financial statements, such that there is a reasonable possibility that a material misstatement of the Holding Company's annual or interim financial statements will not be prevented or detected on a timely basis.


10. In our opinion and based on the considerations of the reports of the other auditors on Internal financials controls with reference to financial statements of the subsidiary companies, associate companies and joint venture companies, which are companies covered under the Act, have in all material respects, adequate internal financial controls with reference to financial statements as at 31 March 2022, based on the internal financial controls with reference to financial statements criteria established by the Holding Company considering the essential components of internal control stated in the Guidance Note issued by the ICAI, and except for the effects/possible effects of the material weakness described above on the achievement of the objectives of the control criteria, such internal financial controls with reference to financial statements were operating effectively as at 31 March 2022.

We have considered the material weakness identified and reported above in determining the nature, timing, and extent of audit tests applied in our audit of the consolidated financial statements of the Group as at and for the year ended 31 March 2022, and the material weakness has affected our opinion on the consolidated financial statements of the Holding Company and we have issued a modified opinion on the Consolidated financial statements.

Other Matter

11. The internal financial controls with reference to financial statements insofar as it relates to 11 subsidiary companies, which are companies covered under the Act, whose financial statements reflect total assets of Rs. 1,800.45 crore and net assets of Rs. 412.35 crore as at 31 March 2022, total revenues of Rs. 859.02 crore and net cash inflows amounting to Rs. 27.02 crore for the year ended on that date, as considered in the consolidated financial statements have been audited by one of the joint auditor, K.S. Rao & Co. The consolidated financial statements also include the Group's share of net loss (including other comprehensive loss) of Rs. 1.96 crore for the year ended 31 March 2022, in respect of 1 joint venture, which are companies covered under the Act, whose internal financial controls with reference to financial statements have also been audited by one of the joint auditor, K.S. Rao & Co. The consolidated financial statements also include the Group's share of net profit (including other comprehensive income) of Rs. 127.24 crore for the year ended 31 March 2022, in respect of 2 associates and 1 joint venture, as considered in the consolidated financial statement have been audited by one of the joint auditor, Walker Chandiook & Co LLP.

N



Walker Chandiook & Co LLP
Chartered Accountants
21st Floor, DLF Square,
Jacaranda Marg, DLF Phase II,
Gurugram 122002, India

K. S. Rao & Co.
Chartered Accountants
2nd Floor, 10/2 Khivraj
Mansion, Kasturba Road
Bengaluru – 560001, India

Annexure II to the Independent Auditor's Report of even date to the members of GMR Airports Limited on the consolidated financial statements for the year ended 31 March 2022

12. We did not audit the internal financial controls with reference to financial statements insofar as it relates to 1 subsidiary company, which are company covered under the Act, whose financial statements reflect total assets of Rs. 1,780.68 crore and net assets of Rs. 584.01 crore as at 31 March 2022, total revenues of Rs. 1.10 crore and net cash inflows amounting to Rs. 3.01 crore for the year ended on that date, as considered in the consolidated financial statements. The consolidated financial statements also include the Group's share of net profit (including other comprehensive income) of Rs. 25.95 crore for the year ended 31 March 2022, in respect of 1 associate company and 3 joint venture companies, which are companies covered under the Act, whose internal financial controls with reference to financial statements have not been audited by us. The internal financial controls with reference to financial statements in so far as it relates to such subsidiary companies, associate companies and joint venture companies have been audited by other auditors whose reports have been furnished to us by the management and our report on the adequacy and operating effectiveness of the internal financial controls with reference to financial statements for the Holding Company, its subsidiary companies, its associate companies and joint venture companies, as aforesaid, under Section 143(3)(i) of the Act in so far as it relates to such subsidiary companies, associate companies and joint venture companies is based solely on the reports of the auditors of such companies. Our opinion is not modified in respect of this matter with respect to our reliance on the work done by and on the reports of the other auditors.
13. We did not audit the internal financial controls with reference to financial statements in so far as it relates to 1 associate and 1 joint venture company, which are companies covered under the Act, in respect of which, the Group's share of net loss (including other comprehensive loss) of Rs. 1.43 crore for the year ended 31 March 2022 has been considered in the consolidated financial statements. The internal financial controls with reference to financial statements of these associate and joint venture companies, which are companies covered under the Act, are unaudited and our opinion under Section 143(3)(i) of the Act insofar as it relates to the aforesaid associate and joint venture companies, which are companies covered under the Act, is solely based on the corresponding internal financial controls with reference to financial statements reports certified by the management of such companies. In our opinion and according to the information and explanations given to us by the management, this financial information are not material to the Group. Our report on adequacy and operating effectiveness of the internal financial controls with reference to financial statements of the Group does not include the internal financial controls with reference to financial statements assessment in respect of the aforesaid companies. Our opinion is not modified in respect of the above matter with respect to our reliance on the internal financial controls with reference to financial statements reports certified by the management.


For Walker Chandiook & Co LLP
Chartered Accountants
Firm Registration No.: 001076N/N500013


Neeraj Sharma
Partner
Membership No: 502013

UDIN: 22502103AJCCWZ1740


Place: New Delhi
Date: 17 May 2022

For K. S. Rao & Co.
Chartered Accountants
Firm Registration No.: 003109S


Sudarshan Gupta
Partner
Membership No: 223060

UDIN: 22223060AJCHPB8119

Place: New Delhi
Date: 17 May 2022



GMR AIRPORTS LIMITED
Corporate Identity Number (CIN): U65999HR1992PLC101718
Consolidated Balance Sheet as at March 31, 2022

Particulars	Notes	March 31, 2022 (Rs. in crore)	March 31, 2021 (Rs. in crore)
Assets			
Non-current assets			
Property, plant and equipment	3	9,371.93	8,663.68
Capital work-in-progress	3	10,162.63	6,615.65
Goodwill	4	719.35	719.35
Other intangible assets	4	390.42	396.76
Right of use assets	5	94.33	107.33
Intangible assets under development	4	13.55	6.27
Investments accounted for using equity method	6A and 6B	2,948.66	2,457.63
Financial assets			
Investments	11	20.85	16.35
Loans	7	612.73	305.02
Other financial assets	8	1,841.92	1,831.65
Income tax assets (net)		138.91	101.82
Deferred tax assets (net)		563.54	482.94
Other non-current assets	9	3,725.76	3,415.11
		30,604.58	25,119.56
Current assets			
Inventories	10	92.12	93.44
Financial assets			
Investments	11	1,675.95	2,424.27
Trade receivables	12	310.38	279.55
Loans	7	300.58	408.28
Cash and cash equivalents	13	1,601.26	4,068.88
Bank balances other than cash and cash equivalents	13	1,490.14	2,018.92
Other financial assets	8	534.39	1,016.77
Other current assets	9	382.68	280.89
		6,387.50	10,591.00
Total assets		36,992.08	35,710.56
Equity and liabilities			
Equity			
Equity share capital	14	1,406.67	1,406.67
Other equity	15	1,341.17	1,826.36
Equity attributable to the equity holders of the parent		2,747.84	3,233.03
Non-controlling interests		1,465.90	1,578.83
Total equity		4,213.74	4,811.86
Liabilities			
Non-current liabilities			
Financial liabilities			
Borrowings	16	22,349.12	21,604.84
Lease liabilities		108.10	110.24
Other financial liabilities	18	1,777.43	1,670.42
Deferred tax liabilities (net)		19.78	108.50
Other non-current liabilities	19	2,544.78	1,936.22
Provisions	20	32.52	22.24
		26,831.73	25,452.46
Current liabilities			
Financial liabilities			
Borrowings	21	1,952.21	2,694.66
Lease liabilities		8.85	12.01
Trade payables	17	538.44	588.24
Other financial liabilities	18	2,662.36	1,483.62
Other current liabilities	19	526.41	432.35
Provisions	20	220.89	203.00
Current tax liabilities (net)		37.45	32.36
		5,946.61	5,446.24
Total liabilities		32,778.34	30,898.70
Total equity and liabilities		36,992.08	35,710.56

Summary of significant accounting policies 2 (C)


The accompanying notes are an integral part of the consolidated financial statements


As per our report of even date

As per our report of even date


For **Walker Chandio & Co LLP**
Chartered Accountants
Firm Registration No. : 001076N/N500013

For **K.S. Rao & Co**
Chartered Accountants
Firm Registration No. : 003109S



Neeraj Sharma
Partner
Membership no 502103
Place: New Delhi
Date: May 17, 2022



Sudarshana Gupta M S
Partner
Membership no 223060
Place: New Delhi
Date: May 17, 2022

For and on behalf of the Board of Directors


GBS Raju
Vice Chairman
DIN: 00061686
Place: Hyderabad
Date: May 17, 2022


Grandhi Kiran Kumar
Joint Managing Director & CEO
DIN: 00061669
Place: Dubai
Date: May 17, 2022


G.R.K. Babu
Chief Financial Officer
PAN: ACAPG2146H


Sushil Kumar Dudgej
Company Secretary
PAN: ARQPK4912J

Place: New Delhi
Date: May 17, 2022

Place: New Delhi
Date: May 17, 2022



GMR Airports Limited
Corporate Identity Number (CIN): U65999HR1992PLC101718
Consolidated Statement of Profit and Loss for the year ended March 31, 2022

Particulars	Notes	March 31, 2022 (Rs. in crore)	March 31, 2021 (Rs. in crore)
Income			
Revenue from operations	22	4,448.95	3,469.46
Other income	23	302.29	247.35
Total Income		4,751.24	3,716.81
Expenses			
Revenue share paid/payable to concessionaire grantors	24	224.02	360.79
Cost of materials consumed	25	87.96	91.19
Purchases of traded goods	26	31.62	0.34
Changes in inventories of stock-in-trade	27	4.62	16.55
Sub-contracting expenses	28	116.25	-
Employee benefits expense	29	596.75	545.95
Finance costs	30	1,656.47	1,503.97
Depreciation and amortisation expense	31	886.51	835.79
Other expenses	32	1,203.29	1,637.91
Total expenses		4,807.49	4,992.49
Loss before share of profit/ (loss) from investments accounted for using equity method, exceptional items and tax		(56.25)	(1,275.68)
Share of profit/ (loss) from investments accounted for using equity method (net of tax)		71.39	(116.81)
Profit/ (loss) before exceptional items and tax		15.14	(1,392.49)
Exceptional items	47(xxvii)	(390.13)	-
Loss before tax		(374.99)	(1,392.49)
Tax expenses:			
Current tax		15.62	5.72
Deferred tax credit		(134.28)	(276.42)
Total tax credit		(118.66)	(270.70)
Loss for the year		(256.33)	(1,121.79)
Other comprehensive income			
Items that will be reclassified subsequently to profit or loss			
Exchange differences on translation of foreign operations		30.49	71.29
Income tax effect		-	-
Total (a)		30.49	71.29
Net movement on cash flow hedges		(405.25)	116.98
Income tax effect		35.25	(25.97)
Total (b)		(370.00)	91.01
Total (a) + (b)		(339.51)	162.30
Items that will not be reclassified subsequently to profit or loss			
Remeasurement loss on post employment defined benefit plans		(1.02)	3.56
Income tax effect		0.16	(0.61)
Total		(0.86)	2.95
Total other comprehensive income for the year, net of tax		(340.37)	165.25
Total comprehensive income for the year		(596.70)	(956.54)
Loss for the year			
Equity holders of the parent		(278.43)	(895.13)
Non controlling interest		22.10	(226.66)



GMR Airports Limited
Corporate Identity Number (CIN): U65999HR1992PLC101718
Consolidated Statement of Profit and Loss for the year ended March 31, 2022

Particulars	Notes	March 31, 2022 (Rs. in crore)	March 31, 2021 (Rs. in crore)
Other comprehensive income			
Equity holders of the parent		(205.34)	132.02
Non controlling interest		(135.03)	33.23
Total comprehensive income for the year attributable to			
Equity holders of the parent		(483.77)	(763.11)
Non controlling interest		(112.93)	(193.43)
Loss per equity share (face value of Rs 10 each)			
Basic (Rs.)	33	(1.98)	(6.46)
Diluted (Rs.)	33	(1.98)	(6.46)

Summary of significant accounting policies 2 (C)
The accompanying notes are an integral part of the consolidated financial statements

As per our report of even date

For **Walker Chandok & Co LLP**
Chartered Accountants
Firm Registration No. : 001076N/N500013



Neeraj Sharma
Partner
Membership no: 502103
Place: New Delhi
Date: May 17, 2022



As per our report of even date

For **K.S. Rao & Co**
Chartered Accountants
Firm Registration No. : 003109S




Sudarshana Gupta M S
Partner
Membership no: 223060
Place: New Delhi
Date: May 17, 2022



For and on behalf of the Board of Directors




GBS Raju
Vice Chairman
DIN: 00061686
Place: Hyderabad
Date: May 17, 2022

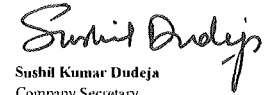


G.R.K. Babu
Chief Financial Officer
PAN: ACPG2146H

Place: New Delhi
Date: May 17, 2022



Grandhi Kiran Kumar
Joint Managing Director & CEO
DIN: 00061669
Place: Dubai
Date: May 17, 2022



Sushil Kumar Dudeja
Company Secretary
PAN: ARQPK4912J

Place: New Delhi
Date: May 17, 2022





GMR AIRPORTS LIMITED
Corporate Identity Number (CIN): U65999HR1992PLC101718
Consolidated Statement of changes in equity for the year ended March 31, 2022

a. Equity share capital:

Particulars	(Rs. in crore)								
	Balance as at April 1, 2020	Changes due to prior period errors	Restated balance as at April 1, 2020	Changes in equity share capital during the year	Balance as at March 31, 2021	Changes due to prior period errors	Restated balance as at April 1, 2021	Changes in equity share capital during the year	Balance as at March 31, 2022
Equity shares of Rs. 10 each issued, subscribed and fully paid	1,328.39	-	1,328.39	78.28	1,406.67	-	1,406.67	-	1,406.67

b. Other equity

Particulars	Equity attributable to the equity holders of parent							Equity attributable to the equity holders of parent	Non-controlling interest	Total equity
	Reserves and surplus				Items of Other comprehensive income					
	Securities premium	Capital reserve on consolidation	Capital reserve on government grant	Special reserve under section 45-IC of Reserve Bank of India ('RBI') Act	Retained earnings	Exchange difference on translation of financial statements of foreign operations	Cash flow hedge reserve			
As at April 01, 2021	968.68	(151.98)	107.00	81.05	745.77	(85.57)	161.41	1,826.36	1,578.83	3,405.19
Changes due to prior period error	-	-	-	-	-	-	-	-	-	-
Restated balance as at April 01, 2021	968.68	(151.98)	107.00	81.05	745.77	(85.57)	161.41	1,826.36	1,578.83	3,405.19
Loss for the year (a)	-	-	-	-	(278.43)	-	-	(278.43)	22.10	(256.33)
Other comprehensive income (b)	-	-	-	-	(0.74)	30.49	(235.09)	(205.34)	(135.03)	(340.37)
Total comprehensive loss (a) + (b)	-	-	-	-	(279.17)	30.49	(235.09)	(483.77)	(112.93)	(596.70)
Transfer to statement of profit and loss on hedge settlement	-	-	-	-	-	-	(1.05)	(1.05)	-	(1.05)
Deferred tax on above	-	-	-	-	-	-	(0.37)	(0.37)	-	(0.37)
As at March 31, 2022	968.68	(151.98)	107.00	81.05	466.60	(55.08)	(75.10)	1,341.17	1,465.90	2,807.07
As at April 01, 2020	318.28	(151.98)	107.00	81.05	1,638.79	(156.86)	102.79	1,939.07	1,772.26	3,711.33
Changes due to prior period error	-	-	-	-	-	-	-	-	-	-
Restated balance as at April 01, 2020	318.28	(151.98)	107.00	81.05	1,638.79	(156.86)	102.79	1,939.07	1,772.26	3,711.33
Loss for the year (a)	-	-	-	-	(895.13)	-	-	(895.13)	(226.66)	(1,121.79)
Other comprehensive income (b)	-	-	-	-	2.11	71.29	58.62	132.02	33.23	165.25
Total comprehensive loss (a) + (b)	-	-	-	-	(893.02)	71.29	58.62	(763.11)	(193.43)	(956.54)
Issue of equity shares	921.72	-	-	-	-	-	-	921.72	-	921.72
Bonus compulsorily convertible preference shares (refer note 47 xxvi)	(260.86)	-	-	-	-	-	-	(260.86)	-	(260.86)
Adjustment for share issue expenses	(10.46)	-	-	-	-	-	-	(10.46)	-	(10.46)
As at March 31, 2021	968.68	(151.98)	107.00	81.05	745.77	(85.57)	161.41	1,826.36	1,578.83	3,405.19



GMR AIRPORTS LIMITED

Corporate Identity Number (CIN): U65999HR1992PLC101718

Consolidated Statement of changes in equity for the year ended March 31, 2022

Summary of significant accounting policies 2 (C)

The accompanying notes are an integral part of the consolidated financial statements

As per our report of even date

For **Walker Chandiok & Co LLP**

Chartered Accountants

Firm Registration No. : 001076N/N500013



Neeraj Sharma

Partner

Membership no: 502103

Place: New Delhi

Date: May 17, 2022




As per our report of even date

For **K.S. Rao & Co**

Chartered Accountants

Firm Registration No. : 003109S




Sudarshana Gupta M S

Partner


Membership no: 223060

Place: New Delhi

Date: May 17, 2022



For and on behalf of the Board of Directors




GBS Raju

Vice Chairman

DIN: 00061686

Place: Hyderabad

Date: May 17, 2022



G.R.K. Babu

Chief Financial Officer

PAN: ACAPG2146H

Place: New Delhi

Date: May 17, 2022




Grandhi Kiran Kumar

Joint Managing Director & CEO

DIN: 00061669

Place: Dubai

Date: May 17, 2022



Sushil Kumar Dudeja

Company Secretary

PAN: ARQPK4912J

Place: New Delhi

Date: May 17, 2022



GMR AIRPORTS LIMITED
Corporate Identity Number (CIN): U65999HR1992PLC101718
Consolidated Cash Flow Statement for the year ended March 31, 2022

Particulars	March 31, 2022 (Rs. in crore)	March 31, 2021 (Rs. in crore)
CASH FLOW FROM OPERATING ACTIVITIES		
Loss before tax	(374.99)	(1,392.49)
Adjustments for:		
Depreciation of property, plant and equipment, right of use and amortization of intangible assets	886.51	835.79
Miscellaneous income	-	(0.62)
Provisions no longer required, written back	(2.46)	(8.06)
Unrealised exchange (gain)/ loss	(83.26)	76.49
Property, plant and equipment written off / loss on sale of property, plant and equipment (net)	2.95	24.88
Exceptional items	390.13	-
Provision against advance to Airports Authority of India (AAI)	43.21	446.21
Provision / write off of doubtful advances and trade receivables	0.70	4.08
Income from government grant	(5.27)	(5.27)
Interest expenses on financial liability carried at amortised cost	100.36	80.58
Deferred income on financial liability carried at amortised cost	(120.24)	(112.81)
Net gain on sale or fair valuation of investments	(33.55)	(25.39)
Finance costs	1,556.11	1,423.39
Finance income	(156.95)	(178.73)
Share of (profit)/ loss from investments accounted for using equity method	(71.39)	116.81
Operating profit before working capital changes	2,131.86	1,284.86
Movements in working capital :		
Increase in trade payables and financial/other liabilities and provisions	1,075.47	495.99
Increase in non-current/current financial and other assets	(1,075.83)	(1,622.86)
Cash generated from operations	2,131.50	157.99
Direct taxes paid (net of refunds)	(47.62)	41.48
Net cash flow from operating activities (A)	2,083.88	199.47
CASH FLOW FROM INVESTING ACTIVITIES		
Purchase of property, plant and equipment, intangible assets and cost incurred towards assets under construction / development	(3,026.31)	(2,832.51)
Sale of property, plant and equipment and intangible assets	35.84	0.10
Payment for aquisition of stake in joint venture	(435.90)	(30.38)
Security deposit for equipment lease	-	(401.20)
Proceeds from sale of investments (net)	781.77	235.40
Loans given (net)	(200.01)	(5.35)
Movement in investments in bank deposits (net) (having original maturity of more than three months)	527.72	(501.84)
Dividend received from joint ventures and associates	76.93	27.38
Finance income received	273.32	256.80
Net cash flow used in investing activities (B)	(1,966.64)	(3,251.60)
CASH FLOW FROM FINANCING ACTIVITIES		
Proceeds from borrowings	2,110.04	7,371.06
Repayment of borrowings	(2,730.60)	(1,333.34)
Proceeds from cancellation of mark to market	264.59	-
Issue of equity shares (including securities premium)	-	1,000.00
Repayment of lease liabilities	(20.29)	(21.58)
Processing fees paid	(2.01)	(135.33)
Finance costs	(2,206.59)	(2,089.50)
Net cash flow (used in)/ from financing activities (C)	(2,584.86)	4,791.31
Net (decrease)/ increase in cash and cash equivalents (A + B + C)	(2,467.62)	1,739.18
Cash and cash equivalents as at beginning of the year	4,068.88	2,388.14
Reduction in cash and cash equivalents on account of loss of control in a subsidiary during the year	-	(58.44)
Cash and cash equivalents at the end of the year	1,601.26	4,068.88



GMR AIRPORTS LIMITED
Corporate Identity Number (CIN): U65999HR1992PLC101718
Consolidated Cash Flow Statement for the year ended March 31, 2022

	March 31, 2022 (Rs. in crore)	March 31, 2021 (Rs. in crore)
COMPONENTS OF CASH AND CASH EQUIVALENTS		
Balances with banks:		
On current accounts	204.38	514.84
Deposits with original maturity of less than three months	1,372.88	3,552.56
Cheques / drafts on hand	22.99	0.19
Cash on hand	1.01	1.29
Total cash and cash equivalents	1,601.26	4,068.88

Summary of significant accounting policies 2 (C)

The accompanying notes are an integral part of the consolidated financial statements


As per our report of even date


As per our report of even date


For **Walker Chandio & Co LLP**
Chartered Accountants
Firm Registration No. : 001076N/N500013


For **K.S. Rao & Co**
Chartered Accountants
Firm Registration No. : 003109S


For and on behalf of the Board of Directors



Neeraj Sharma
Partner
Membership no: 502103
Place: New Delhi
Date: May 17, 2022


Sudarshana Gupta M S
Partner
Membership no: 223060
Place: New Delhi
Date: May 17, 2022


GBS Raju
Vice Chairman
DIN: 00061686
Place: Hyderabad
Date: May 17, 2022


Grandhi Kiran Kumar
Joint Managing Director & CEO
DIN: 00061669
Place: Dubai
Date: May 17, 2022


G.R.K. Babu
Chief Financial Officer
PAN: ACAPG2146H
Place: New Delhi
Date: May 17, 2022


Sushil Kumar Dudeja
Company Secretary
PAN: ARQPK4912J
Place: New Delhi
Date: May 17, 2022



GMR AIRPORTS LIMITED

Corporate Identity Number (CIN): U65999HR1992PLC101718

Notes to the consolidated financial statements for the year ended March 31, 2022

1. General Information

GMR Airports Limited ('GAL' or 'the Holding Company'), its subsidiaries, associate and joint ventures (hereinafter collectively referred to as 'the Group') are mainly engaged in infrastructure development such as development and maintenance of airports, various airport related activities, operating duty free shops etc.

GAL was incorporated on February 6, 1992, as an investing company. The Holding Company holds majority of its investments in Group companies involved in the operations of Airports and related business with the objective to consolidate and expand its airport sector business. During an earlier year, the Holding Company had been registered as Non-Banking Financial Institution i.e. Systemically Important Core Investment Company (CIC-ND-SI), and had been granted certificate of registration by Reserve Bank of India (RBI) vide letter number DNBS (BG) No. 912 / 08.01.018 / 2013-14 dated April 22, 2014.

The consolidated financial statements were authorised for issue in accordance with a resolution of the directors on May 17, 2022.

2. A) Basis of Preparation

The consolidated financial statements of the Group have been prepared in accordance with the mixed approach of division II and division III as per MCA notification dated October 11, 2018, along with accounting principles generally accepted in India, including Indian Accounting Standards (Ind AS) notified under section 133 of the Companies Act, 2013, read with Companies (Indian Accounting Standards) Rules, 2015, as amended from time to time.

Accounting policies have been consistently applied except where newly issued accounting standard is initially adopted or as a revision to existing accounting standard requires a change in accounting policy hitherto in use.

The consolidated financial statements have been prepared in historical cost convention on an accrual basis, except for the following assets and liabilities which have been measured at fair value or revalued amount.

- Derivative Financial Instruments
- Certain financial assets and liabilities (refer accounting policy regarding financial instruments) which have been measured at fair value.



B) Basis of Consolidation

The consolidated financial statements comprise the financial statements of the Group as at March 31, 2022. Control is achieved when the Group is exposed, or has rights, to variable returns from its involvement with the investee and has the ability to affect those returns through its power over the investee. Specifically, the Group controls an investee if and only if the Group has:

- Power over the investee (i.e., existing rights that give it the current ability to direct the relevant activities of the investee)
- Exposure, or rights, to variable returns from its involvement with the investee, and
- The ability to use its power over the investee to affect its returns.

Generally, there is a presumption that a majority of voting rights result in control. To support this presumption and when the Group has less than a majority of the voting or similar rights of an investee, the Group considers all relevant facts and circumstances in assessing whether it has power over an investee, including:

- The contractual arrangement with the other vote holders of the investee.
- Rights arising from other contractual arrangements.
- The Group's voting rights and potential voting rights.
- The size of the Group's holding of voting rights relative to the size and dispersion of the holdings of the other voting rights holders.



GMR AIRPORTS LIMITED**Corporate Identity Number (CIN): U65999HR1992PLC101718****Notes to the consolidated financial statements for the year ended March 31, 2022**

The Group re-assesses whether or not it controls an investee if facts and circumstances indicate that there are changes to one or more of the three elements of control. Consolidation of a subsidiary begins when the Group obtains control over the subsidiary and ceases when the Group loses control of the subsidiary. Assets, liabilities, income and expenses of a subsidiary acquired or disposed of during the year are included in the consolidated financial statements from the date the Group gains control until the date the Group ceases to control the subsidiary.

The consolidated financial statements are prepared using uniform accounting policies for like transactions and other events in similar circumstances. If a member of the Group uses accounting policies other than those adopted in the consolidated financial statements for like transactions and events in similar circumstances, appropriate adjustments are made to that Group member's financial statements in preparing the consolidated financial statements to ensure conformity with the Group's accounting policies.

The financial statements of all entities, used for the purpose of consolidation are drawn up to same reporting date as that of the Holding Company, i.e., year ended on March 31, 2022. When the end of the reporting period of the parent is different from that of a subsidiary, the subsidiary prepares, for consolidation purposes, additional financial information as of the same date as the financial statements of the parent to enable the parent to consolidate the financial information of the subsidiary, unless it is impracticable to do so. In case of entities, where it is impracticable to do so, they are consolidated using the most recent financial statements available, which has a lag of three months, adjusted for the effects of significant transactions or events occur between the date of those financial statements and consolidated financial statements.




Consolidation procedure:

Accounting policies of the respective individual subsidiary, joint venture and associate are aligned wherever necessary, so as to ensure consistency with the accounting policies that are adopted by the holding under Ind AS.

- a) Combine like items of assets, liabilities, equity, income, expenses and cash flows of the parent with those of its subsidiaries. For this purpose, income and expenses of the subsidiary are based on the amounts of the assets and liabilities recognised in the consolidated financial statements at the acquisition date.
- b) Offset (eliminate) the carrying amount of the parent's investment in each subsidiary and the parent's portion of equity of each subsidiary.
- c) Eliminate in full intra group assets and liabilities, equity, income, expenses and cash flows relating to transactions between entities of the Group (profits or losses resulting from intra group transactions that are recognised in assets, such as inventory and fixed assets, are eliminated in full). Intra group losses may indicate an impairment that requires recognition in the consolidated financial statements.
- d) Non-controlling interest represents that part of the total comprehensive income and net assets of subsidiaries attributable to interests which are not owned, directly or indirectly, by the Parent Company. Profit or loss and each component of other comprehensive income (OCI) are attributed to the equity holders of the parent of the Group and to the non-controlling interests, even if this results in the non-controlling interests having a deficit balance. When necessary, adjustments are made to the financial statements of subsidiaries to bring their accounting policies into line with the Group's accounting policies. All intra-Group assets and liabilities, equity, income, expenses and cash flows relating to transactions between members of the Group are eliminated in full on consolidation.

A change in the ownership interest of a subsidiary, without a loss of control, is accounted for as an equity transaction. If the Group loses control over a subsidiary, it:

- Derecognises the assets (including goodwill) and liabilities of the subsidiary
- Derecognises the carrying amount of any non-controlling interests
- Derecognises the cumulative translation differences recorded in equity
- Recognises the fair value of the consideration received




GMR AIRPORTS LIMITED**Corporate Identity Number (CIN): U65999HR1992PLC101718****Notes to the consolidated financial statements for the year ended March 31, 2022**

- Recognises any surplus or deficit in profit or loss
- Reclassifies the parent's share of components previously recognised in OCI to profit or loss or retained earnings, as appropriate, as would be required if the Group had directly disposed of the related assets or liabilities.

The entities considered in the consolidated financial statements in the year are listed below:

Sl. No.	Name of the Entity	Country of Incorporation	Relationship as at		Percentage of effective ownership interest held (directly or indirectly) as at	
			March 31, 2022	March 31, 2021	March 31, 2022	March 31, 2021
1	GMR Airports Developers Limited (GADL)	India	Subsidiary	Subsidiary	100.00%	100.00%
2	GMR Goa International Airport Limited (GIAL)	India	Subsidiary	Subsidiary	99.99%	99.99%
3	GMR Nagpur International Airport Limited (GNIAL)	India	Subsidiary	Subsidiary	100.00%	100.00%
4	GMR Kannur Duty Free Services Limited (KDFSL)	India	Subsidiary	Subsidiary	100.00%	100.00%
5	GMR Visakhapatnam International Airport Limited (GVIAL) ⁶	India	Subsidiary	Subsidiary	100.00%	100.00%
6	GMR Hyderabad International Airport Limited (GHIAL)	India	Subsidiary	Subsidiary	63.00%	63.00%
7	ESR GMR Logistics Park Private Limited (formerly known as GMR Logistics Park Private Limited) (GLPPL) ²	India	Joint Venture	Joint Venture	18.90%	18.90%
8	GMR Hyderabad Aviation SEZ Limited (GHASL) ²	India	Subsidiary	Subsidiary	63.00%	63.00%
9	GMR Hyderabad Aerotropolis Limited (GHAL) ²	India	Subsidiary	Subsidiary	63.00%	63.00%
10	GMR Hyderabad Airport Assets Limited (GHAAL) ⁷	India	Subsidiary	Subsidiary	63.00%	63.00%
11	GMR Hospitality and Retail Limited (formerly known as GMR Hotels and Resorts Limited) (GHRL) ²	India	Subsidiary	Subsidiary	63.00%	63.00%
12	GMR Air Cargo and Aerospace Engineering Limited (formerly known as GMR Aerospace and Engineering Limited) (GACAEL) ²	India	Subsidiary	Subsidiary	63.00%	63.00%
13	GMR Aero Technic Limited (GATL) ²	India	Subsidiary	Subsidiary	63.00%	63.00%
14	Laqshya Hyderabad Airport Media Private Limited (LHAMPL) ²	India	Joint Venture	Joint Venture	30.87%	30.87%



GMR AIRPORTS LIMITED


Corporate Identity Number (CIN): U65999HR1992PLC101718

Notes to the consolidated financial statements for the year ended March 31, 2022

Sl. No.	Name of the Entity	Country of Incorporation	Relationship as at		Percentage of effective ownership interest held (directly or indirectly) as at	
			March 31, 2022	March 31, 2021	March 31, 2022	March 31, 2021
15	Delhi International Airport Limited (DIAL)	India	Subsidiary	Subsidiary	64.00%	64.00%
16	Delhi Aerotropolis Private Limited (DAPL) ^{1,10}	India	NA	Subsidiary	NA	64.00%
17	Delhi Airport Parking Services Limited (DAPSL) ¹	India	Subsidiary	Subsidiary	72.04%	72.04%
18	Delhi Duty Free Services Limited (DDFS) ¹	India	Joint Venture	Joint Venture	48.97%	48.97%
19	Delhi Aviation Services Private Limited (DASPL) ¹	India	Joint Venture	Joint Venture	31.36%	31.36%
20	Travel Food Services (Delhi Terminal 3) Private Limited (TFS) ¹	India	Associate	Associate	25.60%	25.60%
21	TIM Delhi Airport Advertising Private Limited (TIM) ¹	India	Associate	Associate	31.94%	31.94%
22	Delhi Aviation Fuel Facility Limited (DAFF) ¹	India	Joint Venture	Joint Venture	16.64%	16.64%
23	Celebi Delhi Cargo Terminal Management India Private Limited (CDCTM) ¹	India	Associate	Associate	16.64%	16.64%
24	DIGI Yatra Foundation Limited (DIGI) ^{1,2}	India	Associate	Associate	23.53%	23.53%
25	GMR Bajoli Holi Hydro Power Limited (GBHPL) ¹	India	Joint Venture	Joint Venture	12.89%	12.89%
26	GMR Airport (Mauritius) Limited (GALM) ⁹	Mauritius	Subsidiary	Subsidiary	100.00%	100.00%
27	GMR Airport International BV (GAIBV)	Netherlands	Subsidiary	Subsidiary	100.00%	100.00%
28	GMR Airport Netherland BV (GANBV) ¹¹	Netherlands	Subsidiary	NA	100.00%	NA
29	GMR Airport Singapore PTE Limited (GASPL) ⁴	Singapore	Subsidiary	Subsidiary	100.00%	100.00%
30	GMR Airport Greece Single Member SA (GAGMSA) ^{4,5}	Greece	Subsidiary	Subsidiary	100.00%	100.00%
31	GMR Megawide Cebu Airport Corporation (GMCAC) ⁴	Philippines	Joint Venture	Joint Venture	40.00%	40.00%
32	Mactan Travel Retail Group Corporation (MTRGC) ⁴	Philippines	Joint Venture	Joint Venture	25.00%	25.00%
33	SSP- Mactan Cebu Corporation (SMCC) ⁴	Philippines	Joint Venture	Joint Venture	25.00%	25.00%
34	International Airport of Heraklion Crete SA (CRETE) ³	Greece	Joint Venture	Joint Venture	21.64%	21.64%
35	PT Angkasa Pura Aviast (PT APA) ¹²	Indonesia	Joint Venture	NA	49%	NA
36	Megawide GMR Construction JV Inc.(MGCJV INC) ⁸	Philippines	Joint Venture	Joint Venture	50.00%	50.00%

Notes:

1. Step-down subsidiary/joint venture/associate of DIAL.
2. Step-down subsidiary/joint venture of GHIAL.
3. Joint venture of GAGMSA.



GMR AIRPORTS LIMITED**Corporate Identity Number (CIN): U65999HR1992PLC101718****Notes to the consolidated financial statements for the year ended March 31, 2022**

4. Subsidiary/joint venture of GAIBV.
5. Incorporated on January 31, 2020.
6. Incorporated on May 19, 2020.
7. Step-down subsidiary of GHAL and incorporated on November 25, 2020.
8. GAIBV (wholly owned subsidiary of GAL) acquired the beneficial ownership of MGCJV Clark from December 21, 2020. However actual transfer of share is yet to be concluded.
9. GALM filed winding up on August 31, 2021.
10. DAPL was struck off on December 09, 2021.
11. GANBV incorporated on December 17, 2021.
12. GANBV acquired shares of PT APA on February 22, 2022

C) Summary of significant accounting policies**a. Use of estimates**

The preparation of the consolidated financial statements in conformity with Ind AS requires management to make estimates, judgments and assumptions. These estimates, judgments and assumptions affect the application of accounting policies and the reported amounts of assets and liabilities, the disclosures of contingent assets and liabilities at the date of the consolidated financial statements and reported amounts of revenues and expenses during the period. Application of accounting policies that require critical accounting estimates involving complex and subjective judgments and the use of assumptions in these consolidated financial statements have been disclosed in Note 34. Accounting estimates could change from year to year. Actual results could differ from those estimates. Appropriate changes in estimates are made as management becomes aware of changes in circumstances surrounding the estimates. Changes in estimates are reflected in the consolidated financial statements in the year in which changes are made and, if material, their effects are disclosed in the notes to these consolidated financial statements.



b. Business combination and goodwill

Business combinations are accounted for using the acquisition method. The cost of an acquisition is measured as the aggregate of the consideration transferred, measured at acquisition date fair value and the amount of any non-controlling interests in the acquiree. For each business combination, the Group elects whether to measure the non-controlling interests in the acquiree at fair value or at the proportionate share of the acquiree's identifiable net assets. Acquisition-related costs are expensed as incurred.

At the acquisition date, the identifiable assets acquired and the liabilities assumed are recognised at their acquisition date fair values. For this purpose, the liabilities assumed include contingent liabilities representing present obligation and they are measured at their acquisition fair values irrespective of the fact that outflow of resources embodying economic benefits is not probable. However, the following assets and liabilities acquired in a business combination are measured at the basis indicated below:

- Deferred tax assets or liabilities, and the assets or liabilities related to employee benefit arrangements are recognised and measured in accordance with Ind AS 12 Income Tax and Ind AS 19 Employee Benefits respectively.
- Assets (or disposal Groups) that are classified as held for sale in accordance with Ind AS 105 Non-current Assets Held for Sale and Discontinued Operations are measured in accordance with that standard.
- Re-acquired rights are measured at a value determined on the basis of the remaining contractual term of the related contract. Such valuation does not consider potential renewal of the reacquired right.

When the Group acquires a business, it assesses the financial assets and liabilities assumed for appropriate classification and designation in accordance with the contractual terms, economic circumstances and pertinent conditions as at the acquisition date. This includes the separation of embedded derivatives in host contracts by the acquiree.



GMR AIRPORTS LIMITED

Corporate Identity Number (CIN): U65999HR1992PLC101718

Notes to the consolidated financial statements for the year ended March 31, 2022

Business combinations arising from transfers of interests in entities that are under the common control are accounted at pooling of interest method. The difference between any consideration given and the aggregate historical carrying amounts of assets and liabilities of the acquired entity are recorded in shareholders' equity.

Goodwill on consolidation as on the date of transition represents the excess of cost of acquisition at each point of time of making the investment in the subsidiary over the Group's share in the net worth of a subsidiary. For this purpose, the Group's share of net worth is determined on the basis of the latest financial statements, prior to the acquisition, after making necessary adjustments for material events between the date of such financial statements and the date of respective acquisition. Capital reserve on consolidation represents excess of the Group's share in the net worth of a subsidiary over the cost of acquisition at each point of time of making the investment in the subsidiary. Goodwill arising on consolidation is not amortised, however, it is tested for impairment annually. In the event of cessation of operations of a subsidiary, the unimpaired goodwill is written off fully.

c. Current versus Non-Current Classification

The Group presents assets and liabilities in the Balance Sheet based on current/ non-current classification.

An asset is treated as current when it is:

- a) Expected to be realised or intended to be sold or consumed in normal operating cycle
- b) Held primarily for the purpose of trading
- c) Expected to be realised within twelve months after the reporting period, or
- d) Cash or cash equivalent unless restricted from being exchanged or used to settle a liability for at least twelve months after the reporting period.

The Group classifies all other assets as non-current. Advance tax paid is classified as non-current asset.

A liability is current when:

- a) It is expected to be settled in normal operating cycle
- b) It is held primarily for the purpose of trading
- c) It is due to be settled within twelve months after the reporting period, or
- d) There is no unconditional right to defer the settlement of the liability for at least twelve months after the reporting period.

The Group classifies all other liabilities as non-current.

Deferred tax assets and liabilities are classified as non-current assets and liabilities.


The operating cycle is the time between the acquisition of assets for processing and their realisation in cash and cash equivalents. The Group has identified twelve months as its operating cycle.

d. Investments

Investments that are readily realisable and intended to be held for not more than one year from the date on which such investments are made are classified as current investments. All other investments are classified as long-term investments.

On initial recognition, all investments are measured at cost. The cost comprises purchase price and directly attributable acquisition charges such as brokerage, fees and duties. If an investment is acquired, or partly acquired, by the issue of shares or other securities, the acquisition cost is the fair value of the securities issued. If an investment is acquired in exchange for another asset, the acquisition is determined by reference to the fair value of the asset given up or by reference to the fair value of the investment acquired, whichever is more clearly evident.

Current investments are carried in the consolidated financial statements at fair value determined on an individual investment basis. Long-term investments are carried at cost. However, provision for diminution in value is made to recognise a decline other than temporary in the value of the investments.



GMR AIRPORTS LIMITED

Corporate Identity Number (CIN): U65999HR1992PLC101718

Notes to the consolidated financial statements for the year ended March 31, 2022

On disposal of an investment the difference between its carrying amount and net disposal proceeds is charged or credited to the consolidated statement of profit and loss.

e. Investments in Associates and Joint Ventures

The Group's investments in its associate and joint venture are accounted for using the equity method. Under the equity method, the investment in an associate or a joint venture is initially recognised at cost. The carrying amount of the investment is adjusted to recognise changes in the Group's share of net assets of the associate or joint venture since the acquisition date. Goodwill relating to the associate or joint venture is included in the carrying amount of the investment and is not tested for impairment individually.

If an entity's share of losses of an associate or a joint venture equals or exceeds its interest in the associate or joint venture (which includes any long term interest that, in substance, form part of the Group's net investment in the associate or joint venture), the entity discontinues recognising its share of further losses. Additional losses are recognised only to the extent that the Group has incurred legal or constructive obligations or made payments on behalf of the associate or joint venture. If the associate or joint venture subsequently reports profits, the entity resumes recognising its share of those profits only after its share of the profits equals the share of losses not recognised.

The aggregate of the Group's share of profit or loss of an associate and a joint venture is shown on the face of the consolidated statement of profit and loss.

The financial statements of the associate or joint venture are prepared for the same reporting period as the Group. When necessary, adjustments are made to bring the accounting policies in line with those of the Group.

After application of the equity method, the Group determines whether it is necessary to recognise an impairment loss on its investment in its associate or joint venture. At each reporting date, the Group determines whether there is objective evidence that the investment in the associate or joint venture is impaired. If there is such evidence, the Group calculates the amount of impairment as the difference between the recoverable amount of the associate or joint venture and its carrying value, and then recognises the loss as 'Share of profit of an associate and a joint venture' in the consolidated statement of profit and loss.

Upon loss of significant influence over the associate or joint control over the joint venture, the Group measures and recognises any retained investment at its fair value. Any difference between the carrying amount of the associate or joint venture upon loss of significant influence or joint control and the fair value of the retained investment and proceeds from disposal is recognised in consolidated statement of profit and loss.

f. Fair value measurement



The Group measures financial instruments, such as, derivatives at fair value at each balance sheet date.

Fair value is the price that would be received to sell an asset or paid to transfer a liability in an orderly transaction between market participants at the measurement date. The fair value measurement is based on the presumption that the transaction to sell the asset or transfer the liability takes place either:

- In the principal market for the asset or liability, or
- In the absence of a principal market, in the most advantageous market for the asset or liability

The principal or the most advantageous market must be accessible by the Group.

The fair value of an asset or a liability is measured using the assumptions that market participants would use when pricing the asset or liability, assuming that market participants act in their best economic interest.



GMR AIRPORTS LIMITED

Corporate Identity Number (CIN): U65999HR1992PLC101718

Notes to the consolidated financial statements for the year ended March 31, 2022

A fair value measurement of a non-financial asset takes into account a market participant's ability to generate economic benefits by using the asset in its highest and best use or by selling it to another market participant that would use the asset in its highest and best use.

The Group uses valuation techniques that are appropriate in the circumstances and for which sufficient data are available to measure fair value, maximising the use of relevant observable inputs and minimising the use of unobservable inputs.

All assets and liabilities for which fair value is measured or disclosed in the consolidated financial statements are categorised within the fair value hierarchy, described as follows, based on the lowest level input that is significant to the fair value measurement as a whole:

- ❖ Level 1 - Quoted (unadjusted) market prices in active markets for identical assets or liabilities.
- ❖ Level 2 - Valuation techniques for which the lowest level input that is significant to the fair value measurement is directly or indirectly observable.
- ❖ Level 3 - Valuation techniques for which the lowest level input that is significant to the fair value measurement is unobservable.

For assets and liabilities that are recognised in the consolidated financial statements on a recurring basis, the Group determines whether transfers have occurred between levels in the hierarchy by re-assessing categorisation (based on the lowest level input that is significant to the fair value measurement as a whole) at the end of each reporting period.

g. Revenue recognition

Revenue from contracts with customers is recognised when control of the goods or services are transferred to the customer at an amount that reflects the consideration to which the Group expects to be entitled in exchange for those goods or services.

Revenue is recognised to the extent that it is probable that the economic benefits will flow to the Group and the revenue can be reliably measured, regardless of when the payment is being made. Revenue is measured at the fair value of the consideration received or receivable, taking into account contractually defined terms of payment and excluding taxes or duties collected on behalf of the government. The Group has concluded that it is the principal in all of its revenue arrangements since it is the primary obligor in all the revenue arrangements as it has pricing latitude and is also exposed to inventory and credit risks.

The specific recognition criteria described below must also be met before revenue is recognised.



Revenue from contract with customer

Revenue from contracts with customers is recognised when control of the services are transferred to the customer at an amount that reflects the consideration to which the Group expects to be entitled in exchange for those services. The Group has generally concluded that it is the principal in its revenue arrangements, because it typically controls the services before transferring them to the customer.

Significant financing component

Generally, the Group receives short-term advances from its customers. Using the practical expedient in Ind AS 115, the Group does not adjust the promised amount of consideration for the effects of a significant financing component if it expects, at contract inception, that the period between the transfer of the promised service to the customer and when the customer pays for that service will be one year or less.

The Group also receives long-term advances from customers for rendering services. The transaction price for such contracts are discounted, using the rate that would be reflected in a separate financing transaction between the Group and its customers at contract inception, to take into consideration the significant financing component.



GMR AIRPORTS LIMITED

Corporate Identity Number (CIN): U65999HR1992PLC101718

Notes to the consolidated financial statements for the year ended March 31, 2022

Contract balances

Contract assets

A contract asset is the right to consideration in exchange for services transferred to the customer (which consist of unbilled revenue). If the Group performs by transferring services to a customer before the customer pays consideration or before payment is due, a contract asset is recognised for the earned consideration that is conditional.

Trade receivables

A receivable represents the Group's right to an amount of consideration that is unconditional (i.e., only the passage of time is required before payment of the consideration is due). Refer to accounting policies of financial assets in financial instruments – initial recognition and subsequent measurement.

Contract liabilities

A contract liability is the obligation to transfer services to a customer for which the Group has received consideration (or an amount of consideration is due) from the customer. If a customer pays consideration before the Group transfers services to the customer, a contract liability is recognised when the payment is made or the payment is due (whichever is earlier). Contract liabilities are recognised as revenue when the Group performs under the contract.

Airport Operations

Revenue from airport operations i.e. Aeronautical and Non Aeronautical operations are recognised on accrual basis, net of service tax/Goods and Service Tax (GST), and applicable discounts when services are rendered. Aeronautical operations include user development fees (UDF), Passenger Service Fee (Facilitation Component) [PSF (FC)], Baggage X-ray Charges, landing and parking of aircraft, fuel farm, CUTE counter charges. The main streams of non –aeronautical revenue includes duty free, retail, advertisement, food & beverages, cargo, ground handling, car parking and land & space- rentals.

Land and Space- rentals pertains to granting right to use land and space primarily for catering to the need of passengers, air traffic services and air transport services.

Revenue from commercial property development rights granted to concessionaires is recognized on accrual basis, as per the terms of the agreement entered into with the customers.



Cargo Operations

Revenue from cargo operations are recognized on accrual basis, net of service tax/Goods and Service Tax (GST) and applicable discounts, when services are rendered. Revenue from cargo operations are recognized at the point of departure for exports and at the point when goods are cleared in case of imports. Revenue from rental contracts are recognized over the period of the contract. The Group collects service tax/ GST on behalf of the government and, therefore, it is not an economic benefit flowing to the Holding Company. Hence, it is excluded from revenue.

In case of service concession agreements, revenue are recognised in line with the Appendix C to Ind AS 115 – Service Concession Arrangements

Income from the concession arrangements earned under the intangible asset model consists of :

- i) fair value of contract revenue, which is deemed to be fair value of consideration transferred to acquire the asset; and
- ii) payments actually received from the users



GMR AIRPORTS LIMITED**Corporate Identity Number (CIN): U65999HR1992PLC101718****Notes to the consolidated financial statements for the year ended March 31, 2022**

Revenues and cost of improvements to concession assets

In conformity with appendix C of Ind AS 115, Group recognizes revenues and the associated costs of improvements to concession assets which it is obligated to perform at the cargo terminal as established by the concession agreement. Revenues represent the value of the exchange between the Group and the grantor of concession with respect to the improvements, given that the Group constructs or provides improvements to the cargo terminal as obligated under the concession agreement and in exchange, the grantor of concession grants the Group the right to obtain benefits for services provided using those assets. The Group has determined that its obligations per the concession agreement should be considered to be a revenue earning activity as all expenditures incurred to fulfil the concession provisions are included in the maximum tariff it charges its customers and therefore it recognizes the revenue and expense in profit or loss when the expenditures are performed.

The cost for such additions and improvements to concession assets is based on actual costs incurred by the Group in the execution of the additions or improvements, considering the requirements in the concession agreement. The amount of revenues for these services represents is equal to the amount of costs incurred, as Group does not obtain any profit margin for these construction services. The amount paid are set at market value.

Construction income

Construction revenue and costs are recognised by reference to the stage of completion of the construction activity at the balance sheet date, as measured by the proportion that contract costs incurred for work performed to date bear to the estimated total contract costs. Where the outcome of the construction cannot be estimated reliably, revenue is recognised to the extent of the construction costs incurred if it is probable that they will be recoverable. When the outcome of the contract is ascertained reliably, contract revenue is recognised at cost of work performed on the contract plus proportionate margin, using the percentage of completion method i.e. over the period of time. Percentage of completion is the proportion of cost of work performed to-date, to the total estimated contract costs. The estimated outcome of a contract is considered reliable when all the following conditions are satisfied:

- i. The amount of revenue can be measured reliably,
- ii. It is probable that the economic benefits associated with the contract will flow to the Group,
- iii. The stage of completion of the contract at the end of the reporting period can be measured reliably,
- iv. The costs incurred or to be incurred in respect of the contract can be measured reliably



Provision is made for all losses incurred to the balance sheet date. Variations in contract work, claims and incentive payments are recognised to the extent that it is probable that they will result in revenue and they are capable of being reliably measured. Expected loss, if any, on a contract is recognised as expense in the period in which it is foreseen, irrespective of the stage of completion of the contract. For contracts where progress billing exceeds the aggregate of contract costs incurred to-date and recognised profits (or recognised losses, as the case may be), the surplus is shown as the amount due to customers.

Amount received before the related work is performed are disclosed in the Balance Sheet as a liability towards advance received. Amounts billed for work performed but yet to be paid by the customers are disclosed in the Balance Sheet as trade receivables.

Interest income

Interest income is recognised on a time proportion basis taking into account the amount outstanding and the rate applicable except the interest income received from customers for delayed payments which are accounted on the basis of reasonable certainty / realisation.

For all financial instruments measured at amortised cost, interest income is recorded using the effective interest rate (EIR). EIR is the rate that exactly discounts the estimated future cash payments or receipts over the expected life of the financial instrument or a shorter period, where appropriate, to the gross carrying amount of the financial asset or to the amortised cost of a financial liability. When calculating the effective interest rate, the Group estimates the expected cash flows by considering all the contractual terms of the financial instrument (for example, prepayment,



GMR AIRPORTS LIMITED

Corporate Identity Number (CIN): U65999HR1992PLC101718

Notes to the consolidated financial statements for the year ended March 31, 2022

extension, call and similar options) but does not consider the expected credit losses. Interest income is included in other income in the consolidated statement of profit and loss.

Claims

Claims on contractors / concessionaires are accounted on the basis of reasonable certainty / realization.

Others

Rental income

Space rental has been recognised as per the terms of the contract with the customer.

Branding income

Branding income is recognised on an accrual basis in the accounting period in which the services are rendered and in accordance with the agreement entered into with the parties.

Mutual Fund income

Mutual fund income are recognized based on the fair valuation as on each reporting date for the respective period. Profit/ loss on sale of mutual funds is recognized when the title to mutual funds ceases to exist. On disposal of above, the difference between its carrying amount and net disposal proceeds is charged or credited to the consolidated statement of profit and loss.

Dividend Income

Dividend income is recognized when the right to receive dividend is established by the reporting date.

h. Taxes

Tax expense comprises current tax and deferred tax.

Current income tax

Current tax comprises the expected tax payable or receivable on the taxable income or loss for the year and any adjustment to the tax payable or receivable in respect of previous years. Current income tax is measured at the amount expected to be paid to the tax authorities in accordance with Income Tax Act, 1961. Current income tax assets and liabilities are measured at the amount expected to be recovered from or paid to the taxation authorities. The tax rates and tax laws used to compute the amount are those that are enacted or substantively enacted, at the reporting date. Current tax assets and current tax liabilities are offset only if there is a legally enforceable right to set off the recognised amounts, and it is intended to realise the asset and settle the liability on a net basis.


Deferred tax

Deferred tax is provided using the liability method on temporary differences between the tax bases of assets and liabilities and their carrying amounts for financial reporting purposes at the reporting date.

Deferred tax liabilities are recognised for all taxable temporary differences, except:

- i) When the deferred tax liability arises from the initial recognition of goodwill or an asset or liability in a transaction that is not a business combination and, at the time of the transaction, affects neither the accounting profit nor taxable profit or loss.
- ii) In respect of taxable temporary differences associated with investments in subsidiary, associates and interests in joint ventures, when the timing of the reversal of the temporary differences can be controlled and it is probable that the temporary differences will not reverse in the foreseeable future.

Deferred tax assets are recognised for all deductible temporary differences, the carry forward of unused tax credits and any unused tax losses. Deferred tax assets are recognised to the extent that it is probable that taxable profit will be available against which the deductible temporary differences, and the carry forward of unused tax credits and unused tax losses can be utilised, except:



GMR AIRPORTS LIMITED

Corporate Identity Number (CIN): U65999HR1992PLC101718

Notes to the consolidated financial statements for the year ended March 31, 2022

- i) When the deferred tax asset relating to the deductible temporary difference arises from the initial recognition of an asset or liability in a transaction that is not a business combination and, at the time of the transaction, affects neither the accounting profit nor taxable profit or loss.
- ii) In respect of deductible temporary differences associated with investments in subsidiary, associates and interests in joint ventures, deferred tax assets are recognised only to the extent that it is probable that the temporary differences will reverse in the foreseeable future and taxable profit will be available against which the temporary differences can be utilised.

The Group recognises deferred tax liability for all taxable temporary differences associated with investments in subsidiary, associates, and interests in joint arrangements, except to the extent that both of the following conditions are satisfied:

- a) The parent, investor, joint venturer or joint operator is able to control the timing of the reversal of the temporary difference; and
- b) It is probable that the temporary difference will not reverse in the foreseeable future.

The carrying amount of deferred tax assets is reviewed at each reporting date and reduced to the extent that it is no longer probable that sufficient taxable profit will be available to allow all or part of the deferred tax asset to be utilised. Unrecognised deferred tax assets are re-assessed at each reporting date and are recognised to the extent that it has become probable that future taxable profits will allow the deferred tax asset to be recovered.

Deferred tax assets and liabilities are measured at the tax rates that are expected to apply in the year when the asset is realised or the liability is settled, based on tax rates (and tax laws) that have been enacted or substantively enacted at the reporting date.

Deferred tax relating to items recognised outside profit or loss is recognised outside profit or loss (either in other comprehensive income or in equity). Deferred tax items are recognised in correlation to the underlying transaction either in OCI or directly in equity.



Deferred tax assets and deferred tax liabilities are offset if a legally enforceable right exists to set off current tax assets against current tax liabilities and the deferred taxes relate to the same taxable entity and the same taxation authority.

The measurement of deferred tax reflects the tax consequences that would follow from the manner in which the Group expects, at the reporting date, to recover or settle the carrying amount of its assets and liabilities.

Minimum Alternate Tax ('MAT') paid in a year is charged to the consolidated statement of profit and loss as current tax. The Group recognises MAT credit available as an asset only to the extent that there is convincing evidence that the Group will pay normal income tax during the specified period, i.e., the period for which MAT credit is allowed to be carried forward. In the year in which the Group recognises MAT credit as an asset in accordance with the Guidance Note on 'Accounting for Credit Available in respect of Minimum Alternative Tax' under IT Act, the said asset is created by way of credit to the consolidated statement of profit and loss and shown as 'MAT credit entitlement'. The Group reviews the 'MAT credit entitlement' asset at each reporting date and writes down the asset to the extent the Group does not have convincing evidence that it will pay normal tax during the specified period.

Taxes, cess, duties such as sales tax/ value added tax/ service tax/GST etc. paid on acquisition of assets or on incurring expenses. Expenses and assets are recognised net of the amount of taxes paid, except:

- When the tax incurred on a purchase of assets, goods or services is not recoverable from the taxation authority, in which case, the tax paid is recognised as part of the cost of acquisition of the asset or as part of the expense item, as applicable.
- When receivables and payables are stated with the amount of tax included, the net amount of tax recoverable from, or payable to, the taxation authority is included as part of receivables or payables in the balance sheet.



GMR AIRPORTS LIMITED

Corporate Identity Number (CIN): U65999HR1992PLC101718

Notes to the consolidated financial statements for the year ended March 31, 2022

i. Property, Plant and Equipment

Property, plant and equipment are stated at historical cost less accumulated depreciation. Historical cost includes acquisition cost or the cost of construction, including duties and taxes (other than those refundable), expenses directly related to the acquisition of assets and making them operational for their intended use after deducting trade discounts and rebates, and in the case of qualifying assets, the attributable borrowing costs. Initial estimate shall also include costs of dismantling and removing the item and restoring the site on which it is located.

Assets under installation or under construction as at the balance sheet date are shown as "Capital work-in-progress (CWIP)". However, CWIP relating to the development fund are being net off from the Development fee accrued (to the extent not utilized) and are not included in CWIP. Expenditure including finance charges directly relating to construction activity is capitalised.

The cost of a self-constructed item of property, plant and equipment comprises the cost of materials and direct labour, any other costs directly attributable to bringing the item to working condition for its intended use, and estimated costs of dismantling and removing the item and restoring the site on which it is located.

If significant parts of an item of property, plant and equipment have different useful lives, then they are accounted for as separate items (major components) of property, plant and equipment.

Capital work in progress includes cost of property, plant and equipment under installation/under development and leasehold improvements under development as at the balance sheet date, and the related advances are shown as Capital Advances.

The present value of the expected cost for the decommissioning of an asset after its use is included in the cost of the respective asset if the recognition criteria for a provision are met.

Subsequent costs are included in the asset's carrying amount or recognised as a separate asset, as appropriate, only when it is probable that future economic benefits associated with the item will flow to the Group and the cost of the item can be measured reliably. The carrying amount of any component accounted for as a separate asset is derecognised when replaced. Further, when each major inspection is performed, its cost is recognised in the carrying amount of the item of property, plant and equipment if the recognition criteria are satisfied. All other repairs and maintenance are charged to consolidated profit and loss during the reporting period in which they are incurred.

An item of property, plant and equipment and any significant part initially recognised is derecognised upon disposal or when no future economic benefits are expected from its use or disposal. Any gain or loss arising on de-recognition of the asset (calculated as the difference between the net disposal proceeds and the carrying amount of the asset) is included in the consolidated statement of profit and loss when the asset is derecognised.

Development fee related to an asset, (net of direct amount incurred to earn aforesaid development fee) is deducted from the gross value of the asset concerned in arriving at the carrying amount of the related asset.



Depreciation of Property, Plant and Equipment

The depreciation on the Property Plant and Equipment is calculated on straight-line basis using the rates arrived at, based on the useful lives estimated by the management, which coincides with the lives prescribed under schedule II of the Companies Act, 2013 except for assets individually costing less than Rs. 5,000 which are fully depreciated in the year of acquisition. The Group has used the following rates to provide depreciation on its fixed assets.

The useful life of the property, plant and equipment's which are not as per schedule II of the Companies Act 2013, have been estimated based on internal evaluation.

In respect of DIAL and GHIAL:

On June 12, 2014, the Airport Economic Regulatory Authority ("the Authority") has issued a consultation paper viz.05/2014-15 in the matter of Normative Approach to Building Blocks in Economic Regulation of Major Airports wherein it, inter alia, mentioned that the Authority proposes to lay down, to the extent required, the depreciation rates for airport assets, taking into account the provisions of the useful life of assets given in Schedule II of the Companies Act, 2013, that have not been clearly mentioned in the Schedule II of the Companies Act, 2013 or may



GMR AIRPORTS LIMITED**Corporate Identity Number (CIN): U65999HR1992PLC101718****Notes to the consolidated financial statements for the year ended March 31, 2022**

have a useful life justifiably different than that indicated in the Companies Act, 2013 in the specific context to the airport sector. Pursuant to above, the Authority has issued order no. 35/2017-18 on January 12, 2018 which is further amended on April 09, 2018, in the matter of Determination of Useful life of Airport Assets, which will be effective from April 01, 2018.

Accordingly, the management is of the view that useful lives considered by DIAL and GHIAL for most of the assets except passenger related Furniture and Fixtures are in line with the useful life proposed by AERA in its order dated January 12, 2018, which is further amended on April 09, 2018.

For domestic subsidiaries and joint ventures, the Group provides depreciation on property, plant and equipment using straight line basis using the useful lives arrived at based on the useful lives of the assets estimated as prescribed under Schedule II to the Companies Act, 2013 except for certain assets classes, based on a technical evaluation where the management believes that the useful life of such assets is different from the useful life specified in Schedule II to Companies Act 2013. The identified components are depreciated separately over their useful lives; the remaining components are depreciated over the life of the principal asset.

Some of the Group companies have been following useful life for their Fixed Assets which are different from the lives published under Schedule II to the Companies Act, 2013 based on the estimation of useful lives done by the respective management. The following is the comparison of the useful lives of these assets as adopted by the Group and those prescribed under schedule II of the Companies Act, 2013.

Type of Assets	Useful life as adopted by the management of respective entities in the Group based on Technical evaluation	Life of Asset As per Sch II of the Companies Act 2013 (In years)
Roads – Other than RCC	5-10	5
Building Others	30-60	30-60
Improvement/Building on lease hold land*	10-30	25 – 30
Electrical installations and Equipment	7-15	10
Runways and Taxiways	30	30
Runways and Taxiways	7	7
Plant and machinery	3-15 or concession period which ever is earlier	3-15
Office Equipment	3-10	5
Computers equipment and IT systems	2-6	3-6
Furniture and Fittings	3-10	5
Vehicles	1-10	8
Transformers/ Power Sub- stations (included in plant and machinery)	15	10
Electric Panels/ Electric fittings # (included in Electrical Installations and Equipment)	10-15	10

Notes

#In DIAL & GHIAL, in case of, internal Approach Roads (other than RCC), Electric Panels/ Electric fittings and Transformers/Power Sub-Stations, DIAL & GHIAL, based on technical evaluation, believes that the useful life of such assets is different from the useful life specified in Schedule II to Companies Act, 2013.

*Leasehold improvements are improvements, betterments, or modifications of leased property which will benefit the Group for the period of more than one year. The amount of leasehold improvements are capitalised and



GMR AIRPORTS LIMITED

Corporate Identity Number (CIN): U65999HR1992PLC101718

Notes to the consolidated financial statements for the year ended March 31, 2022

amortised over the period of lease of five years or useful life whichever is less. Leasehold land includes Compound Wall depreciated at 10% per annum.

Runways, Taxiways and Apron are depreciated over the useful life of 30 years as estimated by the management based on the internal technical evaluation.

j. Intangible assets

Intangible assets acquired separately are measured on initial recognition at cost. Following initial recognition, intangible assets are carried at cost less accumulated amortisation and accumulated impairment losses, if any.

Amortisation of Intangible Assets

Intangible assets are amortised over the useful economic life and assessed for impairment whenever there is an indication that the intangible asset may be impaired. The amortisation period and the amortisation method for an intangible asset with useful life are reviewed at the end of each reporting period. Changes in the expected useful life or the expected pattern of consumption of future economic benefits embodied in the asset are considered to modify the amortisation period or method, as appropriate, and are treated as changes in accounting estimates.

The amortisation expense on intangible assets is recognised in the consolidated statement of profit and loss unless such expenditure forms part of carrying value of another asset.

Amortisation is calculated to write off the cost of other intangible assets over their estimated useful lives 1-6 years for software and 5-10 years for Franchise rights fee using the straight-line method. Amortisation is calculated on a pro-rata basis for assets purchased/ disposed during the year.

The Group amortises, upfront fee paid as airport concession rights and other costs paid to AAI are recognized and amortized over the initial and extended period of OMDA i.e. 60 years.

Intangible assets under development

Intangible assets under development represents expenditure incurred in respect of intangible assets under development and are carried at cost. Cost comprises of purchase cost, related acquisition expenses, development / construction costs, borrowing costs and other direct expenditure.

k. Government Grant and subsidies

Government grants are recognised where there is reasonable assurance that the grant will be received and all attached conditions will be complied with. When the grant relates to an expense item, it is recognised as income on a systematic basis over the periods that the related costs, for which it is intended to compensate, are expensed. Such grants related to income are deducted in reporting the related expense.

When the grant is in the nature of capital subsidy it is treated as capital reserve.

One of our subsidiary has deferred payment arrangement on the concession fee payable to Ministry of Civil Aviation (MoCA) without interest. The effect of this assistance is treated as a government grant. The assistance is initially recognised and measured at fair value and the government grant is measured as the difference between the initial carrying value of the assistance and the fair value. The grant is subsequently measured as per the accounting policy applicable to financial liabilities.

l. Borrowing Cost

Borrowing costs directly attributable to the acquisition, construction or production of a qualifying asset are capitalised as part of the cost of the asset. A qualifying asset is one that necessarily takes a substantial period of time to get ready for its intended use or sale are capitalised as part of the cost of the respective asset. All other borrowing costs are expensed in the period in which they occur.



GMR AIRPORTS LIMITED

Corporate Identity Number (CIN): U65999HR1992PLC101718

Notes to the consolidated financial statements for the year ended March 31, 2022

Borrowing costs consist of interest and other costs that an entity incurs in connection with the borrowing of funds. Borrowing cost also includes exchange differences to the extent regarded as an adjustment to the borrowing costs.

m. Inventories

Inventories are valued at the lower of cost and net realisable value.

Costs incurred in bringing each product to its present location and condition are accounted for as follows:

- Finished goods and work in progress: cost includes cost of direct materials and labour and a proportion of manufacturing overheads based on the normal operating capacity, but excluding borrowing cost.
- Traded goods: cost includes cost of purchase and other costs incurred in bringing the inventories to their present location and condition.

Cost of inventories is determined on a weighted average basis. Net realisable value is the estimated selling price in the ordinary course of business, less estimated costs of completion and the estimated costs necessary to make the sale.

Assessment of net realisable value is made in each subsequent period and when the circumstances that previously caused inventories to be written-down below cost no longer exist or when there is clear evidence of an increase in net realisable value because of changed economic circumstances, the write-down, if any, in the past period is reversed to that extent of the original amount written-down so that the resultant carrying amount is the lower of the cost and the revised net realisable value.

n. Impairment of non-financial assets


The Group assesses at each reporting date whether there is an indication that an asset may be impaired. If any indication exists, or when annual impairment testing for an asset is required, the Group estimates the asset's recoverable amount. An asset's recoverable amount is the higher of an asset's or cash generating units' (CGUs) fair value less cost of disposal and its value in use. The recoverable amount is determined for an individual asset, unless the asset does not generate cash inflows that are largely independent of those from other assets or Group of assets. When the carrying amount of an asset or CGU exceeds its recoverable amount, the asset is considered impaired and is written down to its recoverable amount.

In assessing value in use, the estimated future cash flows are discounted to their present value using a pre- tax discount rate that reflects current market assessments of the time value of money and the risks specific to the asset. In determining fair value less cost of disposal, recent market transactions are taken into account.

The Group bases its impairment calculation on detailed budgets and forecast calculations, which are prepared separately for each of the Group's CGUs to which the individual assets are allocated. These budgets and forecast calculations generally cover a period of five years. For longer periods, a long-term growth rate is calculated and applied to project future cash flows after the fifth year. To estimate cash flow projections beyond periods covered by the most recent budgets/forecasts, the Group extrapolates cash flow projections in the budget using a steady or declining growth rate for subsequent years, unless an increasing rate can be justified. If no such transactions can be identified, an appropriate valuation model is used.

Impairment losses of continuing operations, including impairment on inventories, are recognised in the consolidated statement of profit and loss. After impairment, depreciation is provided on the revised carrying amount of the asset over its remaining useful life.

For assets an assessment is made at each reporting date to determine whether there is an indication that previously recognised impairment losses no longer exist or have decreased. If such indication exists, the Group estimates the asset's or CGU's recoverable amount. A previously recognised impairment loss is reversed only if there has been a change in the assumptions used to determine the asset's recoverable amount since the last impairment loss was



GMR AIRPORTS LIMITED

Corporate Identity Number (CIN): U65999HR1992PLC101718

Notes to the consolidated financial statements for the year ended March 31, 2022

recognised. The reversal is limited so that the carrying amount of the asset does not exceed its recoverable amount, nor exceed the carrying amount that would have been determined, net of depreciation, had no impairment loss been recognised for the asset in prior years. Such reversal is recognised in the consolidated statement of profit or loss.

o. Provisions, Contingent liabilities and Commitments

Provisions are recognised when the Group has a present obligation (legal or constructive) as a result of a past event, it is probable that an outflow of resources embodying economic benefits will be required to settle the obligation and a reliable estimate can be made of the amount of the obligation. When the Group expects some or all of a provision to be reimbursed, for example, under an insurance contract, the reimbursement is recognised as a separate asset, but only when the reimbursement is virtually certain. The expense relating to a provision is presented in the consolidated statement of profit and loss net of any reimbursement.

If the effect of the time value of money is material, provisions are discounted using a current pre-tax rate that reflects, when appropriate, the risks specific to the liability. When discounting is used, the increase in the provision due to the passage of time is recognised as a finance cost.

Provisions for onerous contracts are recognized when the expected benefits to be delivered by the Group from a contract are lower than the unavoidable costs of meeting the future obligations under the contract. The provision is measured at the present value of the lower of the expected cost of terminating the contract and the expected net cost of continuing with the contract. Before a provision is established the Group recognizes any impairment loss on the assets associated with that contract.

Provision for decommissioning cost: Decommissioning costs are provided at the present value of expected costs to settle the obligation using estimated cash flows and are recognized as part of the cost of the particular asset. The cash flows are discounted at a current pre-tax rate that reflects the risks specific to the decommissioning liability. The unwinding of the discount is expensed as incurred and recognized in the Statement of profit and loss as a finance cost. The estimated future costs of decommissioning are reviewed annually and adjusted as appropriate. Changes in the estimated future costs or in the discount rate applied are added to or deducted from the cost of the asset and any short / excess is adjusted from statement of profit and loss.

Contingent liability is disclosed in the case of:

- A present obligation arising from past events, when it is not probable that an outflow of resources will be required to settle the obligation
- A present obligation arising from past events, when no reliable estimate is possible
- A possible obligation arising from past events, unless the probability of outflow of resources is remote.

Commitments include the amount of purchase order (net of advances) issued to parties for completion of assets. Provisions, contingent liabilities, contingent assets and commitments are reviewed at each reporting date.

p. Contingent assets

Contingent assets usually arise from unplanned or other unexpected events that give rise to the possibility of an inflow of economic benefits to the entity. Contingent assets are recognized when the realisation of income is virtually certain, then the related asset is not a contingent asset and its recognition is appropriate. Contingent assets are reviewed at each reporting date. A contingent asset is disclosed where an inflow of economic benefits is probable.

q. Leases

The determination of whether an arrangement is (or contains) a lease is based on the substance of the arrangement at the inception of the lease. The arrangement is, or contains, a lease if fulfilment of the arrangement is dependent on the use of a specific asset or assets and the arrangement conveys a right to use the asset or assets, even if that right is not explicitly specified in an arrangement.



GMR AIRPORTS LIMITED

Corporate Identity Number (CIN): U65999HR1992PLC101718

Notes to the consolidated financial statements for the year ended March 31, 2022

A lease is classified at the inception date as a finance lease or an operating lease.

Group as a lessee:

Till previous year, assets acquired on leases where a significant portion of risk and rewards of ownership are retained by the lessor are classified as operating leases. Lease rental are charged to statement of profit and loss on straight-line basis except where scheduled increase in rent compensate the lessor for expected inflationary costs.

The Group enters into leasing arrangements for various assets. The assessment of the lease is based on several factors, including, but not limited to, transfer of ownership of leased asset at end of lease term, lessee's option to extend/purchase etc.

At lease commencement date, the Group recognises a right-of-use asset and a lease liability on the balance sheet. The right-of-use asset is measured at cost, which is made up of the initial measurement of the lease liability, any initial direct costs incurred by the Group, an estimate of any costs to dismantle and remove the asset at the end of the lease (if any), and any lease payments made in advance of the lease commencement date (net of any incentives received).

The Group depreciates the right-of-use assets on a straight-line basis from the lease commencement date to the earlier of the end of the useful life of the right-of-use asset or the end of the lease term. The Group also assesses the right-of-use asset for impairment when such indicators exist. At lease commencement date, the Group measures the lease liability at the present value of the lease payments unpaid at that date, discounted using the interest rate implicit in the lease if that rate is readily available or the Group's incremental borrowing rate. Lease payments included in the measurement of the lease liability are made up of fixed payments (including in substance fixed payments) and variable payments based on an index or rate. Subsequent to initial measurement, the liability will be reduced for payments made and increased for interest. It is re-measured to reflect any reassessment or modification, or if there are changes in in-substance fixed payments. When the lease liability is re-measured, the corresponding adjustment is reflected in the right-of-use asset. The Group has elected to account for short-term leases using the practical expedients. Instead of recognising a right-of-use asset and lease liability, the payments in relation to these are recognised as an expense in statement of profit and loss on a straight-line basis over the lease term.

Group as a lessor:

Leases are classified as finance leases when substantially all of the risks and rewards of ownership transfer from the Group to the lessee. Amounts due from lessees under finance leases are recorded as receivables at the Group's net investment in the leases. Finance lease income is allocated to accounting periods so as to reflect a constant periodic rate of return on the net investment outstanding in respect of the lease.

Leases in which the Group does not transfer substantially all the risks and rewards of ownership of an asset are classified as operating leases. Rental income from operating lease is recognised on a straight-line basis over the term of the relevant lease. Initial direct costs incurred in negotiating and arranging an operating lease are added to the carrying amount of the leased asset and recognised over the lease term on the same basis as rental income.

r. Retirement and Other Employee Benefits**Defined benefit plan**

All employee benefits payable/available within twelve months of rendering the service are classified as short-term employee benefits. Benefits such as salaries, wages and bonus etc., are recognised in the consolidated statement of profit and loss in the period in which the employee renders the related service.

The Group recognizes contribution payable as expenditure, when an employee renders the related service. If the contribution payable to the scheme for service received before the reporting date exceeds the contribution already



GMR AIRPORTS LIMITED

Corporate Identity Number (CIN): U65999HR1992PLC101718

Notes to the consolidated financial statements for the year ended March 31, 2022

paid, the deficit payable to the scheme is recognized as a liability after deducting the contribution already paid. If the contribution already paid exceeds the contribution due for services received before the balance sheet date, then excess is recognized as an asset to the extent that the pre-payment will lead to a reduction in future payment or a cash refund.

Retirement benefit in the form of provident fund is a defined benefit scheme. The Holding Company and DIAL contributes its portion of contribution to DIAL Employees Provident Fund Trust ('the Trust'). The Holding Company has an obligation to make good the shortfall, if any, between the return from the investments of the Trust and the notified interest rate which is determined by actuary and accounted by the Holding Company as provident fund cost.

Retirement benefit in the form of Superannuation Fund and Employee State Insurance are defined contribution schemes and the contributions are charged to the consolidated statement of profit and loss of the year when the contributions to the respective funds are due. The Holding Company has no obligation, other than the contribution payable to the respective trusts.

Gratuity Liability is a defined benefit obligation and is provided for on the basis of an actuarial valuation on projected unit credit method made at the end of each financial year. Every employee who has completed five years or more of service gets a gratuity on departure at 15 days' salary (based on last drawn basic salary) for each completed year of service.

Gratuity Liability in case of Holding Company, DIAL and CELEBI is funded through policy taken from Life Insurance Corporation of India.

The Group treats accumulated leave including sick leave expected to be carried forward beyond twelve months, as long-term employee benefit for measurement purposes. Such long-term compensated absences including sick leave are provided for based on the actuarial valuation using the projected unit credit method at the year-end. Actuarial gains / losses are immediately taken to the consolidated statement of profit and loss and are not deferred.

The Group treats accumulated leave including sick leave expected to be carried forward beyond twelve months, as long-term employee benefit for measurement purposes. Such long-term compensated absences including sick leave are provided for based on the actuarial valuation using the projected unit credit method at the year-end. Actuarial gains / losses are immediately taken to the consolidated statement of profit and loss and are not deferred.


Re-measurements, comprising of actuarial gains and losses, the effect of the asset ceiling, excluding amounts included in net interest on the net defined benefit liability and the return on plan assets (excluding amounts included in net interest on the net defined benefit liability), are recognised immediately in the balance sheet with a corresponding debit or credit to retained earnings through OCI in the period in which they occur. Re-measurements are not reclassified to profit or loss in subsequent periods. Past service costs are recognised in profit or loss on the earlier of:

- i. The date of the plan amendment or curtailment, and
- ii. The date that the Group recognizes related restructuring costs.

The cost of providing benefits under the defined benefit plan is determined using the projected unit credit method.

Net interest is calculated by applying the discount rate to the net defined benefit liability or asset. The Group recognises the following changes in the net defined benefit obligation as an expense in the consolidated statement of profit and loss:

- Service costs comprising current service costs, past-service costs, gains and losses on curtailments and non routine settlements; and
- Net interest expense or income



GMR AIRPORTS LIMITED

Corporate Identity Number (CIN): U65999HR1992PLC101718

Notes to the consolidated financial statements for the year ended March 31, 2022

s. Financial Instruments

A financial instrument is any contract that gives rise to a financial asset of one entity and a financial liability or equity instrument of another entity.

(i) Financial Assets

Initial recognition and measurement

Financial assets are classified, at initial recognition, as subsequently measured at amortised cost, fair value through other comprehensive income (OCI), and fair value through profit or loss.

The classification of financial assets at initial recognition depends on the financial asset's contractual cash flow characteristics and the Group's business model for managing them. With the exception of trade receivables that do not contain a significant financing component or for which the Group has applied the practical expedient, the Group initially measures a financial asset at its fair value plus, in the case of a financial asset not at fair value through profit or loss, transaction costs. Trade receivables that do not contain a significant financing component or for which the Group has applied the practical expedient are measured at the transaction price determined under Ind AS 115. Refer to the accounting policies for Revenue from contracts with customers.

In order for a financial asset to be classified and measured at amortised cost or fair value through OCI, it needs to give rise to cash flows that are 'solely payments of principal and interest (SPPI)' on the principal amount outstanding. This assessment is referred to as the SPPI test and is performed at an instrument level.

The Group's business model for managing financial assets refers to how it manages its financial assets in order to generate cash flows. The business model determines whether cash flows will result from collecting contractual cash flows, selling the financial assets, or both.

Purchases or sales of financial assets that require delivery of assets within a time frame established by regulation or convention in the market place (regular way trades) are recognised on the trade date, i.e., the date that the Group commits to purchase or sell the asset.

Subsequent measurement:

For purposes of subsequent measurement, financial assets are classified in four categories:

- Debt instruments at amortised cost
- Debt instruments at fair value through other comprehensive income (FVTOCI)
- Debt instruments, derivatives and equity instruments at fair value through profit or loss (FVTPL)
- Equity instruments measured at fair value through other comprehensive income (FVTOCI)


Debt instruments at amortised cost:

A 'debt instrument' is measured at the amortised cost, if both the following conditions are met:

- a) The asset is held within a business model whose objective is to hold assets for collecting contractual cash flows, and
- b) Contractual terms of the asset give rise on specified dates to cash flows that are solely payments of principal and interest (SPPI) on the principal amount outstanding.

This category is the most relevant to the Holding Company. After initial measurement, such financial assets are subsequently measured at amortised cost using the effective interest rate (EIR) method.

Amortised cost is calculated by taking into account any discount or premium on acquisition and fees or costs that are an integral part of the EIR. The EIR amortisation is included in finance income in the profit or loss. The losses arising from impairment are recognised in the profit or loss. This category generally applies to trade and other receivables.



GMR AIRPORTS LIMITED

Corporate Identity Number (CIN): U65999HR1992PLC101718

Notes to the consolidated financial statements for the year ended March 31, 2022

Debt instrument at FVTOCI:

A 'debt instrument' is classified as at the FVTOCI, if both of the following criteria are met:

- a) The objective of the business model is achieved both by collecting contractual cash flows and selling the financial assets, and
- b) The asset's contractual cash flows represent SPPI.

Debt instruments included within the FVTOCI category are measured initially as well as at each reporting date at fair value. Fair value movements are recognized in the other comprehensive income (OCI). However, the Holding Company recognizes interest income, impairment losses & reversals and foreign exchange gain or loss in the statement of profit and loss. On derecognition of the asset, cumulative gain or loss previously recognised in OCI is reclassified from the equity to statement of profit and loss.

Interest earned whilst holding FVTOCI debt instrument is reported as interest income using the EIR method.

Debt instrument at FVTPL:

FVTPL is a residual category for debt instruments. Any debt instrument, which does not meet the criteria for categorization as at amortized cost or as FVTOCI, is classified as at FVTPL.

In addition, the Holding Company may elect to designate a debt instrument, which otherwise meets amortized cost or FVTOCI criteria, as at FVTPL. However, such election is allowed only if doing so reduces or eliminates a measurement or recognition inconsistency (referred to as 'accounting mismatch').

Debt instruments included within the FVTPL category are measured at fair value with all changes recognized in the statement of profit and loss.

Financial assets at amortised cost: A 'Financial asset' is measured at the amortised cost if both the following conditions are met:

- a) The asset is held within a business model whose objective is to hold assets for collecting contractual cash flows, and
- b) Contractual terms of the asset give rise on specified dates to cash flows that are solely payments of principal and interest (SPPI) on the principal amount outstanding.

After initial measurement, such financial assets are subsequently measured at amortised cost using the effective interest rate (EIR) method.

Amortised cost is calculated by taking into account any discount or premium on acquisition and fees or costs that are an integral part of the EIR. The EIR amortisation is included in other income in the profit or loss. The losses arising from impairment are recognised in the consolidated profit or loss. This category generally applies to trade and other receivables.

Financial assets at FVTPL: FVTPL is a residual category for financial assets. Any Financial asset, which does not meet the criteria for categorization as at amortized cost or as at Fair Value through OCI (FVTOCI), is classified as at FVTPL.

In addition, the Group may elect to designate a Financial assets, which otherwise meets amortized cost or FVTOCI criteria, as at FVTPL. However, such election is allowed only if doing so reduces or eliminates a measurement or recognition inconsistency (referred to as 'accounting mismatch'). Financial assets included within the FVTPL category are measured at fair value with all changes recognized in the Profit and Loss. Net gains and losses, including any interest income, are recognised in the Consolidated statement of profit and loss.

Derecognition of financial assets

A financial asset (or, where applicable, a part of a financial asset or part of a Group of similar financial assets) is primarily derecognised when:

- The rights to receive cash flows from the asset have expired or



GMR AIRPORTS LIMITED

Corporate Identity Number (CIN): U65999HR1992PLC101718

Notes to the consolidated financial statements for the year ended March 31, 2022

- The Group has transferred its rights to receive cash flows from the asset or has assumed an obligation to pay the received cash flows in full without material delay to a third party under a 'pass-through' arrangement; and either (a) the Group has transferred substantially all the risks and rewards of the asset, or (b) the Group has neither transferred nor retained substantially all the risks and rewards of the asset, but has transferred control of the asset.

When the Group has transferred its rights to receive cash flows from an asset or has entered into a pass-through arrangement, it evaluates if and to what extent it has retained the risks and rewards of ownership. When it has neither transferred nor retained substantially all of the risks and rewards of the asset, nor transferred control of the asset, the Group continues to recognise the transferred asset to the extent of the Group's continuing involvement. In that case, the Group also recognises an associated liability. The transferred asset and the associated liability are measured on a basis that reflects the rights and obligations that the Group has retained.

Continuing involvement that takes the form of a guarantee over the transferred asset is measured at the lower of the original carrying amount of the asset and the maximum amount of consideration that the Group could be required to repay.

Impairment of financial assets

In accordance with Ind AS 109, the Group applies expected credit loss (ECL) model for measurement and recognition of impairment loss on the financial assets measured at amortised cost e.g., deposits, trade receivables and bank balance, and credit risk exposure.

The Group follows 'simplified approach' for recognition of impairment loss allowance on trade receivables or contract revenue receivables.

The application of simplified approach does not require the Group to track changes in credit risk. Rather, it recognises impairment loss allowance based on lifetime ECLs at each reporting date, right from its initial recognition.


For recognition of impairment loss on other financial assets and risk exposure, the Group determines that whether there has been a significant increase in the credit risk since initial recognition. If credit risk has not increased significantly, 12-month ECL is used to provide for impairment loss. However, if credit risk has increased significantly, lifetime ECL is used. If, in a subsequent period, credit quality of the instrument improves such that there is no longer a significant increase in credit risk since initial recognition, then the entity reverts to recognising impairment loss allowance based on 12-month ECL.

Lifetime ECL are the expected credit losses resulting from all possible default events over the expected life of a financial instrument. The 12-month ECL is a portion of the lifetime ECL which results from default events that are possible within 12 months after the reporting date.

ECL is the difference between all contractual cash flows that are due to the Group in accordance with the contract and all the cash flows that the entity expects to receive (i.e., all cash shortfalls), discounted at the original EIR. When estimating the cash flows, an entity is required to consider:

- All contractual terms of the financial instrument (including prepayment, extension, call and similar options) over the expected life of the financial instrument. However, in rare cases when the expected life of the financial instrument cannot be estimated reliably, then the entity is required to use the remaining contractual term of the financial instrument.
- Cash flows from the sale of collateral held or other credit enhancements that are integral to the contractual terms

As a practical expedient, the Group uses a provision matrix to determine impairment loss allowance on portfolio of its trade receivables. The provision matrix is based on its historically observed default rates over the expected life



GMR AIRPORTS LIMITED

Corporate Identity Number (CIN): U65999HR1992PLC101718

Notes to the consolidated financial statements for the year ended March 31, 2022

of the trade receivables and is adjusted for forward-looking estimates. At every reporting date, the historical observed default rates are updated and changes in the forward-looking estimates are analysed.

For assessing increase in credit risk and impairment loss, the Group combines financial instruments on the basis of shared credit risk characteristics with the objective of facilitating an analysis that is designed to enable significant increases in credit risk to be identified on a timely basis.

(ii) Financial liabilities

Financial liabilities and equity instruments

Classification as debt or equity

Financial liabilities and equity instruments issued by the Group are classified according to the substance of the contractual arrangements entered into and the definitions of a financial liability and an equity instrument.

Equity Instruments

An equity instrument is any contract that evidences a residual interest in the assets of the Group after deducting all of its liabilities. Equity instruments are recorded at the proceeds received, net of direct issue costs.

Financial Liabilities

Financial liabilities are initially measured at fair value, net of transaction costs, and are subsequently measured at amortised cost, using the effective interest rate method where the time value of money is significant. Interest bearing bank loans, overdrafts and issued debt are initially measured at fair value and are subsequently measured at amortised cost using the effective interest rate method. Any difference between the proceeds (net of transaction costs) and the settlement or redemption of borrowings is recognised over the term of the borrowings in the consolidated statement of profit and loss.

For trade and other payables maturing within one year from the balance sheet date, the carrying amounts approximate fair value due to the short maturity of these instruments.

Financial guarantee contracts



Financial guarantee contracts issued by the Group are those contracts that require a payment to be made to reimburse the holder for a loss it incurs because the specified debtor fails to make a payment when due in accordance with the terms of a debt instrument. Financial guarantee contracts are recognised initially as a liability at fair value, adjusted for transaction costs that are directly attributable to the issuance of the guarantee.

De-recognition

A financial liability is derecognised when the obligation under the liability is discharged or cancelled or expires. When an existing financial liability is replaced by another from the same lender on substantially different terms, or the terms of an existing liability are substantially modified, such an exchange or modification is treated as the de-recognition of the original liability and the recognition of a new liability. The difference in the respective carrying amounts is recognised in the consolidated statement of profit and loss.

Offsetting of financial instruments:

Financial assets and financial liabilities are offset and the net amount is reported in the balance sheet if there is a currently enforceable legal right to offset the recognised amounts and there is an intention to settle on a net basis, to realise the assets and settle the liabilities simultaneously.



GMR AIRPORTS LIMITED

Corporate Identity Number (CIN): U65999HR1992PLC101718

Notes to the consolidated financial statements for the year ended March 31, 2022

t. Derivative financial instruments and hedge accounting

Initial Recognition and subsequent measurement

The Group uses derivative financial instruments, such as call spread options, to hedge its foreign currency risks. Such derivative financial instruments are initially recognised at fair value on the date on which a derivative contract is entered into and are subsequently re-measured at fair value. Derivatives are carried as financial assets when the fair value is positive and as financial liabilities when the fair value is negative.

Any gains or losses arising from changes in the fair value of derivatives are taken directly to profit or loss, except for the effective portion of cash flow hedges, which is recognised in OCI and later reclassified to profit or loss when the hedge item affects profit or loss.

For the purpose of hedge accounting, hedges are classified as:

- a. Fair value hedges when hedging the exposure to changes in the fair value of a recognised asset or liability or an unrecognised firm commitment;
- b. Cash flow hedges when hedging the exposure to variability in cash flows that is either attributable to a particular risk associated with a recognised asset or liability or a highly probable forecast transaction or the foreign currency risk in an unrecognised firm commitment;
- c. Hedges of a net investment in a foreign operation.

At the inception of a hedge relationship, the Group formally designates and documents the hedge relationship to which the Group wishes to apply hedge accounting and the risk management objective and strategy for undertaking the hedge. The documentation includes the Group's risk management objective and strategy for undertaking hedge, the hedging / economic relationship, the hedged item or transaction, the nature of the risk being hedged, hedge ratio and how the entity will assess the effectiveness of changes in the hedging instrument's fair value in offsetting the exposure to changes in the hedged item's fair value or cash flows attributable to the hedged risk. Such hedges are expected to be highly effective in achieving offsetting changes in fair value or cash flows and are assessed on an ongoing basis to determine that they actually have been highly effective throughout the financial reporting periods for which they were designated.

Cash flow hedges that meet the strict criteria for hedge accounting are accounted for as described below:

The effective portion of the gain or loss on the hedging instrument is recognised in OCI in the cash flow hedge reserve, while any ineffective portion is recognised immediately in the consolidated statement of profit and loss.

Amounts recognised as OCI are transferred to profit or loss when the hedged transaction affects profit or loss, such as when the hedged financial income or financial expense is recognised or when a forecast sale occurs.



If the hedging instrument expires or is sold, terminated or exercised without replacement or rollover (as part of the hedging strategy), or if its designation as a hedge is revoked, or when the hedge no longer meets the criteria for hedge accounting, any cumulative gain or loss previously recognised in OCI remains separately in equity until the forecast transaction occurs or the foreign currency firm commitment is met.

Presentation of derivative contracts in the financial statement

Derivative assets and liabilities recognized on the balance sheet are presented as current and non-current based on the classification of the underlying hedged item.

u. Convertible preference shares/ debentures

Convertible preference shares / debentures are separated into liability and equity components based on the terms of the contract. On issuance of the convertible preference shares / debentures, the fair value of the liability component is determined using a market rate for an equivalent non-convertible instrument. This amount is classified as a financial liability measured at amortised cost (net of transaction costs) until it is extinguished on conversion or redemption. The remainder of the proceeds is allocated to the conversion option that is recognised and included in equity since conversion option meets Ind AS 32 criteria for conversion right. Transaction costs are deducted from equity, net of associated income tax. The carrying amount of the conversion option is not re-measured in subsequent



GMR AIRPORTS LIMITED**Corporate Identity Number (CIN): U65999HR1992PLC101718****Notes to the consolidated financial statements for the year ended March 31, 2022**

years. Transaction costs are apportioned between the liability and equity components of the convertible preference shares / debentures based on the allocation of proceeds to the liability and equity components when the instruments are initially recognised.

v. Cash and cash equivalents

Cash and cash equivalent in the balance sheet comprise cash at banks and on hand and short-term deposits with an original maturity of three months or less, which are subject to an insignificant risk of changes in value. For the purpose of the statement of cash flows, cash and cash equivalents consist of cash and short-term deposits, as defined above, net of outstanding bank overdrafts as they are considered an integral part of the Group's cash management.

w. Exceptional items

An item of income or expense which its size, type or incidence requires disclosure in order to improve an understanding of the performance of the Group is treated as an exceptional item and the same is disclosed in the consolidated financial statements.

x. Foreign Currencies**Functional Currency**

The consolidated financial statements are presented in Indian rupees (INR), which is also the Group's functional currency.

Transactions and Translations


Transactions in foreign currencies are initially recorded by the Group at their respective functional currency spot rates at the date the transaction first qualifies for recognition. However, for practical reasons, the Group uses an average rate if the average approximates the actual rate at the date of the transaction.

Monetary assets and liabilities denominated in foreign currencies are translated at the functional currency spot rates of exchange at the reporting date.

Exchange differences arising on settlement or translation of monetary items are recognised in profit or loss. Non-monetary items that are measured in terms of historical cost in a foreign currency are translated using the exchange rates at the dates of the initial transactions.

Non-monetary items that are measured in terms of historical cost in a foreign currency are translated using the exchange rates at the dates of the initial transactions. Non-monetary items measured at fair value in a foreign currency are translated using the exchange rates at the date when the fair value is determined. The gain or loss arising on translation of non-monetary items measured at fair value is treated in line with the recognition of the gain or loss on the change in fair value of the item (i.e., translation differences on items whose fair value gain or loss is recognised in OCI or profit or loss are also recognised in OCI or profit or loss, respectively).

On consolidation, the assets and liabilities of foreign operations are translated into Indian Rupees at the rate of exchange prevailing at the reporting date and their statements of profit or loss are translated at exchange rates prevailing at the dates of the transactions. For practical reasons, the Group uses an average rate to translate income and expense items, if the average rate approximates the exchange rates at the dates of the transactions. The exchange differences arising on translation for consolidation are recognised in OCI. On disposal of a foreign operation, the component of OCI relating to that particular foreign operation is recognised in the consolidated statement of profit and loss.



GMR AIRPORTS LIMITED

Corporate Identity Number (CIN): U65999HR1992PLC101718

Notes to the consolidated financial statements for the year ended March 31, 2022

y. Proposed dividend

As per Ind AS –10, 'Events after the Reporting period', the Group discloses the dividend proposed by board of directors after the balance sheet date in the notes to these consolidated financial statements. The liability to pay dividend is recognised when the declaration of dividend is approved by the shareholders.

z. Earnings per share


Basic earnings per share are calculated by dividing the net profit or loss for the year attributable to equity shareholders by the weighted average number of equity shares outstanding during the year. For the purpose of calculating diluted earnings per share, the net profit or loss for the year attributable to equity shareholders and the weighted average number of shares outstanding during the year are adjusted for the effects of all dilutive potential equity shares.

aa. Corporate Social Responsibility ('CSR') expenditure


The Group charges its CSR expenditure during the year to the consolidated statement of profit and loss.

ab. Cash Flow Statement

Cash flows are reported using the indirect method, whereby profit for the period is adjusted for the effects of transactions of a non-cash nature, any deferrals or accruals of past or future operating cash receipts or payments and item of income or expenses associated with investing or financing cash flows. The cash flows from operating, investing and financing activities of the Group are segregated.



(This space is intentionally left blank)



GMR AIRPORTS LIMITED

Corporate Identity Number (CIN): U65999HR1992PLC101718

Notes to the consolidated financial statements for the year ended March 31, 2022

(All amounts in Rupees Crore, unless otherwise stated)

3. Property, plant and equipments and Capital work in progress

Particulars	Land	Runways, taxiways, aprons etc.	Buildings (including roads)	Bridges, Culverts, Bunders etc.	Plant and machinery	Leasehold improvements	Office equipments (including computers)	Furniture and fixtures (including electrical installations and equipments)	Vehicles and aircrafts	Total	Capital work in progress	Total
At Cost/Deemed Cost												
As at April 01, 2020	16.13	2,419.65	5,360.22	297.16	2,120.08	155.56	134.11	958.84	20.63	11,482.38	3,813.67	15,296.05
Additions	-	127.63	169.53	2.06	71.19	19.28	20.70	104.69	3.45	518.53	2,801.98	3,320.51
Other adjustments	-	-	(0.24)	-	(1.37)	-	-	-	(0.01)	(1.62)	-	(1.62)
Disposals	-	-	(0.84)	-	(1.32)	(0.19)	(0.35)	(0.32)	(1.37)	(4.39)	-	(4.39)
As at March 31, 2021	16.13	2,547.28	5,528.67	299.22	2,188.58	174.65	154.46	1,063.21	22.70	11,994.90	6,615.65	18,610.55
As at April 01, 2021	16.13	2,547.28	5,528.67	299.22	2,188.58	174.65	154.46	1,063.21	22.70	11,994.90	6,615.65	18,610.55
Additions	-	509.86	415.06	9.69	210.16	8.74	57.14	395.76	1.14	1,607.55	3,546.98	5,154.53
Other adjustments	-	(0.04)	(4.00)	-	(0.35)	(0.02)	(0.89)	(3.48)	-	(8.78)	-	(8.78)
Disposals	-	-	(2.63)	-	(0.72)	-	(47.68)	(2.18)	(0.02)	(53.23)	-	(53.23)
As at March 31, 2022	16.13	3,057.10	5,937.10	308.91	2,397.67	183.37	163.03	1,453.31	23.82	13,540.44	10,162.63	23,703.07
Accumulated Depreciation												
As at April 01, 2020	-	350.36	810.86	40.05	773.59	38.28	29.07	487.74	0.92	2,530.87	-	2,530.87
Charge for the year	-	140.36	254.86	13.39	252.01	11.00	36.05	92.82	3.59	804.08	-	804.08
Disposals	-	-	(0.26)	-	(1.41)	(0.04)	(0.33)	(0.32)	(1.37)	(3.73)	-	(3.73)
As at March 31, 2021	-	490.72	1,065.46	53.44	1,024.19	49.24	64.79	580.24	3.14	3,331.22	-	3,331.22
As at April 01, 2021	-	490.72	1,065.46	53.44	1,024.19	49.24	64.79	580.24	3.14	3,331.22	-	3,331.22
Charge for the year	-	156.53	298.26	14.15	252.50	11.78	38.95	79.07	3.76	855.00	-	855.00
Other adjustments	-	(0.01)	(0.99)	-	(0.05)	(0.01)	(0.25)	(0.73)	-	(2.04)	-	(2.04)
Disposals	-	-	(0.24)	-	(0.60)	-	(12.80)	(2.02)	(0.01)	(15.67)	-	(15.67)
As at March 31, 2022	-	647.24	1,362.49	67.59	1,276.04	61.01	90.69	656.56	6.89	4,168.51	-	4,168.51
Net Book Value												
As at March 31, 2021	16.13	2,056.56	4,463.21	245.78	1,164.39	125.41	89.67	482.97	19.56	8,663.68	6,615.65	15,279.33
As at March 31, 2022	16.13	2,409.86	4,574.61	241.32	1,121.63	122.36	72.34	796.75	16.93	9,371.93	10,162.63	19,534.56

Notes:

1. Buildings include space given on operating lease having gross block : Rs. 222.27 crore (March 31, 2021 : Rs. 190.87 crore), depreciation charge for the year Rs. 7.38 crore (March 31, 2021: Rs. 6.35 crore). accumulated depreciation Rs. 75.04 crore (March 31, 2021 : Rs. 67.66 crore) and net book value Rs. 147.23 crore (March 31, 2021 : Rs. 123.21 crore).

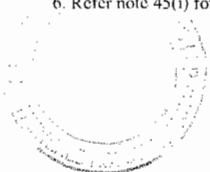
2. The property, plant and equipment of the Group has been pledged for the borrowing taken by the Group.

3. Refer note 38(a) for disclosure of contractual commitments for the acquisition of property, plant & equipments.

4. Other adjustment includes reduction of cost against reduction of liability of vendors on final settlement amounting to Rs. 8.78 crore (March 31, 2021 Rs. Nil) pertaining to construction of various capital assets.

5. The Group has not carried out any revaluation of property, plant and equipment in current and previous year.

6. Refer note 45(i) for disclosure of ageing for capital work in progress.



GMR AIRPORTS LIMITED

Corporate Identity Number (CIN): U65999HR1992PLC101718

Notes to the consolidated financial statements for the year ended March 31, 2022

(All amounts in Rupees Crore, unless otherwise stated)


4. Other intangible assets, Goodwill and Intangible assets under development

Particulars	Airport Concessionaire Rights	Computer Software	Right to Operate Cargo Facility	Total other intangible assets	Goodwill	Intangible assets under development
Cost/ Deemed Cost						
As at April 01, 2020	401.77	21.18	25.71	448.66	719.36	1.24
Additions	-	3.14	2.55	5.69	-	5.03
Disposals	-	-	-	-	(0.01)	-
As at March 31, 2021	401.77	24.32	28.26	454.35	719.35	6.27
As at April 01, 2021	401.77	24.32	28.26	454.35	719.35	6.27
Additions	-	13.30	7.25	20.55	-	7.28
Disposals	-	(16.39)	-	(16.39)	-	-
As at March 31, 2022	401.77	21.23	35.51	458.51	719.35	13.55
Accumulated Depreciation						
As at April 01, 2020	24.61	6.07	10.81	41.49	-	-
Charge for the year	8.21	3.79	4.10	16.10	-	-
As at March 31, 2021	32.82	9.86	14.91	57.59	-	-
As at April 01, 2021	32.82	9.86	14.91	57.59	-	-
Charge for the year	8.21	5.51	1.42	15.14	-	-
Disposals	-	(4.64)	-	(4.64)	-	-
As at March 31, 2022	41.03	10.73	16.33	68.09	-	-
Net Block						
As at March 31, 2021	368.95	14.46	13.35	396.76	719.35	6.27
As at March 31, 2022	360.74	10.50	19.18	390.42	719.35	13.55

5. Right of use asset

Particulars	Land	Buildings (including roads)	Plant and machinery	Leasehold improvements	Office equipments (including computers)	Vehicles	Furniture and fixtures (including electrical installations and equipments)	Total
As at April 01, 2020	0.52	99.50	4.29	11.30	0.37	0.10	4.71	120.79
Additions	-	14.98	-	-	0.05	0.32	7.19	22.54
Disposals	-	-	(0.87)	-	-	-	-	(0.87)
Other Adjustment	-	(3.65)	-	0.27	-	-	-	(3.38)
As at March 31, 2021	0.52	110.83	3.42	11.57	0.42	0.42	11.90	139.08
As at April 01, 2021	0.52	110.83	3.42	11.57	0.42	0.42	11.90	139.08
Additions	-	3.92	-	-	0.05	-	-	3.97
Other Adjustment	-	-	-	0.20	-	-	-	0.20
As at March 31, 2022	0.52	114.75	3.42	11.77	0.47	0.42	11.90	143.25
Accumulated Depreciation								
As at April 01, 2020	0.24	8.38	2.03	0.26	0.19	0.03	4.27	15.40
Charge for the year	0.15	8.85	1.71	2.20	0.15	0.11	3.66	16.83
Disposals	-	-	(0.45)	-	-	-	-	(0.45)
Other adjustments	-	-	-	(0.03)	-	-	-	(0.03)
As at March 31, 2021	0.39	17.23	3.29	2.43	0.34	0.14	7.93	31.75
As at April 01, 2021	0.39	17.23	3.29	2.43	0.34	0.14	7.93	31.75
Charge for the year	0.13	10.79	0.13	2.19	0.04	0.23	3.60	17.11
Other adjustments	-	-	-	0.06	-	-	-	0.06
As at March 31, 2022	0.52	28.02	3.42	4.68	0.38	0.37	11.53	48.92
Net Book Value								
As at March 31, 2021	0.13	93.60	0.13	9.14	0.08	0.28	3.97	107.33
As at March 31, 2022	-	86.73	-	7.09	0.09	0.05	0.37	94.33

(This space is intentionally left blank)



GMR AIRPORTS LIMITED

Corporate Identity Number (CIN): U65999HR1992PLC101718

Notes to the consolidated financial statements for the year ended March 31, 2022


(All amounts in Rupees Crore, unless otherwise stated)

6A Interest in Joint ventures**a. Details of joint ventures :**

Name of the Entity	Country of incorporation / Place of Business	Percentage of effective ownership interest held (directly and indirectly) as at		Percentage of voting right held as at		Nature of Activities	Accounting Method
		March 31, 2022	March 31, 2021	March 31, 2022	March 31, 2021		
a) Material Joint Ventures :							
Delhi Duty Free Services Private Limited (DDFS)	India	48.97%	48.97%	66.93%	66.93%	Operates Duty free shop at Indira Gandhi International Airport, New Delhi.	Equity Method
Heraklion Crete International Airport S.A. (Crete) ³	Greece	21.64%	21.64%	21.64%	21.64%	Develop, construct, operate and management of the New Heraklion Airport.	Equity Method
Delhi Aviation Fuel Facility Private Limited (DAFF)	India	16.64%	16.64%	26.00%	26.00%	Operates aircraft refuelling facility at Indira Gandhi International Airport, New Delhi.	Equity Method
GMR Megawide Cebu Airport Corporation (GMCAC) ³	Philippines	40.00%	40.00%	40.00%	40.00%	Operates the Mactan Cebu International Airport.	Equity Method
b) Others :							
Delhi Aviation Services Private Limited (DASPL)	India	32.00%	32.00%	50.00%	50.00%	Manages the operation of bridge mounted equipment and supply potable water at Indira Gandhi International Airport, New Delhi.	Equity Method
ESR GMR Logistics Park Private Limited (GLPPL) ⁵	India	18.90%	18.90%	30.00%	30.00%	Engages in business of leasing of commercial spaces.	Equity Method
PT Angkasa Pura Aviast (PT APA) ⁴	Indonesia	49.00%	NA	49.00%	NA	Operates the Kualanamu International Airport.	Equity Method
Laqshya Hyderabad Airport Media Private Limited (Laqshya)	India	30.87%	30.87%	49.00%	49.00%	Provides media services for display of advertisement at Hyderabad Airport.	Equity Method
SSP- Mactan Cebu corporation (SMCC) ³	Philippines	25.00%	25.00%	25.00%	25.00%	Set Up operate, maintain and manage the Food & Beverage outlets at the locations in Mactan Cebu Airport.	Equity Method
Mactan Travel Retail Group Co (MTRGC) ³	Philippines	25.00%	25.00%	25.00%	25.00%	Operate, maintain and manage the duty paid retail outlets at the locations in Mactan Cebu Airport	Equity Method
Megawide GMR Construction JV Inc.(MGCJV Clark) ^{3,6}	Philippines	50.00%	50.00%	50.00%	50.00%	Engages in construction of Clark Airport, Philippines	Equity Method
GMR Bajoli Holi Hydropower Private Limited (GBHHPL)	India	12.89%	12.89%	20.14%	20.14%	180 MW hydro based power project under construction	Equity Method

Notes:

- Aggregate amount of unquoted investment in joint ventures Rs 2,825.97 crore (March 31, 2021 : Rs 2,337.63 crore).
- Aggregate amount of quoted investment in joint ventures - Rs Nil (March 31, 2021 : Rs Nil).
- The reporting dates of the joint ventures entities coincide with the Holding Company except in case of GMCAC, SMCC, MTRGC, MGCJV Clark and Crete whose financial statements for the year ended on and as at December 31, 2021 and December 31, 2020, as applicable were considered for the purpose of consolidated financial statements of the Group as these are the entities incorporated outside India and their financials are prepared as per calendar year i.e. January to December.
- GANBV acquired the shares of PT Angkasa Pura Aviast (PT APA) incorporated in Indonesia to operate Kualanamu International Airport.
- GHAL (wholly owned subsidiary of GHIAL) has entered into an agreement with ESR Hyderabad 1 Pte Limited (ESR) on April 16, 2020 for dilution of its stake in GLPPL from 100% to 30%. Pursuant to this agreement GLPPL became joint venture for the Group.
- GAIBV (wholly owned subsidiary of GAL) acquired the beneficial ownership of MGCJV Clark from December 21, 2020.



GMR AIRPORTS LIMITED

Corporate Identity Number (CIN): U65999HR1992PLC101718

Notes to the consolidated financial statements for the year ended March 31, 2022

(All amounts in Rupees Crore, unless otherwise stated)




b. Summarised financial information for material joint ventures

Particulars	DDFS		Crete		DAFF		GMCAC		Total	
	March 31, 2022	March 31, 2021	December 31, 2021	December 31, 2020	March 31, 2022	March 31, 2021	December 31, 2021	December 31, 2020	March 31, 2022	March 31, 2021
Current assets										
Cash & cash equivalents	67.65	12.55	972.26	340.29	0.04	0.02	40.80	149.11	1,080.75	501.97
Current tax assets	-	-	-	-	5.33	5.04	-	-	5.33	5.04
Other assets	234.94	137.03	249.01	247.33	3.51	9.26	147.28	149.58	634.74	543.20
Total current assets	302.59	149.58	1,221.27	587.62	8.88	14.32	188.08	298.69	1,720.82	1,050.21
Non-current assets										
Non-current tax assets	2.34	2.10	-	-	-	-	-	-	2.34	2.10
Deferred tax assets	18.08	19.60	-	4.72	17.96	9.46	-	-	36.04	33.78
Other non-current assets	397.53	369.66	1,143.71	975.09	643.41	639.35	7,366.23	7,536.39	9,550.88	9,520.49
Total non-current assets	417.95	391.36	1,143.71	979.81	661.37	648.81	7,366.23	7,536.39	9,589.26	9,556.37
Current liabilities										
Financial liabilities (excluding trade payable)	51.12	45.51	8.37	2.39	41.82	32.84	-	125.48	101.31	206.22
Current tax liabilities	5.65	1.79	-	-	-	-	-	-	5.65	1.79
Other liabilities (including trade payable)	132.10	68.43	15.46	14.72	1.44	1.29	142.84	329.55	291.84	413.99
Total current liabilities	188.87	115.73	23.83	17.11	43.26	34.13	142.84	455.03	398.80	622.00
Non-current liabilities										
Financial liabilities (excluding trade payable)	55.42	89.70	4.57	2.05	383.64	380.34	3,786.66	3,509.06	4,230.29	3,981.15
Deferred tax liabilities	-	-	0.42	-	-	-	116.15	109.23	116.57	109.23
Other liabilities (including trade payable)	6.16	5.84	1,724.96	897.38	0.09	0.07	35.50	40.43	1,766.71	943.72
Total non-current liabilities	61.58	95.54	1,729.95	899.43	383.73	380.41	3,938.31	3,658.72	6,113.57	5,034.10
Net assets	470.09	329.67	611.20	650.89	243.26	248.59	3,473.16	3,721.33	4,797.71	4,950.48

c. Reconciliation of carrying amounts of material joint ventures

Particulars	DDFS		Crete		DAFF		GMCAC		Total	
	March 31, 2022	March 31, 2021	December 31, 2021	December 31, 2020	March 31, 2022	March 31, 2021	December 31, 2021	December 31, 2020	March 31, 2022	March 31, 2021
Opening net assets	329.67	368.87	650.89	652.40	248.59	271.68	3,721.33	3,894.05	4,950.48	5,187.00
Profit / (loss) for the year	188.34	(30.14)	(10.93)	(1.38)	(5.33)	(12.43)	(203.29)	(177.04)	(31.21)	(220.99)
Other Comprehensive income	0.08	0.28	-	-	-	(0.00)	0.93	(0.06)	1.01	0.22
Other Adjustments	-	-	-	0.99	-	-	1.61	(99.08)	1.61	(98.09)
Hedge Adjustment	-	(9.34)	-	-	-	-	-	-	-	(9.34)
Foreign currency translation difference account	-	-	(28.76)	(1.12)	-	-	(47.42)	103.46	(76.18)	102.34
Dividends paid	(48.00)	-	-	-	-	(10.66)	-	-	(48.00)	(10.66)
Closing net assets	470.09	329.67	611.20	650.89	243.26	248.59	3,473.16	3,721.33	4,797.71	4,950.48
Proportion of the group's ownership	66.93%	66.93%	21.64%	21.64%	26.00%	26.00%	40.00%	40.00%		
Group's share	314.63	220.65	132.26	140.85	63.25	64.63	1,389.26	1,488.53	1,899.40	1,914.66
Adjustments to the equity values										
a) Goodwill	80.03	80.03	-	-	-	-	142.94	142.94	222.97	222.97
b) Additional investment	-	-	341.24	-	-	-	-	-	341.24	-
c) Other adjustments*	-	-	96.00	90.98	-	-	53.88	(72.89)	149.88	18.09
Carrying amount of the investment	394.66	300.68	569.50	231.83	63.25	64.63	1,586.08	1,558.58	2,613.49	2,155.72

* Other adjustment in Crete represents the excess of investment made in the JV entity by the Group in comparison to the share of net assets, contributed by the JV partner in the form of grants.



GMR AIRPORTS LIMITED

Corporate Identity Number (CIN): U65999HR1992PLC101718

Notes to the consolidated financial statements for the year ended March 31, 2022

(All amounts in Rupees Crore, unless otherwise stated)

d. Summarised statement of profit and loss for material joint ventures

Particulars	DDFS		Crete		DAFF		GMCAC		Total	
	March 31, 2022	March 31, 2021	December 31, 2021	December 31, 2020	March 31, 2022	March 31, 2021	December 31, 2021	December 31, 2020	March 31, 2022	March 31, 2021
Revenue from operations	645.95	272.23	305.88	146.60	72.19	57.36	86.26	165.78	1,110.28	641.97
Interest income	21.09	17.14	0.07	-	4.22	3.85	0.92	4.84	26.30	25.83
Depreciation and amortisation expenses	56.99	43.37	1.32	0.37	41.19	40.74	6.78	8.99	106.28	93.47
Finance cost	10.85	9.68	0.18	0.08	28.10	29.43	158.75	157.66	197.88	196.85
Other expenses (net of other income)	532.87	275.90	313.96	147.96	13.77	7.32	113.39	148.71	973.99	579.89
Tax expenses / (income)	58.42	(9.44)	1.42	(0.43)	(1.32)	(3.85)	11.55	32.30	70.07	18.58
Exceptional Item	180.43	-	-	-	-	-	-	-	180.43	-
Profit / (loss) from continuing operations	188.34	(30.14)	(10.93)	(1.38)	(5.33)	(12.43)	(203.29)	(177.04)	(31.21)	(220.99)
Other comprehensive income	0.08	0.28	-	-	-	-	0.93	(0.06)	1.01	0.22
Total comprehensive income	188.42	(29.86)	(10.93)	(1.38)	(5.33)	(12.43)	(202.36)	(177.10)	(30.20)	(220.77)
Other adjustments	-	(9.34)	-	0.99	-	-	1.61	(99.08)	1.61	(107.43)
Total comprehensive income	188.42	(39.20)	(10.93)	(0.39)	(5.33)	(12.43)	(200.75)	(276.18)	(28.59)	(328.20)
Group share of profit / (loss) for the year	126.11	(26.23)	(2.36)	(0.08)	(1.39)	(3.23)	(80.30)	(110.47)	42.06	(140.01)
Dividend received by Group from joint ventures	32.13	-	-	-	-	2.77	-	-	32.13	2.77

e. Financial information in respect of other joint ventures

Particulars	March 31, 2022	March 31, 2021
Aggregate carrying amount of investments in individually immaterial joint ventures	206.89	176.32
Aggregate amount of group's share of:		
- Profit / (loss) for the year	3.38	1.02
- Other comprehensive income for the year	(0.03)	0.05
- Total comprehensive income for the year	3.35	1.07

(This space is intentionally left blank)



GMR AIRPORTS LIMITED

Corporate Identity Number (CIN): U65999HR1992PLC101718

Notes to the consolidated financial statements for the year ended March 31, 2022


(All amounts in Rupees Crore, unless otherwise stated)

6B Interest in Associates**a. Details of associates :**

Name of the Entity	Country of incorporation / Place of Business	Percentage of effective ownership interest held (directly and		Percentage of voting right held as at		Nature of Activities	Accounting Method
		March 31, 2022	March 31, 2021	March 31, 2022	March 31, 2021		
a) Material associates :							
TIM Delhi Airport Advertising Private Limited (TIMDAA)	India	31.94%	31.94%	49.90%	49.90%	Provides advertisement services at Indira Gandhi International Airport, New Delhi.	Equity Method
Celebi Delhi Cargo Terminal Management India Private Limited (CDCTM)	India	16.64%	16.64%	26.00%	26.00%	Provides Cargo services at Indira Gandhi International Airport, New Delhi.	Equity Method
b) Immaterial associates :							
Travel Food Services (Delhi Terminal 3) Private Limited (TFS)	India	25.60%	25.60%	40.00%	40.00%	Provides food & beverages services at Indira Gandhi International Airport, New Delhi.	Equity Method
DIGI Yatra Foundation (Digi)	India	23.53%	23.53%	37.00%	37.00%	Central platform for identity management of passengers in collaboration with private airport operators and Airport Authority of India.	Equity Method

Notes:

1. Aggregate amount of unquoted investment in associates - Rs. 122.69 crore (March 31, 2021 : Rs. 120.00 crore).
2. Aggregate amount of quoted investment in associates - Rs. Nil (March 31, 2021 : Rs. Nil).

(This space is intentionally left blank)

GMR AIRPORTS LIMITED

Corporate Identity Number (CIN): U65999HR1992PLC101718

Notes to the consolidated financial statements for the year ended March 31, 2022

(All amounts in Rupees Crore, unless otherwise stated)



b. Summarised financial information for material associates

Particulars	TIMDAA		CDCTM		Total	
	March 31, 2022	March 31, 2021	March 31, 2022	March 31, 2021	March 31, 2022	March 31, 2021
Current assets						
Cash and cash equivalents	1.48	3.77	60.47	41.25	61.95	45.02
Other assets	78.24	73.27	173.53	176.68	251.77	249.95
Total current assets	79.72	77.04	234.00	217.93	313.72	294.97
Non-current assets						
Non-current tax assets	9.32	7.63	3.68	8.05	13.00	15.68
Deferred tax assets	5.48	4.70	28.35	25.36	33.83	30.06
Other non-current assets	45.17	48.39	282.72	274.52	327.89	322.91
Total non-current assets	59.97	60.72	314.75	307.93	374.72	368.65
Current liabilities						
Financial liabilities (excluding trade payable)	3.96	7.92	32.44	34.24	36.40	42.16
Current tax liabilities	-	-	22.21	20.76	22.21	20.76
Other liabilities (including trade payable)	54.21	46.83	75.23	71.28	129.44	118.11
Total current liabilities	58.17	54.75	129.88	126.28	188.05	181.03
Non-current liabilities						
Financial liabilities (excluding trade payable)	-	3.72	38.97	50.97	38.97	54.69
Other liabilities (including trade payable)	1.70	1.26	86.31	61.15	88.01	62.41
Total non-current liabilities	1.70	4.98	125.28	112.12	126.98	117.10
Net assets	79.82	78.03	293.59	287.46	373.41	365.49

c. Reconciliation of carrying amounts of material associates

Particulars	TIMDAA		CDCTM		Total	
	March 31, 2022	March 31, 2021	March 31, 2022	March 31, 2021	March 31, 2022	March 31, 2021
Opening net assets	78.03	82.18	287.46	261.45	365.49	343.63
Profit/(loss) for the year	2.20	2.48	95.56	89.32	97.76	91.80
Other Comprehensive income	(0.41)	0.10	0.17	(0.31)	(0.24)	(0.21)
Dividends paid	-	(6.47)	(89.60)	(63.00)	(89.60)	(69.47)
Other Adjustments	-	(0.26)	-	-	-	(0.26)
Closing net assets	79.82	78.03	293.59	287.46	373.41	365.49
Proportion of the group's ownership	49.90%	49.90%	26.00%	26.00%		
Group's share	39.83	38.94	76.33	74.74	116.16	113.68
Carrying amount of the investment	39.83	38.94	76.33	74.74	116.16	113.68

(This space is intentionally left blank)



GMR AIRPORTS LIMITED

Corporate Identity Number (CIN): U65999HR1992PLC101718

Notes to the consolidated financial statements for the year ended March 31, 2022

(All amounts in Rupees Crore, unless otherwise stated)

d. Summarised Statement of Profit & Loss for material associates

Particulars	TIMDAA		CDCTM		Total	
	March 31, 2022	March 31, 2021	March 31, 2022	March 31, 2021	March 31, 2022	March 31, 2021
Revenue from operations	177.16	87.01	569.63	574.31	746.79	661.32
Interest income	1.96	2.57	17.58	12.83	19.54	15.40
Depreciation and amortisation expenses	7.64	8.58	18.05	21.54	25.69	30.12
Finance Cost	0.52	1.10	9.08	9.74	9.60	10.84
Other expenses (net of other income)	167.79	76.09	431.77	414.93	599.56	491.02
Tax expenses / (income)	0.97	1.33	32.75	51.61	33.72	52.94
Profit / (loss) for the year	2.20	2.48	95.56	89.32	97.76	91.80
Other comprehensive income	(0.41)	0.10	0.17	(0.31)	(0.24)	(0.21)
Total comprehensive income	1.79	2.58	95.73	89.01	97.52	91.59
Less : Other adjustment	-	(0.26)	-	-	-	(0.26)
Total comprehensive income to parent	1.79	2.32	95.73	89.01	97.52	91.33
Group share of profit / (loss) for the year	0.89	1.16	24.89	23.14	25.78	24.30
Dividend received by Group from associates	-	3.23	23.30	16.38	23.30	19.61

e. Financial information in respect of other associates

Particulars	March 31, 2022	March 31, 2021
Aggregate carrying amount of investments in individually immaterial associates	6.53	6.32
Aggregate amount of group's share of :		
- Profit / (loss) for the year	0.21	(2.22)
- Other comprehensive income for the year	(0.01)	0.05
- Total comprehensive income for the year	0.20	(2.17)

f. Carrying amount of investments in joint ventures, associates and others

Particulars	March 31, 2022	March 31, 2021
Material joint ventures (refer note - 6A)	2,613.49	2,155.72
Material associates (refer note - 6B)	116.16	113.68
Other joint ventures (refer note - 6A)	206.89	176.32
Other associates (refer note - 6B)	6.53	6.32
Investment on account of interest free loan to joint venture	5.59	5.59
Total	2,948.66	2,457.63

g. Share in profits / (loss) of joint ventures / associates (net)

Particulars	March 31, 2022	March 31, 2021
Material joint ventures	42.06	(140.01)
Material associates	25.78	24.30
Other joint ventures	3.35	1.07
Other associates	0.20	(2.17)
Total	71.39	(116.81)



GMR AIRPORTS LIMITED

Corporate Identity Number (CIN): U65999HR1992PLC101718

Notes to the consolidated financial statements for the year ended March 31, 2022

(All amounts in Rupees Crore, unless otherwise stated)

h. Contingent liabilities in respect of joint ventures & associates (Group's share)**a) Contingent liabilities (Group's share)**

Particulars	March 31, 2022	March 31, 2021
For Joint Venture		
Bank guarantees outstanding / Letter of credit outstanding	6.66	4.85
Income tax	1.06	0.83
Claims against the Group not acknowledged as debts	100.63	82.20
For Associates		
Matters relating to indirect tax under disputes	0.02	-
Claims against the Group not acknowledged as debts	0.54	0.78
Matters relating to income tax under disputes	4.12	4.12
Total	113.03	92.78

b) Notes

i) The management of the Group believes that the ultimate outcome of the above matters will not have any material adverse effect on the Group's consolidated financial position and result of operations.

ii) State of Himachal Pradesh has filed claim against GBHHPL in District court of Himachal Pradesh seeking 1% additional free power from GBHHPL based on New Hydro Power Policy, 2008. Currently 1% of free power has been deferred for 12 years.



iii) In case of GBHHPL, special leave petition have been filed with Hon'ble Supreme Court challenging the grant of environmental clearance and approval granted for diversion of forest land for shifting of project site from right to left bank of river Ravi. The special leave petition yet to be admitted.

iv) DDFS had filed three refund applications (for three quarters) dated January 31, 2018 under section 11(B) of Central Excise Act, 1944 seeking refund of Rs. 40.62 Crores being the service tax and cess paid on license fees, marketing fees, airport services charges and utility charges during the period October 2016 to June 2017 for services rendered to DDFS at the duty-free shops at T-3, IGI Airport, Delhi. Such refund claims were filed in pursuance of the decision of the CESTAT Mumbai in Commissioner of Service Tax - VII, Mumbai vs. Flemingo Duty Free Pvt Ltd 2018 (8) GSTL 181 (Tri. Mumbai) (Flemingo) wherein it was held that service tax on license fee was not payable since services were provided outside taxable territory.

In respect of the said refund applications, DDFS received a Show Cause Notice (SCN) dated August 24, 2018 that refund claims for the period October 2016 to January 2017 were barred by limitation and refund cannot be processed. Vide order dated September 06, 2018, the Assistant Commissioner, CGST held that only the period of October 2016 to December 2016 is barred by limitation and denied refund of Rs. 12.78 Crores. The balance amount of Rs. 27.84 Crores was allowed in favor of DDFS and subsequently refunded to DDFS, which was recognized as income in Statement of Profit and Loss during the quarter and six months ended September 30, 2018 when this refund was received. The Department filed an appeal against the aforesaid Order dated September 06, 2018 before Commissioner (Appeals) to the extent refund of Rs. 27.84 Crores held to be payable to DDFS. The said appeal of the Department has been rejected by the Commissioner (Appeals) vide Order dated May 18, 2020. On August 04, 2020 the Department filed an appeal before the CESTAT, New Delhi against the order of Commissioner (Appeal) dated May 18, 2020.

As against denial of refund of Rs 12.78 Crores, DDFS filed an appeal before the Commissioner (Appeals) who rejected the appeal on May 10, 2019 and upheld the Order dated September 06, 2018. DDFS filed an appeal before the CESTAT, New Delhi who allowed the appeal of DDFS vide its Order dated August 14, 2019 and held that since service tax was not payable on license fee, the limitation prescribed under Section 11B of the Central Excise Act, 1944 has no application. Accordingly, refund of Rs. 12.78 Crores is allowed in favor of DDFS. The Department served a copy of the appeal along with application for stay against the CESTAT Order dated August 14, 2019 before the Delhi High Court in March 2020 which has yet to be listed.

DDFS had also filed application dated December 31, 2018 with the Department for the period April 2010 to September 2016 seeking refund of service tax and cess amounting to Rs.182.13 Crores paid on the input services (concession fee, marketing fee, airport service charges and utility charges) rendered to DDFS at the duty-free shops at T-3, IGI Airport, Delhi. The Assistant Commissioner issued the Order dated June 26, 2019 rejecting the claim filed by DDFS that the Duty-free shops are in non-taxable territory. DDFS filed an appeal on August 07, 2019 against the Assistant Commissioner's Order before Commissioner (Appeals) and received an Order dated May 26, 2020 in favour of DDFS allowing the refund of Rs. 182.13 Crores. DDFS requested the Asst. Commissioner to process the refund based on the Order passed by the Commissioner (Appeals). The Assistant Commissioner issued a SCN dated August 04, 2020 asking DDFS to explain that the refund claim is not hit by the bar of unjust enrichment as incidence of duty appears to be passed by DDFS to their customers at the time of sale of goods. Subsequently on August 04, 2020 the Department filed an appeal before the CESTAT, New Delhi against the Order of Commissioner (Appeals) dated May 26, 2020. DDFS filed a reply before the CESTAT on December 24, 2020 against the department's appeal dated August 04, 2020 before the CESTAT. The hearing on the matter is scheduled for May 26, 2022.



GMR AIRPORTS LIMITED**Corporate Identity Number (CIN): U65999HR1992PLC101718****Notes to the consolidated financial statements for the year ended March 31, 2022****(All amounts in Rupees Crore, unless otherwise stated)**

In the meanwhile, the Assistant Commissioner issued two separate Orders dated December 10, 2020 on the respective SCNs and rejected the refund of service tax of Rs 182.13 crores and Rs 12.78 crores. DDFS filed a rectification / recall request under Section 74 of the Finance Act, 1994 dated December 23, 2020 against both the rejection Orders before the Principal Commissioner and the Assistant Commissioner. Subsequently DDFS also filed an Appeal against both the rejection Orders of the Assistant Commissioner, before the Commissioner (Appeals) on February 15, 2021.

DDFS has received Order-in-Appeal dated September 24, 2021 for refund of Rs. 182.13 crores and Rs. 12.78 crores, upholding the Order-in-Original passed by the Assistant Commissioner both dated December 10, 2020 for the amounts of Rs. 182.13 crores and Rs. 12.78 crores. DDFS has filed appeals against both the Orders of Commissioner Appeals before CESTAT on November 03, 2021, that is currently pending disposal.

Having regard to status of matters referred above and in view of inherent uncertainty in predating final outcome of above litigations, involving refunds, which is sub-judice, refund of Rs. 27.84 crore (as at March 31, 2021 Rs. 27.84 crore) received in an earlier year has been considered as contingent liability by the management of DDFS.

i. Capital commitments in respect of joint ventures & associates

Particulars	March 31, 2022	March 31, 2021
For Joint ventures		
Estimated value of contracts remaining to be executed on capital account, not provided for (net of advances)	704.18	674.39
For Associates		
Estimated value of contracts remaining to be executed on capital account, not provided for (net of advances)	0.83	0.44

j. Other Commitments of / towards joint ventures and associates

- In respect of Group's investments in certain jointly controlled entities, other joint venture partners have the first right of refusal in case any of the joint venture partners intend to sell its stake subject to other terms and conditions of respective joint venture agreements.
- In respect of Group's investments in jointly controlled entities, the Group cannot transfer / dispose its holding for a period as specified in the respective joint venture agreements.
- Shares of the certain joint ventures have been pledged as security towards loan facilities sanctioned to the Group.

k. Other notes


i) DDFS, as per its entitlement had filed GST refund applications aggregating to Rs. 259.40 crore pertaining to the period July 1, 2017 to March 31, 2021. Due to absence of clarity and precedence regarding eligibility of duty free business for claiming refund of Input tax credit (ITC), all expenses (other than traded goods) were accounted for as cost (inclusive of ITC) upto March 31, 2021 while the DDFS had continued to claim all eligible ITC in its monthly GST filings.

Till April 30 2022, DDFS has been granted and received GST refunds aggregating to Rs. 180.43 crore (including Rs.12.05 crore received subsequent to year ended March 31, 2022) pertaining to the period upto March 31, 2021 which have been accounted for and presented as 'Exceptional Income' in the financial statements of DDFS. Consequent to acceptance and processing of refund applications by the GST authorities and subsequent receipt of refund amount, DDFS has accounted for all eligible ITC for the current financial year, in its books of account.

Out of the balance GST refunds aggregating to Rs.78.97 crore pertaining to the period upto March 31, 2021, that are yet to be granted and/ received, the management has assessed and believes that:

- Refunds aggregating to Rs.16.82 crore are in the nature of contingent assets although refunds of similar nature have already been allowed; and should be accounted for as income, only on receipt of refund amount from the authorities; and
- Refunds aggregating to Rs.62.15 crore are contingent in nature as the claims have been contested by the authorities due to procedural lapses by DDFS while filing the refund claims, and should be accounted for as income, on receipt of refund amount from the authorities.

ii) Subsequent to the year ended March 31, 2022, DDFS received a Demand cum Show Cause Notice dated April 21, 2022, based on special audit conducted under Section 72A of Finance Act, 1994 for the second half of financial year 2016-17 and period April 1, 2017 till June 30, 2017, wherein The Commissioner of Central Tax and CGST, Delhi ("Department") has sought to recover service tax dues along with interest and penalty aggregating to Rs.40.16 crore pertaining to the said period. DDFS, through its legal counsel has filed a writ petition before High Court of Delhi on April 26, 2022, challenging the initiation of special audit and consequential Demand cum Show Cause Notice mentioned above, citing that due procedures were not followed by the Department and no opportunity of being heard was given to DDFS. Based on opinion by its tax expert, the management believes that the likelihood of any liability (in relation to service tax dues, interest and penalty) devolving on DDFS is not probable and thus, no adjustment is considered necessary in these consolidated financial statements at this stage.



GMR AIRPORTS LIMITED

Corporate Identity Number (CIN): U65999HR1992PLC101718

Notes to the consolidated financial statements for the year ended March 31, 2022




(All amounts in Rupees Crore, unless otherwise stated)

iii) Fuel Infrastructure Charges (FIC)/ revenue rate for the company) is determined by the Airport Economic regulatory Authority of India (AERA) for a period of five years called control period. AERA has determined Fuel Infrastructure Charges for the third control period (F.Y. 2021-22 to F.Y. 2025-26) vide their order dated October 7, 2021. During the rate determination process of third control period, AERA has factored True-up value (over recovery) of second control period amounting to Rs. 144.55 crore as per their prevailing guidelines. Hence, the new FIC rate for third control period (F.Y. 2021-22 to F.Y. 2025-26) fixed by AERA are as follows:

Period	April-Oct'21	Nov-Mar'22	FY' 2022-23	FY' 2023-24	FY' 2024-25	FY' 2025-26
FIC Rate as determined by AERA (Rs/KL)	609	548	469	402	344	293

Due to inadequate clarity about various issues relating to accounting of True-Up value, DAFF has approached to obtain opinion of Expert Advisory Committee (EAC) of ICAI, since opinion of EAC-ICAI take more time, therefore accounting of true-up of second control period i.e. Rs.144.55 crore and true-up adjustment of actual vis-à-vis FIC rate for the period April 1, 2021 to March 31, 2022 has been deferred till the receipt of opinion of EAC of ICAI, therefore impact of the above has not been ascertained and provided in these Consolidated Financial Statements.

(This space is intentionally left blank)



GMR AIRPORTS LIMITED

Corporate Identity Number (CIN): U65999HR1992PLC101718

Notes to the consolidated financial statements for the year ended March 31, 2022

7. Loans

	Non Current		Current	
	March 31, 2022 (Rs. in crore)	March 31, 2021 (Rs. in crore)	March 31, 2022 (Rs. in crore)	March 31, 2021 (Rs. in crore)
Unsecured, considered good				
Loans to related parties (refer note 39)	612.53	304.82	300.00	400.00
Loans to employees	0.20	0.20	0.58	8.28
	612.73	305.02	300.58	408.28
Significant increase in credit risk				
Loan to others	-	2.82	-	-
	-	2.82	-	-
Loans credit impaired	-	(2.82)	-	-
Total	612.73	305.02	300.58	408.28
Breakup of loan to related parties				
In India	566.82	304.82	300.00	400.00
Outside India	45.71	-	-	-
	612.53	304.82	300.00	400.00

1. Loans are non-derivative financial instruments which generate a fixed or variable interest income for the Group. The carrying value may be affected by the changes in the credit risk of the counter parties.

8. Other financial assets

	Non Current		Current	
	March 31, 2022 (Rs. in crore)	March 31, 2021 (Rs. in crore)	March 31, 2022 (Rs. in crore)	March 31, 2021 (Rs. in crore)
Unsecured, considered good unless stated otherwise				
Non-current bank balances	2.58	1.52	-	-
Total (A)	2.58	1.52	-	-
Derivative instruments at fair value through OCI				
Derivatives designated as hedge	1,393.63	1,255.97	-	238.62
Total (B)	1,393.63	1,255.97	-	238.62
Security deposit				
Unsecured, considered good				
Security deposit with related parties (refer note 39)	0.03	1.26	4.06	2.15
Security deposit with others	426.66	426.65	13.64	16.03
Total (C)	426.69	427.91	17.70	18.18
Unsecured, considered good unless stated otherwise				
Unbilled revenue	-	12.01	265.15	531.03
Interest accrued	3.92	0.19	68.65	23.88
Non trade receivable	15.10	134.05	182.89	205.06
Unsecured, having significant increase in credit risk				
Advance paid under protest (refer note 47 (xvii))	-	-	489.42	446.21
Less: provision against advance	-	-	(489.42)	(446.21)
Total (D)	19.02	146.25	516.69	759.97
Total (A+B+C+D)	1,841.92	1,831.65	534.39	1,016.77

(This space is intentionally left blank)



GMR AIRPORTS LIMITED

Corporate Identity Number (CIN): U65999HR1992PLC101718

Notes to the consolidated financial statements for the year ended March 31, 2022

9. Other assets

	Non Current		Current	
	March 31, 2022 (Rs. in crore)	March 31, 2021 (Rs. in crore)	March 31, 2022 (Rs. in crore)	March 31, 2021 (Rs. in crore)
Capital advances				
Unsecured, considered good				
Capital advances to others	754.05	1,274.18	-	-
Total (A)	754.05	1,274.18	-	-
Advances other than capital advances				
Unsecured, considered good				
Advances other than capital advances	7.82	7.75	147.84	89.38
Passenger service fee (security component)	-	10.56	-	-
Unsecured, considered doubtful	0.04	0.04	-	-
	7.86	18.35	147.84	89.38
Provision for doubtful advances	(0.04)	(0.04)	-	-
Total (B)	7.82	18.31	147.84	89.38
Other advances				
Prepaid expenses	29.90	16.46	36.14	27.32
Deposits/ balances with statutory/ government authorities	1,422.58	931.39	181.56	109.40
Lease equalisation reserve	1,504.67	1,166.55	-	-
Other receivable	6.74	8.22	17.14	54.79
Total (C)	2,963.89	2,122.62	234.84	191.51
Total (A+B+C)	3,725.76	3,415.11	382.68	280.89

10. Inventories

	March 31, 2022 (Rs. in crore)	March 31, 2021 (Rs. in crore)
Traded goods	77.57	79.91
Consumables, stores and spares	14.55	13.53
Total inventories (valued at lower of cost and net realisable value)	92.12	93.44

11. Investments

	Non Current		Current	
	March 31, 2022 (Rs. in crore)	March 31, 2021 (Rs. in crore)	March 31, 2022 (Rs. in crore)	March 31, 2021 (Rs. in crore)
Investments carried at fair value through statement of profit or loss				
Investment in domestic mutual funds (unquoted)	-	-	801.42	1,429.67
Investments carried at amortised cost				
Investment in debentures	20.85	16.35	-	-
Investment in commercial papers	-	-	874.53	994.60
	20.85	16.35	1,675.95	2,424.27



Notes:

- Aggregate market value of current quoted investments - Rs Nil (March 31, 2021: Rs Nil).
- Aggregate carrying amount of current unquoted investments Rs 1,675.95 crore (March 31, 2021: Rs 2,424.27 crore).
- Investment in debentures includes investment made by subsidiary in optionally convertible debentures.

12. Trade receivables

	March 31, 2022 (Rs. in crore)	March 31, 2021 (Rs. in crore)
Trade receivables from external parties	250.42	249.40
Receivables from related parties (refer note 39)	59.96	30.15
Total	310.38	279.55
Security:		
Unsecured, considered good	310.38	279.55
Unsecured, credit impaired	3.45	1.88
	313.83	281.43
Less: allowance for doubtful receivables including allowance for expected credit loss	(3.45)	(1.88)
	310.38	279.55

(i) Refer note 45(ii) for ageing of trade receivables



GMR AIRPORTS LIMITED

Corporate Identity Number (CIN): U65999HR1992PLC101718

Notes to the consolidated financial statements for the year ended March 31, 2022

13. Cash & cash equivalents and bank balances other than cash and cash equivalents

	Non Current		Current	
	March 31, 2022 (Rs. in crore)	March 31, 2021 (Rs. in crore)	March 31, 2022 (Rs. in crore)	March 31, 2021 (Rs. in crore)
Balances with banks				
- on current accounts	-	-	204.38	514.84
- deposits with original maturity of less than three months	-	-	1,372.88	3,552.56
Cheques / drafts on hand	-	-	22.99	0.19
Cash on hand / credit card collection	-	-	1.01	1.29
Total	(A)	-	1,601.26	4,068.88
Bank balances other than cash and cash equivalents				
- Deposits with remaining maturity for less than 12 months	-	-	1,441.50	1,919.93
- Restricted balances with banks	2.58	1.52	48.64	98.99
Total	(B)	2.58	1,490.14	2,018.92
Amount disclosed under other financial assets	(2.58)	(1.52)	-	-
Total	(C)	(2.58)	-	-
Total	(A+B+C)	-	3,091.40	6,087.80

1. Restricted deposits includes margin money deposit and deposits with banks that are pledged by the Group with the Government and other authorities and with lenders against long-term and short-term borrowings / hedging of interest / towards bank guarantee and letter of credit facilities availed by the Group.
2. Balances with banks on current accounts does not earn interest. Short-term deposits are made for varying periods of between one day and three months, depending on the immediate cash-requirement of the Group and earn interest at the respective short-term deposit rates.
3. Refer notes 16 and 21 as regards restriction on balances with banks arising in connections with the borrowings made by the Group.
4. Includes Marketing Fund in DIAL of Rs. 45.93 crore (March 31, 2021: Rs. 56.87 crore). Refer note 47(xii).
5. For the purpose of the consolidated statement of cash flows, cash and cash equivalents comprise the following:

Particulars	March 31, 2022 (Rs. in crore)	March 31, 2021 (Rs. in crore)
Balances with banks:		
- On current accounts	204.38	514.84
Deposits with original maturity of less than three months	1,372.88	3,552.56
Cheques / drafts on hand	22.99	0.19
Cash on hand / credit card collection	1.01	1.29
Cash and cash equivalents for consolidated statement of cash flow	1,601.26	4,068.88

14. Equity

Authorised share capital:

At March 31, 2020

Increase / (decrease) during the year

At March 31, 2021

Increase / (decrease) during the year

At March 31, 2022

	Equity Shares		Preference Shares	
	In Numbers	(Rs. in crore)	In Numbers	(Rs. in crore)
At March 31, 2020	1,50,00,00,000	1,500.00	1,50,00,000	1,500.00
Increase / (decrease) during the year	-	-	-	-
At March 31, 2021	1,50,00,00,000	1,500.00	1,50,00,000	1,500.00
Increase / (decrease) during the year	-	-	-	-
At March 31, 2022	1,50,00,00,000	1,500.00	1,50,00,000	1,500.00

a) Issued capital

Equity shares of Re. 10 each issued, subscribed and fully paid

At March 31, 2020

Issued during the year



At March 31, 2021

At March 31, 2022

	Equity Shares		Preference Shares	
	In Numbers	(Rs. in crore)	In Numbers	(Rs. in crore)
At March 31, 2020	1,32,83,90,007	1,328.39	-	-
Issued during the year	7,82,79,463	78.28	-	-
At March 31, 2021	1,40,66,69,470	1,406.67	-	-
At March 31, 2022	1,40,66,69,470	1,406.67	-	-

b) Terms / rights attached to equity shares:

The Company has only one class of equity shares having a par value of Rs. 10 per share. Each holder of equity share is entitled to one vote per share. The Company declares and pays dividend in Indian rupees. The dividend proposed by the Board of Directors is subject to the approval of shareholders in the ensuing Annual General Meeting. In the event of liquidation of the Company, the holders of the equity shares would be entitled to receive remaining assets of the Company, after distribution of all preferential amounts. The distribution will be in proportion to the number of equity shares held by the shareholders.



GMR AIRPORTS LIMITED

Corporate Identity Number (CIN): U65999HR1992PLC101718

Notes to the consolidated financial statements for the year ended March 31, 2022

e) Shares held by the Holding Company / Ultimate Holding Company and / or their subsidiaries / associates:

Name of the shareholder	March 31, 2022	March 31, 2022	March 31, 2021	March 31, 2021
	Number of shares held	(Rs. in crore)	Number of shares held	(Rs. in crore)
Equity Shares of Rs 10 each fully paid				
GMR Infrastructure Limited; Holding company	42,20,00,837	422.00	54,86,01,089	548.60
GMR Infra Developers Limited (Wholly-owned subsidiary of GIL)	29,54,00,588	295.40	16,88,00,336	168.80

d) Details of shareholders holding more than 5% shares in the Company


Name of the shareholder	March 31, 2022	% Holding	March 31, 2021	% Holding
	Number of shares held		Number of shares held	
Equity shares of Re. 10 each fully paid				
GMR Infrastructure Limited; Holding company	42,20,00,837	30.00%	54,86,01,089	39.00%
GMR Infra Developers Limited (Wholly-owned subsidiary of GIL)	29,54,00,588	21.00%	16,88,00,336	12.00%
Aeroports De Paris	35,37,83,144	25.15%	35,37,83,144	25.15%
GMR Infra Services Limited (formerly known as GMR SEZ Infra Services Limited)	33,54,84,897	23.85%	33,54,84,897	23.85%

e) Refer note 45(iv).

f) As per records of the Company including its register of shareholders/ members, the above share holding represents both legal and beneficial ownership of shares.

15. Other equity

		Rs. in crore
Securities premium		
Balance as at April 1, 2020		318.28
Add: premium received on issue of equity shares		921.72
Less: adjustment for share issue expenses		(10.46)
Less: bonus compulsorily convertible preference shares (refer note 18)		(260.86)
Balance as at March 31, 2021		968.68
Balance as at March 31, 2022	(A)	968.68
Capital reserve on consolidation		
Balance as at April 1, 2020		(151.98)
Balance as at March 31, 2021		(151.98)
Balance as at March 31, 2022	(B)	(151.98)
Capital reserve on government grant		
Balance as at April 1, 2020		107.00
Balance as at March 31, 2021		107.00
Balance as at March 31, 2022	(C)	107.00
Special Reserve u/s 45-1C of Reserve Bank of India ('RBI') Act		
Balance as at April 1, 2020		81.05
Balance as at March 31, 2021		81.05
Balance as at March 31, 2022	(D)	81.05
Retained earnings		
Balance as at April 1, 2020		1,638.79
Loss for the year		(895.13)
Re-measurement loss on post employment defined benefit plans		2.11
Balance as at March 31, 2021		745.77
Loss for the year		(278.43)
Re-measurement gains on post employment defined benefit plans		(0.74)
Balance as at March 31, 2022	(E)	466.60
Components of other comprehensive income ('OCI')		
Exchange difference on translation of financial statements of foreign operations		
Balance as at April 1, 2020		(156.86)
Movement during the year		71.29
Balance as at March 31, 2021		(85.57)
Movement during the year		30.49
Balance as at March 31, 2022	(F)	(55.08)



GMR AIRPORTS LIMITED

Corporate Identity Number (CIN): U65999HR1992PLC101718

Notes to the consolidated financial statements for the year ended March 31, 2022

	Rs. in crore
Cash flow hedge reserve	
Balance as at April 1, 2020	102.79
Movement during the year (net of taxes)	58.62
Balance as at March 31, 2021	161.41
Movement during the year (net of taxes)	(235.09)
Transfer to statement of profit and loss on hedge settlement	(1.05)
Deferred tax on hedge settlement	(0.37)
Balance as at March 31, 2022	(75.10)
	(G)
Total other equity (A+B+C+D+E+F+G)	
Balance as at March 31, 2021	1,826.36
Balance as at March 31, 2022	1,341.17

Notes


- a) As required by section 45-1C of the RBI Act, 20% of the Company's net profit of the year is transferred to special reserve. The said reserve can be used only for the purpose as may be specified by the RBI from time to time. In the absence of profit for the year ended March 31, 2022; no transfer to special reserve has been made during the year.
- b) Refer note 18 for liability towards bonus compulsorily convertible preference shares.
- b) During the year ended March 31, 2006, GHIAL had received a grant of Rs. 107.00 crore from Government of Telangana [formerly Government of Andhra Pradesh ('GoAP')] towards advance development fund grant, as per the state support agreement.
- c) Securities premium reserve is used to record the premium on issue of shares. The reserve can be utilised only for limited purposes such as issuance of bonus shares in accordance with the provisions of the Companies Act, 2013.
- d) Exchange differences arising on translation of the foreign operations are recognised in other comprehensive income as described in accounting policy and accumulated in a separate reserve within equity. The cumulative amount is reclassified to consolidated profit or loss when the net investment is disposed-off.
- e) The Group uses hedging instruments as part of its management of foreign currency risk and interest rate risk associated on borrowings. For hedging foreign currency and interest rate risk, the Group uses foreign currency forward contracts, cross currency swaps, foreign currency option contracts and interest rate swaps. To the extent these hedges are effective, the change in fair value of the hedging instrument is recognised in the cash flow hedging reserve. Amounts recognised in the cash flow hedging reserve is reclassified to the consolidated statement of profit or loss when the hedged item affects profit or loss.

16. Non current borrowings

	Non Current		Current Maturities	
	March 31, 2022	March 31, 2021	March 31, 2022	March 31, 2021
	(Rs. in crore)	(Rs. in crore)	(Rs. in crore)	(Rs. in crore)
Bonds / debentures				
Foreign currency senior notes (secured)	14,891.00	14,344.87	-	2,102.17
Non convertible debentures/ bonds (secured)	3,196.50	3,458.08	-	-
Non convertible debentures/ bonds (unsecured)	1,966.91	2,971.27	1,330.00	-
Term loans				
Indian rupee term loans from bank (secured)	1,102.84	422.77	33.95	41.64
Foreign currency loan from bank (secured)	419.09	-	-	-
From financial institutions				
Indian rupee term loans (secured)	104.95	92.80	8.30	7.09
Other loans				
From the State Government of Telangana ('GoT') (unsecured)	315.05	315.05	-	-
Loan taken from related party (unsecured) (refer note 39)	67.00	-	-	-
Loan taken from others (secured)	285.78	-	9.38	-
	22,349.12	21,604.84	1,381.63	2,150.90
The above amount includes				
Secured borrowings	20,000.16	18,318.52	51.63	2,150.90
Unsecured borrowings	2,348.96	3,286.32	1,330.00	-
Amount disclosed under the head "Current borrowings" (refer note 21)	-	-	(1,381.63)	(2,150.90)
Total	22,349.12	21,604.84	-	-
Breakup of above				
In India	3,842.53	4,076.34	1,381.63	48.73
Outside India	18,506.59	17,528.50	-	2,102.17
	22,349.12	21,604.84	1,381.63	2,150.90

i) Terms of Security:

The aforementioned borrowings of various entities of a Group are secured by way of charge on various movable and immovable assets of the Group including but not limited to, present and future, leasehold rights of land, freehold land, buildings, intangibles, movable plant and machinery, other property, plant and equipment, investment, inventories, spares, tools and accessories, furniture, fixtures, vehicles and all other movable assets, intangible, goodwill, intellectual property, uncalled capital transaction account, rights under project documents of respective entities and all book debt, operating cash flows, current assets, receivables, Trust and Retention account (TRA), commissions, revenues of whatsoever nature and wherever arising, all insurance contracts, accounts including Debt Service Reserve Accounts and bank accounts, bank guarantees, letter of credits, guarantee, performance bond, corporate guarantees given by Group, non-dissoluble undertaking with respect to shares held in certain companies, pledge of shares of subsidiaries / associates / joint ventures held by their respective holding companies (including holding company of the Group).



GMR AIRPORTS LIMITED

Corporate Identity Number (CIN): U65999HR1992PLC101718

Notes to the consolidated financial statements for the year ended March 31, 2022

ii) Terms of repayment

a) As on March 31, 2022

Particulars	Interest rate range (p.a)	Amount Outstanding	Repayable within		
			1 year	1 to 5 year	>5 year
Bonds / debentures					
Foreign currency senior notes (secured)	4.25% - 6.45%	14,950.84	-	8,508.47	6,442.37
Non convertible debentures/ bonds (secured)	10.96%	3,257.10	-	3,257.10	-
Non convertible debentures/ bonds (unsecured)	11.50% - 13.50%	3,300.00	1,330.00	1,970.00	-
Term loans					
From banks					
Indian rupee term loans (secured)	7.50% - 10.75%	1,157.74	33.95	290.35	833.44
Foreign currency loan from bank (secured)	3.60%	419.09	-	4.19	414.90
From financial institutions					
Indian rupee term loans (secured)	8.95% - 9.50%	114.50	8.30	69.25	36.95
Other loans					
From the State Government of Telangana ('GoT') (unsecured)	NA	315.05	-	252.04	63.01
Loan taken from related parties	8.00%	67.00	-	67.00	-
Loan taken from others	4.70% - 8.30%	296.27	9.38	108.39	178.50
Total		23,877.59	1,381.63	14,526.79	7,969.17

Reconciliation to carrying amount

Particulars	Amount Rs. in crore
Total amount payable as per repayment schedule	23,877.59
Less: impact of recognition of borrowings at amortised cost using effective interest rate method	(146.84)
Net carrying value as on March 31, 2022	23,730.75

b) As on March 31, 2021

Particulars	Interest rate range (p.a)	Amount Outstanding	Repayable within		
			1 year	1 to 5 year	>5 year
Bonds / debentures					
Foreign currency senior notes (secured)	4.25% - 6.45%	16,532.73	2,111.05	4,386.60	10,035.08
Non convertible debentures/ bonds (secured)	8.55% - 10.96%	3,531.55	-	3,531.55	-
Non convertible debentures/ bonds (unsecured)	12% - 14%	3,000.00	-	3,000.00	-
Term loans					
From banks					
Indian rupee term loans (secured)	7.70% - 10.75%	483.27	41.78	135.23	306.26
From financial institutions					
Indian rupee term loans (secured)	9.25% - 9.65%	101.40	7.09	45.60	48.71
Other loans					
From the State Government of Telangana ('GoT') (unsecured)	NA	315.05	-	189.03	126.02
Total		23,964.00	2,159.92	11,288.01	10,516.07

Reconciliation to carrying amount

Particulars	Amount Rs. in crore
Total amount payable as per repayment schedule	23,964.00
Less: impact of recognition of borrowings at amortised cost using effective interest rate method	(208.26)
Net carrying value as on March 31, 2021	23,755.74

17. Trade Payables


 Trade payables¹

1. Terms and conditions of the above financial liabilities:

- Trade payables are non-interest bearing
- The dues to related parties are unsecured. (refer note 39)
- Refer note 45 (iii) for ageing of trade payable

March 31, 2022 (Rs. in crore)	March 31, 2021 (Rs. in crore)
538.44	588.24
538.44	588.24

(This space is intentionally left blank)



GMR AIRPORTS LIMITED

Corporate Identity Number (CIN): U65999HR1992PLC101718

Notes to the consolidated financial statements for the year ended March 31, 2022

18. Financial Liabilities

	Non Current		-	
	March 31, 2022 (Rs. in crore)	March 31, 2021 (Rs. in crore)	March 31, 2022 (Rs. in crore)	March 31, 2021 (Rs. in crore)
Other financial liabilities at amortized cost				
Security deposit from concessionaires / customers	447.91	423.60	315.38	306.04
Security deposit from commercial property developers (CPD's)	182.44	15.99	-	-
Concession fee payable	70.75	149.11	127.39	144.45
Annual fees payable to AAI (refer note 47 (xvi))	576.58	528.00	-	-
Non-trade payable (including retention money) ¹	11.01	36.31	1,438.85	620.21
Liability for CCPS ²	349.73	442.86	93.13	-
Interest / premium / processing fees payable on redemption of debenture/loan	139.01	74.55	687.61	412.92
Total	1,777.43	1,670.42	2,662.36	1,483.62

1. Retention money is payable on the completion of the contracts or after the completion of the defect liability period as defined in the respective contracts. These payments are kept as retention to ensure performance of the vendor obligation and hence are not discounted for present value of money.

2. Refer note 47 (xxvi) of liability for CCPS.

19. Other liabilities




	Non Current		-	
	March 31, 2022 (Rs. in crore)	March 31, 2021 (Rs. in crore)	March 31, 2022 (Rs. in crore)	March 31, 2021 (Rs. in crore)
Advance received from customers and CPD's	177.88	49.40	101.74	76.92
Deferred / unearned revenue ¹	2,341.84	1,856.50	221.42	115.95
Statutory dues payable	-	-	120.04	153.75
Marketing fund liability	-	-	43.91	52.31
Government grants	25.06	30.32	5.27	5.27
Other liabilities	-	-	34.03	28.15
	2,544.78	1,936.22	526.41	432.35

1. Interest free security deposit received from concessionaire, customers and commercial property developers (that are refundable in cash on completion of its term) are carried at amortised cost. Difference between the amortised value and transaction value of the security deposits received has been recognised as deferred revenue.

20. Provisions

	Non Current		-	
	March 31, 2022 (Rs. in crore)	March 31, 2021 (Rs. in crore)	March 31, 2022 (Rs. in crore)	March 31, 2021 (Rs. in crore)
Provision for employee benefits				
Provision for gratuity (refer note 36)	10.20	5.77	8.79	4.81
Provision for compensated absences	-	-	80.81	72.22
Provision for other employee benefits	-	-	0.80	1.38
Total (A)	10.20	5.77	90.40	78.41
Other provisions				
Provision against standard assets	11.53	9.62	0.40	0.80
Other provisions	10.79	6.85	130.09	123.79
Total (B)	22.32	16.47	130.49	124.59
Total (A+B)	32.52	22.24	220.89	203.00

(This space is intentionally left blank)



GMR AIRPORTS LIMITED

Corporate Identity Number (CIN): U65999HR1992PLC101718

Notes to the consolidated financial statements for the year ended March 31, 2022

21. Current borrowings**Secured**

Cash credit and working capital from banks
 Cash credit and working capital from financial institutions
 Foreign currency loan from bank
 Current maturities of long term borrowings (refer note 16)

Unsecured

Cash credit and working capital from banks
 Short term loans from related parties
 Current maturities of long term borrowings (refer note 16)

The above amount includes

Secured borrowings
 Unsecured borrowings

Breakup of above


In India
 Outside India

Notes

Interest rate range (p.a)	March 31, 2022 (Rs. in crore)	March 31, 2021 (Rs. in crore)
7.50% - 9.60%	178.16	343.82
8.60%	100.00	100.00
9.60%	14.93	-
	51.63	2,150.90
7.90% - 9.90%	57.49	21.32
0.00% - 17.00%	220.00	78.62
	1,330.00	-
	1,952.21	2,694.66
	344.72	2,594.72
	1,607.49	99.94
	1,952.21	2,694.66
	1,870.95	567.87
	81.26	2,126.79
	1,952.21	2,694.66

1. The Group has availed working capital facility from bank and financial institution, which is payable within an year from the date of disbursement, and is secured secured by mortgage of leasehold and/or freehold rights, title and interest in land under the land lease agreement and other land related documents, together with all buildings and structures thereon and charge on all movable and immovable assets, all insurance contracts, contractors' guarantees and liquidated damages payable by the contractors; all the rights, titles, permits, approvals and interests of the Group in, to and in respect of the project agreements : floating charge on all the operating revenues/receivables of the Group; and floating charge on all the Group's accounts and each of the other accounts required to be created by Group pursuant to the security documents (excluding any excluded accounts) and, including in each case, all monies lying credited/deposited into such accounts.

2. Unsecured working capital loans represents commercial credit card and vendor financing facility availed from banks and are repayable within a period of 25-90 days from the date of disbursement.



	March 31, 2022 (Rs. in crore)	March 31, 2021 (Rs. in crore)
22. Revenue from operations		
a) Sale of goods and services		
Aeronautical revenue	1,017.41	663.77
Non-aeronautical revenue		
Sale of traded goods	108.16	43.26
Duty free	211.55	89.43
Retail items	125.62	59.15
Advertisement revenue	118.24	63.69
Cargo revenue	415.45	375.45
Ground handling	94.62	66.45
Parking revenue	130.54	69.95
Land & space rentals	585.67	645.92
Hospitality	168.72	74.83
Others	525.39	413.82
Interest income	79.90	56.03
Construction income	125.77	-
Profit on sale of current investments	4.88	12.24
Total (A)	3,711.92	2,633.99
b) Other operating income		
Consultancy revenue	91.29	74.84
Aviation academy revenue	2.58	1.63
Revenue from commercial property development	632.65	748.61
Other operating services	10.51	10.39
Total (B)	737.03	835.47
Total (A+B)	4,448.95	3,469.46

Note:

(i) Details of revenue earned

Particulars	March 31, 2022 (Rs. in crore)	March 31, 2021 (Rs. in crore)
In India	4,394.81	3,469.28
Outside India	54.14	0.18
	4,448.95	3,469.46

(ii) Timing of rendering of services

For the year ended March 31, 2022

(Rs. in crore)

Particulars	Performance obligation satisfied at a point in time	Performance obligation satisfied over time	Total
Aeronautical revenue	922.05	95.36	1,017.41
Non-aeronautical revenue			
Sale of traded goods	108.16	-	108.16
Duty free	211.55	-	211.55
Retail items	-	125.62	125.62
Advertisement revenue	-	118.24	118.24
Cargo revenue	-	415.45	415.45
Ground handling	-	94.62	94.62
Parking revenue	-	130.54	130.54
Land & space rentals	-	585.67	585.67
Hospitality	-	168.72	168.72
Others	-	525.39	525.39
Interest income	-	79.90	79.90
Construction income	-	125.77	125.77
Profit on sale of current investments	-	4.88	4.88
Consultancy revenue	-	91.29	91.29
Aviation academy revenue	-	2.58	2.58
Revenue from commercial property development	-	632.65	632.65
Other operating services	-	10.51	10.51
	1,241.76	3,207.19	4,448.95



For the year ended March 31, 2021		(Rs. in crore)	
Particulars	Performance obligation satisfied at a point in time	Performance obligation satisfied over time	Total
Aeronautical revenue	551.20	112.57	663.77
Non-aeronautical revenue			
Sale of traded goods	43.26	-	43.26
Duty free	89.43	-	89.43
Retail items	-	59.15	59.15
Advertisement revenue	-	63.69	63.69
Cargo revenue	-	375.45	375.45
Ground handling	-	66.45	66.45
Parking revenue	-	69.95	69.95
Land & space rentals	-	645.92	645.92
Hospitality	-	74.83	74.83
Others	-	413.82	413.82
Interest income	-	56.03	56.03
Profit on sale of current investments	-	12.24	12.24
Consultancy revenue	-	74.84	74.84
Aviation academy revenue	-	1.63	1.63
Revenue from commercial property development	-	748.61	748.61
Other operating services	-	10.39	10.39
	683.89	2,785.57	3,469.46

(iii) Reconciliation of revenue recognised in the statement of profit and loss with the contracted price:


Particulars	March 31, 2022 (Rs. in crore)	March 31, 2021 (Rs. in crore)
Revenue as per contracted price	4,447.85	3,466.47
Adjustments:		
- Significant financing component	1.10	2.99
Revenue from contract with customers	4,448.95	3,469.46

(iv) Contract balances

Particulars	March 31, 2022 (Rs. in crore)	March 31, 2021 (Rs. in crore)
Receivables		
Non current	-	-
Current	310.38	279.55
Contract assets		
Unbilled revenue		
Non current	-	12.01
Current	265.15	531.03
Contract Liabilities		
Deferred/ unbilled revenue		
Non current	2,341.84	1,856.50
Current	221.42	115.95
Advance received from customer's and CPD's		
Non current	177.88	49.40
Current	101.74	76.92

23. Other income

	March 31, 2022 (Rs. in crore)	March 31, 2021 (Rs. in crore)
Interest income on		
Bank deposits and Others	125.23	147.65
Inter-corporate deposits	31.72	31.08
Income from investments		
Change in fair value	1.28	4.68
Gain on sale of investments	32.27	20.71
Gain on account of forex fluctuation (net)	83.26	-
Excess provisions/ credit balances written back	2.46	8.06
Income from government grant	5.27	5.27
SEIS scrips	-	1.62
Other non-operating income	20.80	28.28
	302.29	247.35



24. Revenue share paid/payable to concessionaire grantors

Annual Fees to paid to concessionaire grantors (refer note 47 (xvi))

March 31, 2022 (Rs. in crore)	March 31, 2021 (Rs. in crore)
224.02	360.79
224.02	360.79

25. Cost of materials consumed

Opening stock
 Add: purchases
 Less: other adjustments
 Less: closing stock

March 31, 2022 (Rs. in crore)	March 31, 2021 (Rs. in crore)
65.09	43.72
92.29	113.57
(2.05)	(1.01)
(67.37)	(65.09)
87.96	91.19

26. Purchases of stock-in-trade

Purchase of stock - in-trade

March 31, 2022 (Rs. in crore)	March 31, 2021 (Rs. in crore)
31.62	0.34
31.62	0.34

27. Changes in inventories of Stock-In-Trade

Opening stock
 Closing stock

March 31, 2022 (Rs. in crore)	March 31, 2021 (Rs. in crore)
14.82	31.37
(10.20)	(14.82)
4.62	16.55

28. Sub-contracting expenses

Sub-contracting expenses

March 31, 2022 (Rs. in crore)	March 31, 2021 (Rs. in crore)
116.25	-
116.25	-

29. Employee Benefits Expense

Salaries, wages and bonus
 Contribution to provident and other funds
 Staff welfare expenses
 Gratuity (refer note 36)

March 31, 2022 (Rs. in crore)	March 31, 2021 (Rs. in crore)
524.64	479.42
37.15	36.07
27.16	22.27
7.80	8.19
596.75	545.95

30. Finance costs

Interest on borrowings
 Bank charges and commission
 Net interest on hedging instruments
 Interest others

March 31, 2022 (Rs. in crore)	March 31, 2021 (Rs. in crore)
1,309.16	1,168.79
27.20	37.85
265.87	283.71
54.24	13.62
1,656.47	1,503.97


31. Depreciation and amortisation expense*

Depreciation on property, plant and equipment
 Depreciation on right of use assets
 Amortisation of intangible assets

March 31, 2022 (Rs. in crore)	March 31, 2021 (Rs. in crore)
854.29	803.10
17.09	16.68
15.13	16.01
886.51	835.79

* Excluding amount capitalised under CWIP

(This space is intentionally left blank)



32. Other expenses

	March 31, 2022 (Rs. in crore)	March 31, 2021 (Rs. in crore)
Rates and taxes	36.11	31.78
Utilities	71.85	53.12
Repairs and maintenance		
Plant and machinery	140.81	127.64
Buildings	38.56	24.08
Others	106.84	167.68
Communication cost	7.94	7.82
Printing and stationery	2.73	2.08
Advertisement and publicity	24.37	11.08
Directors' sitting fees	0.69	0.84
Legal and professional fees	134.41	139.66
Insurance	32.23	28.58
Provision against advance to Airports Authority of India (AAI) (refer note 47 (xvi) and 47 (xxx))	43.21	446.21
Rent	14.64	10.33
House keeping & other expenses	3.14	2.85
Travelling and conveyance	82.42	54.23
Security expenses	44.80	43.32
Loss on sale/written off of fixed assets (net)	2.95	24.88
Foreign exchange fluctuations (net)	-	76.49
Charities and donation (including CSR)	47.00	27.92
Operating, manpower outsourcing and maintenance expenses	184.11	124.47
Collection charges	7.60	2.20
Airport operator's charge	52.80	109.59
Expenses of commercial property development	9.11	14.30
Provision for bad and doubtful debt	0.70	4.08
Miscellaneous expenses	114.27	102.68
	1,203.29	1,637.91

33. Earnings per share (EPS)

Basic EPS amounts are calculated by dividing the profit/ loss for the year attributable to equity shareholders of the parent by the weighted average number of equity shares outstanding during the year. Partly paid equity shares are treated as a fraction of an equity share to the extent that they were entitled to participate in dividends relative to a fully paid equity share during the reporting period. The weighted average number of equity shares outstanding during the period is adjusted for events such as bonus issue, bonus element in a rights issue, share split, and reverse share split (consolidation of shares) that have changed the number of equity shares outstanding, without a corresponding change in resources.

Diluted EPS amounts are calculated by dividing the profit attributable to equity shareholders (after adjusting for interest on the convertible securities) by the weighted average number of equity shares outstanding during the year plus the weighted average number of equity shares that would be issued on conversion of all the dilutive potential equity shares into equity shares.

The following reflects the income and share data used in the basic and diluted EPS computations:

Particulars	March 31, 2022	March 31, 2021
Profit attributable to equity holders of the parent (Rs. in crore)	(278.43)	(895.13)
Profit attributable to equity holders of the parent for basic / diluted earnings per share	(278.43)	(895.13)
Weighted average number of equity shares	1,40,66,69,470	1,38,58,66,435
Weighted average number of equity shares	1,40,66,69,470	1,38,58,66,435
Earnings per share (Face value of Rs 10/- each)		
Basic (Rs.)	(1.98)	(6.46)
Diluted (Rs.)	(1.98)	(6.46)

(This space is intentionally left blank)



GMR Airports Limited

Corporate Identity Number (CIN): U65999HR1992PLCI01718

Notes to the consolidated financial statements for the year ended March 31, 2022

(All amounts in Rupees Crore, unless otherwise stated)

34. Significant accounting judgements, estimates and assumptions

The preparation of the Group's consolidated financial statements requires management to make judgements, estimates and assumptions that affect the reported amount of revenues, expenses, assets and liabilities, and the accompanying disclosures, and the disclosure of contingent liabilities. Actual results could differ from those estimates. Estimates and underlying assumptions are reviewed on an ongoing basis. Uncertainty about these assumptions and estimates could result in outcomes that require a material adjustment to the carrying amount of assets or liabilities affected in future periods.

Revisions to accounting estimates are recognized in the period in which the estimate is revised, and future periods affected.

Significant judgements and estimates relating to the carrying values of assets and liabilities including investments, other non-current assets and Goodwill, determination of useful life of assets, estimating provisions, recoverability of deferred tax assets, commitments and contingencies, fair value measurement of financial assets and liabilities, fair value measurement of put options given by the Group, applicability of service concession arrangements, recognition of revenue on long term contracts, treatment of certain investments as joint ventures/associates and estimation of payables to Government / statutory bodies.

a) Estimates and assumptions

The key assumptions concerning the future and other key sources of estimation uncertainty at the reporting date, that have a significant risk of causing a material adjustment to the carrying amounts of assets and liabilities within the next financial year, are described below. The Group based its assumptions and estimates on parameters available when the consolidated financial statements were prepared. Existing circumstances and assumptions about future developments, however, may change due to market changes or circumstances arising that are beyond the control of the Group. Such changes are reflected in the assumptions when they occur.

i. Fair value measurement of financial instruments

When the fair values of financial assets and financial liabilities recorded in the balance sheet cannot be measured based on quoted prices in active markets, their fair value is measured using valuation techniques including the DCF model. The inputs to these models are taken from observable markets where possible, but where this is not feasible, a degree of judgement is required in establishing fair values. Judgements include considerations of inputs such as liquidity risk, credit risk and volatility. Changes in assumptions about these factors could affect the reported fair value of financial instruments. (Refer note 41, 42 and 43 for further disclosures).

ii. Contingencies

Contingent liabilities may arise from the ordinary course of business in relation to claims against the Group, including legal and contractual claims. By their nature, contingencies will be resolved only when one or more uncertain future events occur or fail to occur. The assessment of the existence, and potential quantum, of contingencies inherently involves the exercise of significant judgement and the use of estimates regarding the outcome of future events.

The Group has ongoing litigations with various regulatory authorities and third parties. Where an outflow of funds is believed to be probable and a reliable estimate of the outcome of the dispute can be made based on management's assessment of specific circumstances of each dispute and relevant external advice, management provides for its best estimate of the liability. Such accruals are by nature complex and can take number of years to resolve and can involve estimation uncertainty. Information about such litigations is provided in notes to the consolidated financial statements.

In respect of financial guarantees provided by the Group to third parties, the Group considers that it is more likely than not that such an amount will not be payable under the guarantees provided. (Refer note 38 (c) for further disclosure).

iii. Defined benefit plans (gratuity benefits)

The cost of the defined benefit gratuity plan and the present value of the gratuity obligation are determined using actuarial valuations. An actuarial valuation involves making various assumptions that may differ from actual developments in the future. These include the determination of the discount rate, future salary increases and mortality rates. Due to the complexities involved in the valuation and its long-term nature, a defined benefit obligation is highly sensitive to changes in these assumptions. All assumptions are reviewed at each reporting date. The parameter most subject to change is the discount rate. In determining the appropriate discount rate for plans operated in India, the management considers the interest rates of government bonds.


The mortality rate is based on publicly available mortality tables for India. Those mortality tables tend to change only at interval in response to demographic changes. Future salary increases and gratuity increases are based on expected future inflation rates. **Further details about gratuity obligations are given in note 36.**

iv. Impairment of non-current assets including property plant and equipment, right of use, intangible assets, assets under construction/ development, investments in joint ventures, associates and goodwill

Determining whether property, plant and equipment, intangible assets, assets under construction/development, investments in joint ventures, associates and goodwill are impaired requires an estimation of the value in use of the individual investment or the relevant cash generating units. The value in use calculation is based on Discounted Cash Flow Model ("DCF") model over the estimated useful life of the airports. Further, the cash flow projections are based on estimation of passenger traffic and rates, rates per acre/ hectare for lease rentals from CPD, passenger penetration rates, and favourable outcomes of litigations etc. in the airport (refer note 3, 4, 5, 6A and 6B). Also refer note 47 (xxxix).

v. Taxes

Deferred tax assets including MAT Credit Entitlement is recognized to the extent that it is probable that taxable profit will be available against which the same can be utilised. Significant management judgement is required to determine the amount of deferred tax assets that can be recognised, based upon the likely timing and the level of future taxable profits together with future tax planning strategies. (Refer Note 37 for further disclosures).



b) Significant judgements

In the process of applying the Group's accounting policies, the management has made the following judgements, which have the most significant effect on the amounts recognized in these consolidated financial statements.

i. Determination of applicability of Appendix C of Service Concession Arrangement ('SCA'), under Ind AS - 115 'Revenue from contracts with customers' in case of airport entities

DIAL and GHIAL, subsidiaries of the Company, have entered into concession agreements with Airports Authority of India ('AAI') and the Ministry of Civil Aviation ('MoCA') respectively, both being Government / statutory bodies. The concession agreements give DIAL and GHIAL exclusive rights to operate, maintain, develop, modernize and manage the respective airports on a revenue sharing model. Under the agreement, the Government / statutory bodies have granted exclusive right and authority to undertake some of their functions, being the functions of operation, maintenance, development, design, construction, upgradation, modernization, finance and management of the respective airports and to perform services and activities at the airport constituting 'Aeronautical services' (regulated services) and 'Non-aeronautical services' (non-regulated services). Aeronautical services are regulated while there is no control over determination of prices for Non-aeronautical services. The management of the Group conducted detailed analysis to determine applicability of SCA. The concession agreements of these entities have significant non-regulated revenues, which are apparently not ancillary in nature, as these are important from DIAL and GHIAL, the Government / statutory body and users / passenger's perspective. Further, the regulated and non-regulated services are substantially interdependent and cannot be offered in isolation. The airport premise is being used both for providing regulated services (Aeronautical services) and for providing non-regulated services (Non-aeronautical services). Based on DIAL and GHIAL's proportion of regulated and non-regulated activities, the management has determined that over the concession period, the unregulated business activities drive the economics of the arrangement and contributes substantially to the profits of DIAL and GHIAL and accordingly, the management has concluded that SCA does not apply in its entirety to DIAL and GHIAL.

ii. Determination of control and accounting thereof

As detailed in the accounting policy, consolidation principles under Ind AS necessitates assessment of control of the subsidiaries independent of the majority shareholding. Accordingly, Delhi Duty Free Services Limited (DDFS), where though the Group have majority shareholding, have been accounted as joint ventures on account of certain participative rights granted to other partners / investors under the shareholding agreements.

Under Ind AS, joint ventures are accounted under the equity method as per the Ind AS-28 against the proportionate line by line consolidation under previous GAAP.

iii. Other significant judgements

- a) Refer note 47(xi) as regards the revenue share payable by DIAL and GHIAL to the grantor.
- b) Refer note 47(vi) & 47(vii) as regards the revenue accounting of DIAL and GHIAL.

35. Interest in material partly-owned subsidiaries

Financial information of subsidiaries that have material non-controlling interests is provided below :

1. Details of material partly-owned subsidiaries :

Name of the Entity	Place of Business	Proportion of equity interest held by non-controlling interests (Direct)	
		As at March 31, 2022	As at March 31, 2021
DIAL	India	36.00%	36.00%
GHIAL	India	37.00%	37.00%

2. Accumulated balances of material non-controlling interest :

Particulars	March 31, 2022	March 31, 2021
DIAL	853.96	919.73
GHIAL	685.82	789.23
Aggregate amount of individually immaterial non controlling interest	(73.88)	(130.13)
Total	1,465.90	1,578.83

3. Profit / (loss) allocated to material non-controlling interest :

Particulars	March 31, 2022	March 31, 2021
DIAL	(65.26)	(67.55)
GHIAL	(103.42)	(69.59)
Aggregate amount of individually immaterial non controlling interest	55.75	(56.29)
Total	(112.93)	(193.43)



GMR Airports Limited

Corporate Identity Number (CIN): U65999HR1992PLC101718

Notes to the consolidated financial statements for the year ended March 31, 2022

(All amounts in Rupees Crore, unless otherwise stated)

4. Summarised financial position :


The summarised financial position of these subsidiaries are provided below. This information is based on amounts before inter-company eliminations.

Particulars	DIAL		GHIAL	
	March 31, 2022	March 31, 2021	March 31, 2022	March 31, 2021
Non current assets				
Property, plant and equipments	6,142.50	5,714.96	2,457.59	2,232.30
Capital work in progress	5,537.69	3,633.80	3,043.11	2,255.00
Right of use	12.26	18.04	72.75	75.39
Intangible assets	364.19	373.04	4.04	6.88
Investments	254.61	288.08	756.79	670.18
Financial assets	1,134.43	1,181.71	684.83	677.42
Other non current assets (including non current tax assets)	2,865.77	2,506.83	627.11	766.65
Deferred tax assets	-	-	452.50	373.30
Total	16,311.45	13,716.46	8,098.72	7,057.12
Current assets				
Inventories	7.23	6.27	5.73	5.59
Financial assets	2,672.61	5,929.50	2,578.98	3,603.45
Other current assets	220.23	106.83	55.02	57.69
Total	2,900.07	6,042.60	2,639.73	3,666.73
Non current liabilities				
Financial liabilities	12,139.92	11,622.12	7,642.11	7,448.73
Other non current liabilities	2,394.89	1,808.75	31.51	41.03
Total	14,534.81	13,430.87	7,673.62	7,489.76
Current liabilities				
Financial liabilities	1,767.29	3,316.75	1,109.21	976.12
Provisions	152.99	149.57	20.81	17.77
Other current liabilities (including liabilities for current tax)	384.32	307.05	81.25	107.14
Total	2,304.60	3,773.37	1,211.27	1,101.03
Total equity :	2,372.11	2,554.82	1,853.56	2,133.06
Attributable to :				
Equity holders of parents	1,518.15	1,635.09	1,167.74	1,343.83
Non-controlling interests	853.96	919.73	685.82	789.23

5. Summarised statement of profit and loss :

The summarised financial statement of profit and loss of these subsidiaries are provided below. This information is based on amounts before inter-company eliminations.

Particulars	DIAL		GHIAL	
	March 31, 2022	March 31, 2021	March 31, 2022	March 31, 2021
Revenue from operations	2,914.07	2,423.47	673.68	441.23
Other income	143.27	98.60	105.00	143.41
Revenue share paid / payable to concessionaire grantors	192.70	338.12	30.33	22.54
Employee benefits expense	228.45	213.33	109.85	110.54
Finance cost	862.48	696.09	258.52	236.74
Depreciation and amortisation	588.29	568.85	219.85	189.83
Other expenses	779.22	1,188.82	312.19	255.03
Profit before tax & exceptional item	406.20	(483.14)	(152.06)	(230.04)
Exceptional item	(378.43)	-	-	-
Profit before tax	27.77	(483.14)	(152.06)	(230.04)
Tax expense	10.09	(165.73)	(43.96)	(78.99)
Profit for the year	17.68	(317.41)	(108.10)	(151.05)
Other comprehensive income	(198.97)	129.77	(171.40)	(37.03)
Total comprehensive income	(181.29)	(187.64)	(279.50)	(188.08)
% of non-controlling interests	36.00%	36.00%	37.00%	37.00%
Attributable to the non-controlling interests	(65.26)	(67.55)	(103.42)	(69.59)



GMR Airports Limited

Corporate Identity Number (CIN): U65999HR1992PLC101718

Notes to the consolidated financial statements for the year ended March 31, 2022

(All amounts in Rupees Crore, unless otherwise stated)

6. Summarised cash flow information :

The summarised cash flow information of these subsidiaries are provided below. This information is based on amounts before inter-company eliminations.

Particulars	DIAL		GHIAL	
	March 31, 2022	March 31, 2021	March 31, 2022	March 31, 2021
Cash flow from operating activities	1,851.96	98.19	23.44	(40.00)
Cash flow from investing activities	(581.15)	(1,277.87)	(72.16)	(1,436.71)
Cash flow from financing activities	(3,322.08)	2,464.58	(594.59)	1,896.58
Net increase/(decrease) in cash & cash equivalents	(2,051.27)	1,284.90	(643.31)	419.87

36. Gratuity and other post employment benefits plans**a) Defined contribution plan**

Contributions to provident and other funds included in capital work-in-progress and employee benefits expenses (note 29) are as under:

Particulars	March 31, 2022	March 31, 2021
Contribution to provident fund	18.29	15.01
Contribution to superannuation fund and other funds	10.43	10.21
	28.72	25.22

b) Defined benefit plan**(A) Provident fund**

The Company makes contribution towards provident fund which is administered by the trustees. The rules of the Company's provident fund administered by a trust, require that if the board of the trustees are unable to pay interest at the rate declared by the government under para 60 of the Employees provident fund scheme, 1972 for the reason that the return on investment is less for any other reason, then the deficiency shall be made good by the company making interest shortfall a defined benefit plan. Accordingly, the Company has obtained actuarial valuation and based on the below provided assumption there is no deficiency at the balance sheet date. Hence the liability is restricted towards monthly contributions only.

Particulars	March 31, 2022	March 31, 2021
Contribution to provident fund	9.94	11.72
	9.94	11.72

As per the requirements of Ind AS 19, benefits involving employer established provident funds, which require interest shortfalls to be re-compensated, are to be considered as defined benefit plans.

The details of the fund and plan asset position are as follows:

Particulars	March 31, 2022	March 31, 2021
Plan assets at the year end, at fair value	181.43	192.99
Present value of benefit obligation at year end	171.63	182.70
Net (liability) / asset recognized in the balance sheet	-	-

Assumptions used in determining the present value obligation of the interest rate guarantee under the Deterministic Approach:

Particulars	March 31, 2022	March 31, 2021
Discount Rate	7.10%	6.80%
Salary escalation	6.00%	6.00%
Expected rate of return on assets	7.30%	8.00%
Withdrawal Rate	5.00%	5.00%
Mortality	Indian Assured Lives Mortality (2006-08) (modified)Ult *	Indian Assured Lives Mortality (2006-08) (modified)Ult *

*As published by Insurance Regulatory and Development Authority ('IRDA') and adopted as Standard Mortality Table as recommended by Institute of Actuaries of India effective April 1, 2013.

(B) Gratuity Plan

The Company has a defined benefit gratuity plan. Every employee who has completed five years or more of service gets a gratuity on departure at 15 days salary (based on last drawn basic) for each completed year of service.

The fund provides a capital guarantee of the balance accumulated and declares interest periodically that is credited to the fund account. Although we know that the fund manager invests the funds as per products approved by Insurance Regulatory and Development Authority of India and investment guidelines as stipulated under section 101 of Income Tax Act, the exact asset mix is unknown and not publicly available. The Trust assets managed by the fund manager are highly liquid in nature and we do not expect any significant liquidity risks. The Trustees are responsible for the investment of the assets of the Trust as well as the day to day administration of the scheme.



GMR Airports Limited

Corporate Identity Number (CIN): U65999HR1992PLC101718

Notes to the consolidated financial statements for the year ended March 31, 2022

(All amounts in Rupees Crore, unless otherwise stated)

The following tables summarise the components of net benefit expense recognised in the statement of profit or loss / OCI and amounts recognised in the balance sheet for defined benefit plans/ obligations.

Statement of profit and loss

Gratuity expense included in capital work-in-progress and employee benefits expenses (note 29) are as under:

(i) Net employee benefit expenses:

Particulars	March 31, 2022	March 31, 2021
Current service cost	7.38	7.76
Net interest cost on defined benefit obligation	0.66	0.60
Net benefit expenses	8.04	8.36

(ii) Remeasurement (gains)/ loss recognised in other comprehensive income:

Particulars	March 31, 2022	March 31, 2021
Actuarial loss / (gain) due to defined benefit obligations ('DBO') assumptions changes	(0.09)	(3.55)
Return on plan assets less / (greater) than discount rate	1.07	(0.09)
Actuarial losses / (gains) due recognised in OCI	0.98	(3.64)

Balance Sheet

Particulars	March 31, 2022	March 31, 2021
Present value of defined benefit obligation	(68.47)	(61.11)
Fair value of plan assets	49.48	50.53
Plan asset / (liability)	(18.99)	(10.58)

Changes in the present value of the defined benefit obligation are as follows:

Particulars	March 31, 2022	March 31, 2021
Opening defined benefit obligation	61.11	58.56
Transferred to / transfer from the Group	0.88	(1.82)
Interest cost	4.01	3.84
Current service cost	7.38	7.76
Benefits paid	(4.82)	(3.68)
Actuarial (gains) / losses on obligation - assumptions	(0.09)	(3.55)
Closing defined benefit obligation	68.47	61.11

Changes in the fair value of plan assets are as follows:



Particulars	March 31, 2022	March 31, 2021
Opening fair value of plan assets	50.53	48.32
Transferred to / transfer from the Group	(0.09)	(1.53)
Interest income on plan assets	3.35	3.24
Contributions by employer	1.49	4.05
Benefits paid	(4.73)	(3.64)
Return on plan assets greater/ (lesser) than discount rate	(1.07)	0.09
Closing fair value of plan assets	49.48	50.53

The major category of plan assets as a percentage of the fair value of total plan assets is as follows:

Particulars	March 31, 2022	March 31, 2021
Investments with insurer managed funds	100.00%	100.00%

Expected benefit payments for the year ending:

Particulars	Amount
March 31, 2023	8.29
March 31, 2024	6.33
March 31, 2025	7.78
March 31, 2026	8.22
March 31, 2027	8.31
March 31, 2028 to March 31, 2032	50.78



The principal assumptions used in determining gratuity obligations:

Particulars	March 31, 2022	March 31, 2021
Discount rate (in %)	7.10%	6.80%
Salary Escalation (in %)	6.00%	6.00%
Expected rate of return on assets	7.30%	6.80%
Attrition rate (in %)	5.00%	5.00%
Mortality Rate	Indian Assured Lives Mortality (2006-08) (modified)Ult	Indian Assured Lives Mortality (2006-08) (modified)Ult

Notes :

1. The estimates of future increase in compensation levels, considered in the actuarial valuation, have been taken on account of inflation, seniority, promotion and other relevant factors such as supply and demand in the employment market.

2. Plan Characteristics and Associated

A quantitative sensitivity analysis for significant assumptions as at March 31, 2022 is as shown below:

Assumptions	Discount rate		Future salary increases		Attrition Rate	
	March 31, 2022	March 31, 2021	March 31, 2022	March 31, 2021	March 31, 2022	March 31, 2021
Sensitivity Level (%)	1.00%	1.00%	1.00%	1.00%	1.00%	1.00%
Impact on defined benefit obligation due to increase	(4.76)	(4.44)	4.45	4.40	0.40	0.20
Impact on defined benefit obligation due to decrease	5.47	5.17	(4.10)	(3.97)	(0.46)	(0.24)



The above sensitivity analysis is based on a change in an assumption while holding all other assumptions constant. In practice, this is unlikely to occur and changes in some of the assumptions may be correlated. When calculating the sensitivity of the defined benefit obligation to significant actuarial assumptions the same method (present value of the defined benefit obligation calculated with the projected unit credit method at the end of the reporting period) has been applied as when calculating the defined benefit liability recognised in the balance sheet.

37 (a) Deferred Tax

Deferred tax (liability)/ asset comprises mainly of the following:

For the year ended March 31, 2022

Particulars	Opening deferred tax asset/ (liability)	Deferred tax income/ (expense) recognised in statement of change in equity	Deferred tax income/ (expense) recognised in profit and loss	Deferred tax income/ (expense) recognised in other comprehensive income	Closing deferred tax asset/ (liability)
Deferred tax asset:					
Carry forward losses / unabsorbed depreciation	175.72	-	29.50	-	205.22
MAT credit entitlement	457.69	-	-	-	457.69
Others	58.23	-	21.66	0.16	80.05
Total	691.64	-	51.16	0.16	742.96
offsetting deferred tax liability					
Depreciation	(172.88)	-	(6.30)	-	(179.18)
Others	(35.82)	-	0.33	35.25	(0.24)
Total	(208.70)	-	(5.97)	35.25	(179.42)
Net deferred tax asset	482.94	-	45.19	35.41	563.54
Deferred tax liability:					
Depreciation	(873.46)	-	47.69	-	(825.77)
Lease Equalisation reserve	(401.17)	-	(113.27)	-	(514.44)
Cash flow hedge	(156.63)	-	-	-	(156.63)
Undistributed profits of equity accounted investments	(93.01)	-	91.16	-	(1.85)
Others	6.69	(0.37)	13.36	-	19.68
Total	(1,517.58)	(0.37)	38.94	-	(1,479.01)
offsetting deferred tax asset					
Carry forward losses / unabsorbed depreciation	782.24	-	231.69	-	1,013.93
Intangibles (airport concession rights)	54.94	-	(3.93)	-	51.01
Others	571.90	-	(177.61)	-	394.29
Total	1,409.08	-	50.15	-	1,459.23
Net deferred tax liability	(108.50)	(0.37)	89.09	-	(19.78)
Net deferred tax	374.44	(0.37)	134.28	35.41	543.76



GMR Airports Limited
Corporate Identity Number (CIN): U65999HR1992PLC101718
Notes to the consolidated financial statements for the year ended March 31, 2022
(All amounts in Rupees Crore, unless otherwise stated)

For the year ended March 31, 2021

Particulars	Opening deferred tax asset/ (liability)	Deferred tax income/ (expense) recognised in statement of change in equity	Deferred tax income/ (expense) recognised in profit and loss	Deferred tax income/ (expense) recognised in other comprehensive income	Closing deferred tax asset/ (liability)
Deferred tax asset:					
Carry forward losses / unabsorbed depreciation	59.79	-	115.93	-	175.72
MAT credit entitlement	457.53	-	0.16	-	457.69
Others	42.54	-	16.30	(0.61)	58.23
Total	559.86	-	132.39	(0.61)	691.64
offsetting deferred tax liability					
Depreciation	(162.13)	-	(10.75)	-	(172.88)
Others	(79.35)	-	(0.04)	43.57	(35.82)
Total	(241.48)	-	(10.79)	43.57	(208.70)
Net deferred tax asset	318.38	-	121.60	42.96	482.94
Deferred tax liability:					
Depreciation	(889.18)	-	15.72	-	(873.46)
Lease Equalisation reserve	(144.27)	-	(256.90)	-	(401.17)
Cash flow hedge	(87.09)	-	-	(69.54)	(156.63)
Undistributed profits of equity accounted investments	(78.05)	-	(14.96)	-	(93.01)
Others	(54.09)	-	60.78	-	6.69
Total	(1,252.68)	-	(195.36)	(69.54)	(1,517.58)
offsetting deferred tax asset					
Carry forward losses / unabsorbed depreciation	774.13	-	8.11	-	782.24
Intangibles (airport concession rights)	58.86	-	(3.92)	-	54.94
Others	225.91	-	345.99	-	571.90
Total	1,058.90	-	350.18	-	1,409.08
Net deferred tax liability	(193.78)	-	154.82	(69.54)	(108.50)
Net deferred tax	124.60	-	276.42	(26.58)	374.44



In case of certain entities, deferred tax asset has not been recognised on unabsorbed losses on the grounds of prudence in view of the management's assessment of future profitability. The Group has recognised deferred tax asset on unabsorbed depreciation and carried forward losses in such entities as at March 31, 2022 and March 31, 2021 only to the extent of deferred tax liability as at March 31, 2022. Also refer note 47(xviii).

37 (b) Income Tax

The domestic subsidiaries of the Group are subject to income tax in India on the basis of their standalone financial statements. As per the Income Tax Act, these entities are liable to pay income tax which is the higher of regular income tax payable or the amount payable based on the provisions applicable for MAT. MAT paid in excess of regular income tax during a year can be carried forward for a period of 15 years and can be offset against future tax liabilities.

Income tax expenses in the consolidated statement of profit and loss consist of the following:

	March 31, 2022	March 31, 2021
Tax expenses		
(a) Current tax	15.62	5.72
(b) Deferred tax expense / (credit)	(134.28)	(276.42)
Total taxes	(118.66)	(270.70)
OCI Section		
Deferred tax related to items recognized in OCI during the year		
Remeasurement gains/ (losses) on defined benefit plans	0.16	(0.61)
Cash flow hedge reserve	35.25	(25.97)
Income tax charged to OCI	35.41	(26.58)



GMR Airports Limited

Corporate Identity Number (CIN): U65999HR1992PLC101718

Notes to the consolidated financial statements for the year ended March 31, 2022

(All amounts in Rupees Crore, unless otherwise stated)

Reconciliation of taxes to the amount computed by applying the statutory income tax rate to the income before taxes is summarized below:

	Year ended March 31, 2022	Year ended March 31, 2021
Loss before taxes and share of profit/ (loss) of investments accounted for using equity method	(446.38)	(1,275.68)
Applicable tax rate	34.94%	34.94%
Computed tax charge based on applicable tax rates of respective countries	(155.97)	(445.72)
1. Adjustments to taxable profits for companies with taxable profits		
(a) Income exempt from tax	(0.91)	(0.33)
(b) Items not deductible	41.53	40.63
(c) Adjustments on which deferred tax is not created / reversal of earlier years	37.17	44.02
(d) Adjustments to current tax in respect of prior periods	(5.20)	(0.76)
(e) Adjustment for different tax rates between the group components	24.32	51.80
(f) Others	(59.60)	39.66
Tax expense as reported	(118.66)	(270.70)

Certain entities of the Group have incurred losses during the relevant period, which has resulted in reduction of profit / increase of losses in the consolidated financial statements. However, the tax liability has been discharged by the respective entities on a standalone basis. Further, in view of absence of reasonable certainty, the Group has not recognised deferred tax asset in such companies.

38. Commitments and contingencies**a) Capital Commitments**

Particulars	March 31, 2022	March 31, 2021
Estimated value of contracts remaining to be executed on capital account, not provided for (net of advances)	4,802.27	8,483.80

b) Other Commitments

i. Some entities have entered into various agreements with Concessionaires for periods ranging from 25 years to 35 years extendable by another 20 to 30 years in certain cases on satisfaction of certain terms and conditions of respective Concession agreements from dates as defined in the respective agreements for development, rehabilitation, expansion, modernisation, operation and maintenance of various airports in and outside India. Pursuant to these agreements, these entities have committed to comply with various terms of the respective agreements which pertains to payment of fees (including revenue share), development / expansion of Airports in accordance with the timelines and milestones as defined in the respective agreements, achievement of COD as per the respective agreements, development, management, operation and maintenance of airports in accordance with the respective agreements, performance of various obligations under the respective financing agreements, non-transfer or change in ownership without the prior approval of respective airport concessionaires, compliance with the applicable laws and permits as defined in the respective agreements, transfer of airports on termination of agreements or in case of defaults as defined in the respective agreements.



As per the terms of agreements with respective authorities, DIAL, GHIAL and GIAL are required to pay 45.99%, 4% and 36.99% of the revenue for an initial term of 30, 30 and 35 years which is further extendable by 30, 30 and 20 years respectively and GVIAL is required to pay per passenger fess of Rs. 303/- per domestic passenger and Rs. 606/- per international passenger from 10 anniversary from phase I COD on a monthly basis.

ii. During the previous year ended March 31, 2021, the Holding Company has given counter indemnity in the form of bank guarantee of Euro 10.53 Mn issued by HSBC Bank in favour of Ministry of Infrastructure and Transport (First Beneficiary) and Heraklion Crete International Airport Concession Societe Anonyme (Second Beneficiary) as per the provision mentioned in Concession agreement. The counter guarantee of Euro 10.53 Million has been released by bank in the month of March 2022 post receipt of discharge request by Beneficiary Authority.

iii. In respect of its equity investment in East Delhi Waste Processing Company Private Limited, DIAL along with SELCO International Limited has to maintain minimum 51% shareholding for a period of 2 years from the commissioning of the project and thereafter minimum 26% shareholding for next 10 years. The project has been commissioned with effect from April 01, 2017.

iv. As per the terms of Airport Operator Agreement, DIAL is required to pay every year 3% of previous year's gross revenue as operator fee to Fraport AG Frankfurt Airport Services Worldwide.

v. In terms of Section 115JB of Income Tax Act, 1961, certain Ind AS adjustments at the Ind AS transition date are to be included in book profits equally over a period of five years starting from the year of first time adoption of Ind AS i.e. FY 2016-17. Pursuant to above, the Group had made Ind AS adjustments as on March 31, 2016 and included 1/5th of the same while computing book profit for FY 2016-17, FY 2017-18, FY 2018-19, FY 2019-20 and FY 2020-21 paid MAT accordingly. The remaining amount will be adjusted in the one subsequent year while computing book profit for MAT.



GMR Airports Limited

Corporate Identity Number (CIN): U65999HR1992PLC101718

Notes to the consolidated financial statements for the year ended March 31, 2022

(All amounts in Rupees Crore, unless otherwise stated)

vi. DIAL had entered into call spread option with various banks for hedging the repayment of 6.125% senior secured notes (2022) of USD 288.75 million, 6.125% senior secured notes (2026) of USD 522.60 million which are repayable in February 2022 and October 2026 respectively.

Also DIAL has entered into call spread option with bank for hedging the repayment of 6.45% senior secured notes (2029) for USD 500 million borrowings which is repayable in June 2029.

Option value (in USD mn)	Period		Call spread range (INR/USD)	Total premium payable	Premium paid till	Premium outstanding as at
	From	To			March 31, 2022	March 31, 2022
522.60	December 6, 2016	October 22, 2026	66.85 - 101.86	1,241.30	644.50	596.80
80.00*	February 8, 2017	January 25, 2022	68.00 - 85.00	94.33	94.33	-
208.75*	January 25, 2018	January 25, 2022	63.80 - 85.00	192.28	192.28	-
350.00	June 24, 2019	May 30, 2029	69.25 - 102.25	742.79	198.05	544.74
150.00	February 27, 2020	May 30, 2029	71.75 - 102.25	307.17	66.28	240.89

During the year, DIAL has also entered into call spread option with bank for hedging the payment of interest liability on 6.125% senior secured notes (2026) for USD 522.60 million borrowings. During the previous year, DIAL has entered into coupon only hedge with bank for hedging the payment of interest liability on 6.125% senior secured notes (2029) for USD 150 million borrowings.

*During the year, DIAL has cancelled/matured call spread options of USD 288.75 million and call spread option on interest liability for full repayment of borrowings USD 288.75 million.

vii. Shares of the certain subsidiaries / joint ventures have been pledged as security towards loan facilities sanctioned to the Group.

viii. As at March 31, 2022, the Holding Company was required to pay Rs. 0.43 crore plus taxes to CARE as annual surveillance fee each year (March 31, 2021: Rs 0.38 crore) for its rating in relation to Bond issue.

ix. GVIAL is required to pay Rs. 11.60 cr for project development fees within 30 days of the appointed date and also liable to pay licence fees of Rs. 0.00 crore (Rs. 20,000/-) per acre per annum increased by 6% every year from appointed date. The appointe date yet to be complied with. Also GVIAL is liable to pay lease rent Rs. 0.00 crore (Rs. 20,000/-) per annum during the period of concession.

x. Refer Note 40 for commitments relating to lease arrangements.

xi. Refer Note 6A and 6B with regards to other commitments of joint ventures and associates.

e) Contingent liabilities

Particulars	March 31, 2022	March 31, 2021
Matter relating to income tax under dispute	177.02	140.33
Matter relating to indirect tax under dispute	249.44	247.91
Bank guarantees outstanding/ Letter of credit outstanding	494.53	471.47
Claims against the Group not acknowledge as debts	115.01	136.54

Other contingent liabilities

i. The above amounts do not include interest and penalty amounts which may be payable till the date of settlements, if any.

ii. Refer Note 47(viii) and (ix) with regard to contingent liability arising out of utilization of PSF(SC) Fund.

iii. There are numerous interpretative issues relating to the Supreme Court (SC) judgement on PF dated February 28, 2019. The financial impact on a prospective basis from the date of the SC order is not material and hence, no adjustments have been made to the financial statements. The Group will update its provision, on receiving further clarity on the subject.

iv. Refer Note 6(A) and 6(B) with regards to contingent liabilities of the Group on behalf of joint ventures and associates.

v. Refer Note 47(xxii) with regards to contingent liabilities on Duty Credit Scrips in DIAL.

vi. Refer note 47(xvi) with regards to Force Majeure in DIAL.

vii. Refer note 47(xxv) with regards to property tax demand in DIAL.


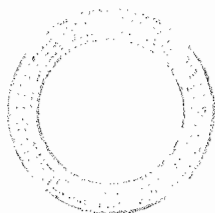
viii. Refer note 47(xxiii) with regards to salary provision of CISF in GACAEI.



39. Related party disclosures

(a) Name of related parties and related party relationship: -

Intermediate Holding Company	GMR Infrastructure Limited
Ultimate Holding Company	GMR Enterprises Private Limited (Formerly Known as GMR Holdings Private Limited)
Joint Ventures of subsidiaries	Delhi Duty Free Services Private Limited Delhi Aviation Services Private Limited Delhi Aviation Fuel Facility Private Limited International Airport Of Heraklion, Crete, Concession SA GMR Megawide Cebu Airport Corporation Mactan Travel Retail Group Corporation SSP Mactan Cebu Corporation Megawide GMR Constreution JV Inc. GMR Bajoli Holi Hydropower Private Limited GMR Logistics Park Private Limited Laqshya Hyderabad Airport Media Private Limited
Joint ventures / associates of Ultimate Holding Company	GMR Warora Energy Limited GMR Vemagiri Power Generation Limited GMR Kamalanga Energy Limited GMR Rajahmundry Energy Limited GMR Energy Limited
Associates of Snsidiary Companies	Celebi Delhi Cargo Terminal Management India Private Limited TIM Delhi Airport Advertising Private Limited Travel Food Services (Delhi Terminal 3) Private Limited Digi Yatra Foundation
Fellow subsidiaries (including subsidiary companies of the Ultimate/Intermediate Holding Company)	GMR Aviation Private Limited GMR Chennai Outer Ring Road Private Limited GMR Tambaram Tindivanam Expressways Limited Raxa Security Services Limited Kakinada SEZ Limited ⁰ GMR Infra Developers Limited GMR Tuni Anakapalli Expressways Limited GMR Hyderabad Vijayawada Expressways Private Limited GMR Energy Trading Limited Dhruvi Securities Private Limited GMR Highways Limited GMR Business Process and Services Private Limited GMR Aerostructure Services Limited GMR Infrastructure (Overseas) Limited GMR Poohanpalli Expressways Limited GMR Krishnagiri SEZ Ltd GMR Infrastructure Singapore Pte Limited Padmapriya Properties Private Limited GMR Generation Assets Limited Grandhi Enterprises Private Limited GMR Corporate Affairs Private Limited GMR Infrastructure (Mauritius) Limited GMR Energy Projects (Mauritius) Limited GMR League Games Private Limited GMR Holdings (Overseas) Limited GMR Holdings (Mauritius) Limited GMR Male International Airport Private Limited GMR Power and Urban Infra Limited



39. Related party disclosures

(a) Name of related parties and related party relationship: -

Private Company in which a director or manager or his relatives is a director or member	JSW GMR Cricket Private Limited (formerly known as GMR Sports Private Limited)
Key management personnel and their relatives	Mr. G. M. Rao (Non- Executive Chairman) Mr. GBS Raju (Vice Chairman) Mr. I. Prabhakar Rao (Whole Time Director) Mr. Grandhi Kiran Kumar (Joint Managing Director and CEO) Mr. Srinivas Bommidala (Joint Managing Director) Mr. N.C. Sarabeswaran (Independent Director) ⁸ Mr. R.S.S.L.N. Bhaskarudu (Independent Director) ⁸ Mr. G.R.K Babu (Chief Financial officer) Mrs. Deepanjali Gulati (Company Secretary) ⁴ Mr. Saurabh Jain (Company Secretary) ⁵ Mr. K. Narayana Rao (Director) ¹ Mr. Gratien Geoges Lucien Maire (Director) ³ Mr. Olivier Pierre Guichard (Director) ³ Mrs. Siva Kameswari Vissa (Independent Director) Mr. Augustin de Romanet de Beaune (Director) ⁶ Mr. Philippe Pascal(Director) ⁶ Mr. Xavier Hurstel(Director) ⁶ Mr. Fernando Echegaray Del Pozo (Non-Executive Director) ⁷ Mr. Subba Rao Amarthaluru (Independent Director) ⁸ Mr. Alexandre Guillaume Roger Ziegler (Independent Director) ¹⁰ Mr. Antoine Roger Bernard Crombez (Executive Director & Deputy CEO) ¹⁰ Mr. Sushil Kumar Dudeja (Company Secretary) ² Mrs. Ramadevi Bommidala (Relative)
Enterprises owned or significantly influenced by key management personnel on their relatives (where transactions have taken place)	GMR Family Fund Trust GMR School of Business GMR Institute of Technology GMR Varalakshmi Foundation Sri Varalakshmi Jute Twin Mills Private Limited
Shareholder's having substantial interest/enterprises having significant influences over the subsidiaries/ Joint ventures/associates (where transactions have taken place)	Government of Telangana Geokno India Private Limited Airport Authority of India Menzies Aviation (India) Pvt. Ltd. Fraport AG Frankfurt Airport Services Worldwide Aerports de Paris SA GMR Infra Developers Limited GMR Infra Services Limited (Formerly known as GMR SEZ Infra Services Limited) MAHB (Mauritius) Private Limited Menzies Aviation Plc(UK) Tenaga Parking Services (India) Private Limited Menzies Aviation Cargo (Hyderabad) Limited, Mauritius Tema S.A

1. Mr. K. Narayana Rao has been resigned from directorship w.e.f August 25, 2021

2. Mr. Sushil Kumar Dudeja has been appointed as company secretary w.e.f August 25, 2021.

3. Mr. Gratien Geoges Lucien Maire and Mr. Olivier Pierre Guichard has been appointed as Director w.e.f February 25, 2020.
Mr. Gratien Geoges Lucien Maire and Mr. Olivier Pierre Guichard has been resigned from directorship w.e.f February 24, 2021

4. Mrs. Deepanjali Gulati has resigned w.e.f July 31, 2020.

5. Mr. Saurabh Jain has been appointed as company secretary w.e.f August 1, 2020 and resigned w.e.f February 26, 2021.


6. Mr. Augustin de Romanet de Beaune, Mr. Philippe Pascal and Mr. Xavier Hurstel has been appointed as director w.e.f February 5, 2021.

7. Mr. Fernando Echegaray Del Pozo has been appointed as non-executive director w.e.f May 28, 2021

8. Mr. R.S.S.L.N. Bhaskarudu & Mr. N.C. Sarabeswaran ceased to be director w.e.f September 18, 2021 and Mr. Subba Rao Amarthaluru has been appointed as executive director w.e.f September 18, 2021.

9. Ceased to be a subsidiary during the year ended March 31, 2021.

10. Mr. Alexandre Guillaume Roger Ziegler has been appointed as independent director and Mr. Antoine Roger Bernard Crombez has been appointed as executive director and deputy CEO w.e.f November 03, 2021.



GMR Airports Limited


Corporate Identity Number (CIN): U65999HR1992PLC101718

Notes to the consolidated financial statements for the year ended March 31, 2022

(All amounts in Rupees Crore, except otherwise stated)

(b) Transactions during the period: -

Particulars	Period	Ultimate Holding Company	Intermediate Holding Company	Joint venture of subsidiaries	Joint venture/ associate of Intermediate Holding Company	Associate of subsidiary company	Fellow subsidiaries	Private company in which director or member or his relative is a director or member	Post employment benefit plan of the group	Key managerial personnel or its relative	Enterprises owned or significantly influenced by key management personnel on their relatives	Shareholder's having substantial interest/enterprises having significant influences over the subsidiaries/ Joint ventures/associates
Revenue from operations	March 31, 2022	-	4.44	398.31	2.26	400.07	83.58	-	-	-	0.50	0.69
	March 31, 2021	-	26.53	145.33	3.08	336.30	37.87	-	-	-	0.73	0.25
Other Income	March 31, 2022	-	-	21.71	-	10.25	0.05	-	-	-	-	-
	March 31, 2021	-	0.15	21.41	-	10.30	0.15	-	-	-	0.02	-
Finance income	March 31, 2022	-	15.53	4.43	-	-	16.35	-	-	-	0.04	-
	March 31, 2021	-	28.07	-	-	0.04	3.77	-	-	-	0.04	-
Dividend income received from	March 31, 2022	-	-	53.63	-	23.30	-	-	-	-	-	-
	March 31, 2021	-	-	7.77	-	19.61	-	-	-	-	-	-
Airport service charges / operator fees	March 31, 2022	-	-	-	-	-	-	-	-	-	-	52.80
	March 31, 2021	-	-	-	-	-	-	-	-	-	-	108.21
Revenue share paid / payable to concessionaire grantors	March 31, 2022	-	-	-	-	-	-	-	-	-	-	192.70
	March 31, 2021	-	-	-	-	-	-	-	-	-	-	338.12
Managerial remuneration	March 31, 2022	-	-	-	-	-	-	-	-	31.34	-	-
	March 31, 2021	-	-	-	-	-	-	-	-	24.01	-	-
Directors' sitting fees	March 31, 2022	-	-	-	-	-	-	-	-	0.31	-	0.00
	March 31, 2021	-	-	-	-	-	-	-	-	0.58	-	-
Logo fees	March 31, 2022	2.73	-	-	-	-	-	-	-	-	-	-
	March 31, 2021	2.01	-	-	-	-	-	-	-	-	-	-
Legal and professional fees	March 31, 2022	-	2.99	-	-	-	2.24	-	-	-	-	-
	March 31, 2021	-	4.18	-	-	-	1.60	-	-	-	-	0.07
Other expenses	March 31, 2022	-	34.17	88.78	-	0.00	61.21	-	0.07	0.21	-	0.29
	March 31, 2021	-	24.63	117.44	-	-	54.70	-	-	0.22	-	3.42
Marketing fund billed	March 31, 2022	-	-	5.97	-	0.93	-	-	-	-	-	-
	March 31, 2021	-	-	2.66	-	0.48	-	-	-	-	-	-
Marketing fund utilised	March 31, 2022	-	-	-	-	0.84	-	-	-	-	-	-
	March 31, 2021	-	-	4.21	-	0.29	-	-	-	-	-	-
Reimbursement of expenses incurred on behalf of the Group	March 31, 2022	-	0.08	29.44	0.15	28.74	0.52	-	-	-	0.05	19.40
	March 31, 2021	-	0.30	17.88	0.22	21.73	0.64	-	-	-	0.04	18.34



GMR Airports Limited

Corporate Identity Number (CIN): U65999HR1992PLC101718

Notes to the consolidated financial statements for the year ended March 31, 2022

(All amounts in Rupees Crore, except otherwise stated)

(b) Transactions during the period: -

Particulars	Period	Ultimate Holding Company	Intermediate Holding Company	Joint venture of subsidiaries	Joint venture/ associate of Intermediate Holding Company	Associate of subsidiary company	Fellow subsidiaries	Private company in which director or member or his relative is a director or member	Post employment benefit plan of the group	Key managerial personnel or its relative	Enterprises owned or significantly influenced by key management personnel on their relatives	Shareholder's having substantial interest/enterprises having significant influences over the subsidiaries/ Joint ventures/associates
Expenses incurred by the Group on behalf of / expenses recovered by the Group	March 31, 2022	-	-	0.04	-	0.34	0.11	-	-	-	-	-
	March 31, 2021	-	0.02	0.00	-	0.99	0.33	-	-	-	-	-
Provision for doubtful loans credit impaired	March 31, 2022	-	0.40	-	-	-	0.78	-	-	-	-	-
	March 31, 2021	-	-	-	-	-	-	-	-	-	-	-
Donation/ CSR expenditure	March 31, 2022	-	-	-	-	-	-	-	-	-	10.74	-
	March 31, 2021	-	-	-	-	-	-	-	-	-	13.64	-
Finance cost	March 31, 2022	-	-	27.41	-	12.53	0.62	-	-	-	-	0.01
	March 31, 2021	-	-	22.12	-	9.01	0.85	-	-	-	-	0.01
Depreciation of ROU	March 31, 2022	-	-	-	-	-	0.14	-	-	2.35	-	-
	March 31, 2021	-	-	-	-	-	1.64	-	-	2.29	-	-
Finance cost lease liability	March 31, 2022	-	-	-	-	-	-	-	-	0.42	0.83	8.83
	March 31, 2021	-	-	-	-	-	0.10	-	-	0.14	0.71	8.52
Corporate Guarantees/ Comfort Letters revoked	March 31, 2022	-	-	-	-	-	-	-	-	-	-	-
	March 31, 2021	-	5.42	-	-	-	-	-	-	-	-	-
Investment in equity shares/debentures of	March 31, 2022	-	-	435.91	-	-	-	-	-	-	-	-
	March 31, 2021	-	-	30.38	-	-	-	-	-	-	-	-
Issue of equity shares	March 31, 2022	-	-	-	-	-	-	-	-	-	-	-
	March 31, 2021	-	-	-	-	-	-	-	-	-	-	1,000.00
Loans / advances repaid by	March 31, 2022	-	-	-	-	-	400.00	-	-	-	-	-
	March 31, 2021	-	-	-	-	-	435.00	-	-	-	-	-
Loans / advances given to	March 31, 2022	-	100.00	45.71	-	-	462.00	-	-	-	-	-
	March 31, 2021	-	216.15	-	-	-	220.00	-	-	-	-	-
Borrowings taken during the year	March 31, 2022	-	84.74	67.00	-	-	56.63	-	-	-	-	-
	March 31, 2021	-	-	-	-	35.00	24.62	-	-	-	-	-
Security deposits received from concessionaires / customers	March 31, 2022	-	-	-	-	-	1.55	-	-	-	-	-
	March 31, 2021	-	-	43.23	-	-	19.09	0.01	-	-	-	-




GMR Airports Limited
Corporate Identity Number (CIN): U65999HR1992PLC101718
Notes to the consolidated financial statements for the year ended March 31, 2022
(All amounts in Rupees Crore, except otherwise stated)

(b) Transactions during the period: -

Particulars	Period	Ultimate Holding Company	Intermediate Holding Company	Joint venture of subsidiaries	Joint venture/ associate of Intermediate Holding Company	Associate of subsidiary company	Fellow subsidiaries	Private company in which director or member or his relative is a director or member	Post employment benefit plan of the group	Key managerial personnel or its relative	Enterprises owned or significantly influenced by key management personnel on their relatives	Shareholder's having substantial interest/enterprises having significant influences over the subsidiaries/ Joint ventures/associates
Security Deposits refunded	March 31, 2022	-	-	-	-	-	9.08	-	-	-	-	-
	March 31, 2021	-	-	46.79	-	-	-	-	-	-	-	-
Liability for CCPS	March 31, 2022	-	-	-	-	-	-	-	-	-	-	-
	March 31, 2021	-	259.48	-	-	-	-	-	-	-	-	1.38
Provision against advance	March 31, 2022	-	-	-	-	-	-	-	-	-	-	43.21
	March 31, 2021	-	-	-	-	-	-	-	-	-	-	446.21
Capitalised in CWIP	March 31, 2022	-	-	-	-	-	5.60	-	-	-	-	-
	March 31, 2021	-	-	-	-	-	2.28	-	-	-	-	-

(This space is intentionally left blank)



GMR Airports Limited
Corporate Identity Number (CIN): U65999HR1992PLC101718
Notes to the consolidated financial statements for the year ended March 31, 2022
(All amounts in Rupees Crore, except otherwise stated)

(c) Balances Outstanding as at end the period: -

Particulars	Year	Ultimate Holding Company	Intermediate Holding Company	Joint venture	Joint venture subsidiaries	Joint venture/ associate of Intermediate Holding Company	Associate of subsidiary company	Fellow subsidiaries	Private company in which director or member or his relative is a director or member	Key managerial personnel or its relative	Enterprises owned significantly influenced by key management personnel on their relatives	Shareholder's or substantial interest/enterprises having significant influence over the subsidiaries/ventures/associates	having significant interest over the Joint
Right of Use	March 31, 2022	-	-	-	-	-	-	-	-	-	1.77	-	-
	March 31, 2021	-	-	-	-	-	-	0.14	-	-	0.19	-	-
Investment in debentures	March 31, 2022	-	-	-	20.85	-	-	-	-	-	-	-	-
	March 31, 2021	-	-	-	16.35	-	-	-	-	-	-	-	-
Security deposits receivable - Non current	March 31, 2022	-	-	-	-	-	-	-	-	-	0.03	-	-
	March 31, 2021	-	-	-	-	-	-	1.23	-	-	0.03	-	-
Security deposits receivable - Current	March 31, 2022	-	-	-	-	-	-	1.69	-	-	1.89	0.48	-
	March 31, 2021	-	-	-	-	-	-	1.69	-	-	-	0.46	-
Trade receivable	March 31, 2022	0.01	0.25	-	25.90	8.96	1.44	18.20	-	-	-	0.17	5.01
	March 31, 2021	0.01	0.51	-	2.72	8.18	3.37	10.21	-	-	-	1.00	4.30
Provision for doubtful loans credit impaired	March 31, 2022	-	-	-	-	-	-	-	-	-	-	-	-
	March 31, 2021	-	0.86	-	-	-	-	0.88	-	-	-	-	-
Non trade receivable - Current	March 31, 2022	-	0.33	-	-	1.13	4.37	0.11	-	-	-	-	7.94
	March 31, 2021	-	1.24	-	0.21	1.29	1.72	0.01	-	-	-	-	2.27
Unbilled revenue - Current	March 31, 2022	-	0.02	-	72.61	-	41.49	0.63	-	-	-	-	0.01
	March 31, 2021	-	-	-	17.39	0.01	38.76	0.02	-	-	-	-	1.12
Other receivables - Current	March 31, 2022	-	0.28	-	14.03	-	0.85	6.43	-	-	-	-	489.42
	March 31, 2021	-	-	-	0.25	-	1.10	45.30	-	-	-	0.01	486.35
Provision against advance	March 31, 2022	-	0.40	-	-	-	-	1.72	-	-	-	-	489.42
	March 31, 2021	-	-	-	-	-	-	-	-	-	-	-	446.21
Loans - Non current	March 31, 2022	-	-	-	45.71	-	-	566.82	-	-	-	-	-
	March 31, 2021	-	260.82	-	-	-	-	44.00	-	-	-	-	-
Loans - Current	March 31, 2022	-	241.20	-	-	-	-	58.80	-	-	-	-	-
	March 31, 2021	-	200.00	-	-	-	-	200.00	-	-	-	-	-
Interest accrued on loans given - Current	March 31, 2022	-	2.05	-	1.44	-	-	10.11	-	-	-	-	-
	March 31, 2021	-	-	-	-	-	-	-	-	-	-	-	-
Trade payables	March 31, 2022	2.72	1.48	-	3.80	-	0.53	15.12	-	-	-	0.01	17.34
	March 31, 2021	2.00	4.82	-	11.85	-	-	11.62	-	-	-	-	59.71
Security deposits from concessionaires / customers at amortised cost - Non current	March 31, 2022	-	-	-	224.73	-	62.98	-	-	-	-	0.12	-
	March 31, 2021	-	-	-	201.06	-	60.22	-	-	-	-	0.11	-
Security deposits from concessionaires / customers at amortised cost - Current	March 31, 2022	-	0.04	-	16.23	-	1.39	0.12	-	-	-	-	-
	March 31, 2021	-	0.04	-	15.05	-	8.43	0.12	-	-	-	-	-
Unearned revenue - Non current	March 31, 2022	-	-	-	0.01	-	0.26	-	-	-	-	-	-
	March 31, 2021	-	-	-	0.02	-	0.31	-	-	-	-	-	-



GMR Airports Limited
Corporate Identity Number (CIN): U65999HR1992PLC101718
Notes to the consolidated financial statements for the year ended March 31, 2022
(All amounts in Rupees Crore, except otherwise stated)

(c) Balances Outstanding as at end the period: -

Particulars	Year	Ultimate Holding Company	Intermediate Holding Company	Joint venture	Joint venture/ associate of subsidiary	Joint venture/ associate of Intermediate Holding Company	Associate of subsidiary company	Fellow subsidiaries	Private company in which director or member relative is a director or member	Key managerial personnel or its relative	Enterprises owned significantly influenced by management personnel on their relatives	Shareholder's or substantial interest/enterprises having key influences over subsidiaries/ventures/associates	having significant Joint
Unearned revenue - Current	March 31, 2022	-	-	-	0.13	-	0.75	0.02	-	-	-	-	-
	March 31, 2021	-	-	-	0.17	-	0.88	0.01	-	-	-	-	-
Deferred revenue - Non current	March 31, 2022	-	-	-	118.22	-	103.10	-	-	-	-	-	-
	March 31, 2021	-	-	-	138.97	-	108.93	-	-	-	-	-	-
Deferred revenue - Current	March 31, 2022	-	-	-	20.69	-	9.77	-	-	-	-	-	-
	March 31, 2021	-	-	-	21.13	-	10.12	-	-	-	-	-	-
Non trade payables / other liabilities - Non current	March 31, 2022	-	-	-	-	-	-	-	-	-	-	-	576.58
	March 31, 2021	-	-	-	-	-	-	-	-	4.36	-	-	528.00
Non trade payables / other liabilities - Current	March 31, 2022	-	-	-	1.14	0.78	-	0.73	-	-	-	-	-
	March 31, 2021	-	0.11	-	0.38	0.78	-	24.70	-	-	-	-	0.52
Advance from customers- - Current	March 31, 2022	-	-	-	8.27	-	0.21	-	-	-	-	-	-
	March 31, 2021	-	-	-	-	-	0.00	-	-	-	-	-	-
Accrued interest on borrowings - Current	March 31, 2022	-	-	-	-	-	-	-	-	-	-	-	-
	March 31, 2021	-	-	-	-	-	0.35	0.84	-	-	-	-	-
Borrowings - Non current	March 31, 2022	-	-	-	67.00	-	-	-	-	-	-	-	315.05
	March 31, 2021	-	-	-	-	-	-	-	-	-	-	-	315.05
Borrowings - Current	March 31, 2022	-	84.74	-	-	-	54.00	81.26	-	-	-	-	-
	March 31, 2021	-	-	-	-	-	54.00	24.62	-	-	-	-	-
Lease Liability - Non current	March 31, 2022	-	-	-	-	-	-	-	-	-	4.16	-	81.13
	March 31, 2021	-	-	-	-	-	-	0.15	-	-	4.23	-	76.98
Lease Liability - Current	March 31, 2022	-	-	-	-	-	-	-	-	1.71	-	-	-
	March 31, 2021	-	-	-	-	-	-	-	-	0.20	-	-	-
Liability for CCPS	March 31, 2022	-	440.51	-	-	-	-	-	-	-	-	-	2.35
	March 31, 2021	-	440.51	-	-	-	-	-	-	-	-	-	2.35
Outstanding corporate guarantees availed from	March 31, 2022	-	-	-	-	-	-	-	-	-	-	-	-
	March 31, 2021	-	15.71	-	-	-	-	-	-	-	-	-	-

Notes

Refer note 6A and 6B for Investment in Joint venture/ Associates



(This space is intentionally left blank)



40. Leases

(a) Group as lessor - operating lease

The Group has sub-leased certain assets to various parties under operating leases having a term of 1 year to 46 years. The leases have varying terms, escalation clauses and renewal rights. On renewal, the terms of leases are renegotiable.

The lease rentals received during the year (included in Note 22) and the future minimum rentals receivable under non-cancellable operating leases are as follows:

Particulars	March 31, 2022	March 31, 2021
Receivables on non- cancellable leases		
Not later than one year	661.27	769.64
Later than one year but not later than five year	2,863.62	3,263.91
Later than five year	25,327.48	34,359.05

(b) Group as lessor - finance lease

Particulars	Minimum lease receivable	Present value of minimum lease receivable	Minimum lease receivable	Present value of minimum lease receivable
	March 31, 2022	March 31, 2021	March 31, 2022	March 31, 2021
Receivable not later than one year	1.00	0.97	-	-
Receivable later than one year but not later than five year	19.05	14.12	-	-
Receivable later than five year	-	-	11.05	6.40
Total	20.05	15.09	11.05	6.40
Less: future finance income	4.96	-	4.65	-
Present value of minimum lease receivable	15.09	-	6.40	-

Amount recognised in statement of consolidated profit and loss

Particulars	March 31, 2022	March 31, 2021
Income on finance lease transaction	8.39	67.75
Interest income recognised during the year	1.30	0.06

(c) Group as Lessee

The Group has entered into certain cancellable operating lease agreements mainly for office premises and hiring equipment's and certain non-cancellable operating lease agreements towards land space and office premises and hiring office equipment's and IT equipment's. The lease rentals paid during the year (included in Note 30) and the maximum obligation on the long term non - cancellable operating lease payable are as follows:

Lease Liability

Particulars	March 31, 2022	March 31, 2021
Opening Balance	122.25	114.72
Addition/ (disposals)	3.67	21.75
Interest for the year (including interest capitalised)	11.08	10.91
Other adjustment	0.18	(3.55)
Repayment made during the year	(20.23)	(21.58)
Closing Balance	116.95	122.25
Disclosed as:		
Non - current	108.10	110.24
Current	8.85	12.01



Following amount has been recognised in statement of consolidated profit and loss account

Particulars	March 31, 2022	March 31, 2021
Amortisation on right to use asset	17.09	14.95
Interest on lease liabilities	11.07	10.90
Expenses related to short term lease and low value lease (included under other expenses)	14.64	10.33
Total amount recognised in statement of profit and loss account	42.80	36.18

Other Notes

- Refer note 5 right of use.
- Refer note 43 for repayment of lease liabilities.

(This space is intentionally left blank)



41. Hedging Activities and Derivatives

Derivatives designated as hedging instruments

Particulars	March 31, 2022		March 31, 2021	
	Assets	Liabilities	Assets	Liabilities
Call spread option & coupon only swap ¹	723.01	-	872.41	-
Cross currency swap, coupon only swap & call spread options ²	670.62	-	622.18	-
Classified as:				
Non- Current	1,393.63	-	1,255.97	-
Current	-	-	238.62	-

Notes

1. DIAL had entered into call spread option with various banks for hedging the repayment of 6.125% senior secured notes (2022) of USD 288.75 million, 6.125% senior secured notes (2026) of USD 522.60 million which are repayable in February 2022 and October 2026 respectively. Also DIAL has entered into call spread option with bank for hedging the repayment of 6.45% senior secured notes (2029) for USD 500 million borrowings which is repayable in June 2029. During the previous year, DIAL has entered into coupon only hedge with bank for hedging the payment of interest liability on 6.125% senior secured notes (2029) for USD 150 million borrowings.

During the year, DIAL has also entered into call spread option with bank for hedging the payment of interest liability on 6.125% senior secured notes (2026) for USD 522.60 million borrowings and cancelled/matured call spread options of USD 288.75 million and call spread option on interest liability for full repayment of borrowings USD 288.75 million.

As at March 31, 2022, the USD spot rate is above the USD call option strike price for all hedge options of USD 1,022.60 million (March 31, 2021 USD 1,311.35 million). Accordingly, an amount of Rs. 304.84 crore (March 31, 2021: Rs. 335.94 crore) has been released from cash flow hedge reserve to consolidated statement of profit and loss to neutralize the impact of foreign exchange loss / (gain) included in consolidated statement of profit and loss. Further net loss of Rs. 1.05 crore has been reclassified to consolidated profit and loss on settlement of USD 288.75 million call spread option.

2. GHIAL had entered into cross currency swap with various banks in order to hedge principal portion and to protect interest component of 4.25% senior secured notes of USD 350 million which is repayable in October 2027, with interest payable on semi-annually basis. Further GHIAL had also entered into Call Spread arrangements in order to hedge principal portion of 5.375% senior secured notes for USD 300 million which is repayable in April 2024 and coupon only swap to hedge the payment of interest liability on semi-annually basis. During the previous year, GHIAL has also entered into call spread arrangements in order to hedge principal portion of 4.75% senior secured notes for USD 300 million which is repayable in February 2026 and coupon only swap to hedge the payment of interest liability on semi-annually basis.

As at March 31, 2022, the USD spot rate is above the USD is well within the hedge effective rate for all hedge options of USD 950 million. Accordingly, an amount of Rs. 254.85 crore (March 31, 2021: Rs. 161.08 crore) has been released from cash flow hedge reserve to consolidated statement of profit and loss to neutralize the impact of foreign exchange loss / (gain) included in consolidated statement of profit and loss.

42. Disclosures on Financial Instruments

This section gives an overview of the significance of financial instruments for the Group and provides additional information on balance sheet items that contain financial instruments.

The details of significant accounting policies, including the criteria for recognition, the basis of measurement and the basis on which income and expenses are recognised in respect of each class of financial asset, financial liability and equity instrument are disclosed in accounting policies, to the consolidated financial statements.

(a) Financial assets and liabilities

The following tables presents the carrying value and fair value of each category of financial assets and liabilities as at March 31, 2022 and March 31, 2021.

As at March 31, 2022

Particulars	Fair value through profit or loss	Fair value through other comprehensive income	Amortised cost	Total Carrying value	Total Fair value
Financial assets					
(i) Investments (other than Investment in joint ventures and associates)	801.42	-	895.38	1,696.80	1,696.80
(ii) Loans	-	-	913.31	913.31	913.31
(iii) Trade receivables	-	-	310.38	310.38	310.38
(iv) Cash and cash equivalents	-	-	1,601.26	1,601.26	1,601.26
(v) Bank balances other than cash and cash equivalents	-	-	1,492.72	1,492.72	1,492.72
(vi) Derivative instruments	-	1,393.63	-	1,393.63	1,393.63
(vii) Other financial assets	-	-	980.10	980.10	980.10
Total	801.42	1,393.63	6,193.15	8,388.20	8,388.20
Financial liabilities					
(i) Borrowings	-	-	24,301.33	24,301.33	24,301.33
(ii) Trade payables	-	-	538.44	538.44	538.44
(iii) Lease liability	-	-	116.95	116.95	116.95
(iv) Other financial liabilities	-	-	4,439.79	4,439.79	4,439.79
Total	-	-	29,396.51	29,396.51	29,396.51



As at March 31, 2021

Particulars	Fair value through profit or loss	Fair value through other comprehensive income	Amortised cost	Total Carrying value	Total Fair value
Financial assets					
(i) Investments (other than Investment in joint ventures and associates)	1,429.67	-	1,010.95	2,440.62	2,440.62
(ii) Loans	-	-	713.30	713.30	713.30
(iii) Trade receivables	-	-	279.55	279.55	279.55
(iv) Cash and cash equivalents	-	-	4,068.88	4,068.88	4,068.88
(v) Bank balances other than cash and cash equivalents	-	-	2,020.44	2,020.44	2,020.44
(vi) Derivative instruments	-	1,494.59	-	1,494.59	1,494.59
(vii) Other financial assets	-	-	1,352.31	1,352.31	1,352.31
Total	1,429.67	1,494.59	9,445.43	12,369.69	12,369.69
Financial liabilities					
(i) Borrowings	-	-	24,299.50	24,299.50	24,299.50
(ii) Trade payables	-	-	588.24	588.24	588.24
(iii) Lease liability	-	-	122.25	122.25	122.25
(iv) Other financial liabilities	-	-	3,154.04	3,154.04	3,154.04
Total	-	-	28,164.03	28,164.03	28,164.03

(i) Investments in mutual fund, overseas fund by foreign subsidiaries, other fund and derivative instruments are mandatorily classified as fair value through consolidated statement of profit and loss and investment in commercial papers are classified at amortised cost.

(ii) As regards the carrying value and fair value of investments in joint ventures and associates, refer note 6(A) and 6(B).

(b) Fair value hierarchy

The following table provides an analysis of financial instruments that are measured subsequent to initial recognition at fair value, grouped into Level 1 to Level 3, as described below:

Quoted prices in an active market (Level 1): This level of hierarchy includes financial assets that are measured by reference to quoted prices (unadjusted) in active markets for identical assets or liabilities. This category consists of investment in quoted equity shares and mutual and overseas fund investments.

Valuation techniques with observable inputs (Level 2): This level of hierarchy includes financial assets and liabilities, measured using inputs other than quoted prices included within Level 1 that are observable for the asset or liability, either directly (i.e., as prices) or indirectly (i.e., derived from prices).

Valuation techniques with significant unobservable inputs (Level 3): This level of hierarchy includes financial assets and liabilities measured using inputs that are not based on observable market data (unobservable inputs). Fair values are determined in whole or in part, using a valuation model based on assumptions that are neither supported by prices from observable current market transactions in the same instrument nor are they based on available market data.




Assets and liabilities measured at fair value

Particulars	Fair value measurements at reporting date using			
	Total	Level 1	Level 2	Level 3
March 31, 2022				
Financial assets				
Investments (other than investments in associates and joint ventures)	801.42	801.42	-	-
Derivative instruments	1,393.63	-	1,393.63	-
March 31, 2021				
Financial assets				
Investments (other than investments in associates and joint ventures)	1,429.67	1,429.67	-	-
Derivative instruments	1,494.59	-	1,494.59	-

(i) Short-term financial assets and liabilities are stated at carrying value which is approximately equal to their fair value.

(ii) Derivative contracts are fair valued using market observable rates and published prices together with forecasted cash flow information where applicable.

(iii) The Group enters into derivative financial instruments with various counterparties, principally financial institutions with investment grade credit ratings. Interest rate swaps are valued using valuation techniques, which employs the use of market observable inputs. The most frequently applied valuation techniques include forward pricing and swap models, using present value calculations. The models incorporate various inputs including the credit quality of counterparties, foreign exchange spot and forward rates, yield curves of the respective currencies, currency basis spreads between the respective currencies, interest rate curves and forward rate curves of the underlying commodity.



GMR Airports Limited

Corporate Identity Number (CIN): U65999HR1992PLC101718

Notes to the consolidated financial statements for the year ended March 31, 2022

(All amounts in Rupees Crore, unless otherwise stated)

(iv) Management uses its best judgement in estimating the fair value of its financial instruments. However, there are inherent limitations in any estimation technique. Therefore, for substantially all financial instruments, the fair value estimates presented above are not necessarily indicative of the amounts that the Group could have realised or paid in sale transactions as of respective dates. As such, fair value of financial instruments subsequent to the reporting dates may be different from the amounts reported at each reporting date.

(v) There have been no transfers between Level 1, Level 2 and Level 3 for the period ended March 31, 2022 and March 31, 2021.

(vi) Fair value of mutual funds and overseas funds is determined based on the net asset value of the funds.

43. Financial risk management objectives and policies

In the course of its business, the Group is exposed primarily to fluctuations in foreign currency exchange rates, interest rates, equity prices, liquidity and credit risk, which may adversely impact the fair value of its financial instruments. The Group has a risk management policy which not only covers the foreign exchange risks but also other risks associated with the financial assets and liabilities such as interest rate risks and credit risks. The risk management policy is approved by the Board of Directors. The risk management framework aims to:

(i) Create a stable business planning environment by reducing the impact of currency and interest rate fluctuations on the Group's business plan.

(ii) Achieve greater predictability to earnings by determining the financial value of the expected earnings in advance.

Market risk**(a) Market risk- Interest rate risk**

Interest rate risk is the risk that the fair value or future cash flows of a financial instrument will fluctuate because of changes in market interest rates. The Group's exposure to the risk of changes in market interest rates relates primarily to the Group's long-term and short-term debt obligations with floating interest rates.

The Group manages its interest rate risk by having a balanced portfolio of fixed and variable rate loans and borrowings.

Interest rate sensitivity

The following table demonstrates the sensitivity to a reasonably possible change in interest rates on that portion of loans and borrowings affected. With all other variables held constant, the Group's profit before tax is affected through the impact on floating rate borrowings, as follows:

Particulars	Increase / decrease in basis points	Effect on profit before tax
March 31, 2022		
	+50	9.95
	-50	(9.95)
March 31, 2021		
	+50	3.57
	-50	(3.57)

The assumed movement in basis points for the interest rate sensitivity analysis is based on the currently observable market environment.

(b) Market risk- Foreign currency risk

The fluctuation in foreign currency exchange rates may have potential impact on the consolidated statement of profit and loss and equity, where any transaction references more than one currency or where assets/liabilities are denominated in a currency other than the functional currency of the respective consolidated entities. Considering the countries and economic environment in which the Group operates, its operations are subject to risks arising from fluctuations in exchange rates in those countries.



i. Foreign currency exposure

The following table demonstrate the unhedged exposure in USD exchange rate as at March 31, 2022 and March 31, 2021. The Group's exposure to foreign currency changes for all other currencies is not material.

Particulars	Currency	March 31, 2022	March 31, 2021
Cash and bank balances	USD	0.46	0.23
Trade receivables	USD	0.66	0.83
Property plant and equipment, right of use, capital work in progress, other intangibles, goodwill and intangible under development	USD	0.12	0.16
Investments	USD	33.19	24.49
Loans and other assets	USD	1.07	0.85
Trade payables	USD	0.46	1.04
Borrowings	USD	8.07	0.34
Other financial and other liabilities	USD	0.92	2.00
Net assets/(liabilities)	USD	26.05	23.18
Net assets/(liabilities)	Rs	1,936.40	1,693.96

ii. Foreign currency sensitivity

The following tables demonstrate the sensitivity to a reasonably possible change in USD exchange rates, with all other variables held constant. The impact on the Group's profit before tax is due to changes in the fair value of monetary assets and liabilities. The Group's exposure to foreign currency changes for all other currencies is not material.



GMR Airports Limited

Corporate Identity Number (CIN): U65999HR1992PLC101718

Notes to the consolidated financial statements for the year ended March 31, 2022

(All amounts in Rupees Crore, unless otherwise stated)

Particulars	March 31, 2022	March 31, 2021
	Impact on profit before tax	
USD Sensitivity		
Rs/USD- USD increase by 5%	96.82	84.70
Rs/USD- USD decrease by 5%	(96.82)	(84.70)

The sensitivity analysis has been based on the composition of the Group's net financial assets and liabilities as at March 31, 2022 and March 31, 2021. The period end balances are not necessarily representative of the average debt outstanding during the period.

Credit risk

Credit risk is the risk that counterparty will not meet its obligations under a financial instrument or customer contract, leading to a financial loss. Financial instruments that are subject to credit risk and concentration thereof principally consist of trade receivables, loans receivables, investments, cash and cash equivalents, derivatives and financial guarantees provided by the Group.

The carrying value of financial assets represents the maximum credit risk. The maximum exposure to credit risk was Rs. 8,367.35 crore and Rs. 12,353.33 crore as at March 31, 2022 and March 31, 2021 respectively, being the total carrying value of trade receivables, balances with bank, bank deposits, investments (other than investments in joint ventures and associates Rs. 2969.51 crore (March 31, 2021 Rs. 2,473.98 crore) and other financial assets.

Customer credit risk is managed by each business unit subject to the Group's established policy, procedures and control relating to customer credit risk management. An impairment analysis is performed at each reporting date on an individual basis for major clients. The Group does not hold collateral as security. The Group's exposure to customers is diversified and there is no concentration of credit risk with respect to any particular customer as at March 31, 2022 and March 31, 2021.

With respect to trade receivables / unbilled revenue, the Group has constituted the terms to review the receivables on a periodic basis and to take necessary mitigations, wherever required. The Group creates allowance for all unsecured receivables based on lifetime expected credit loss based on a provision matrix. The provision matrix takes into account historical credit loss experience and is adjusted for forward looking information. The expected credit loss allowance is based on the ageing of the receivables that are due and the rates used in the provision matrix.

Credit risk from balances with bank and financial institutions is managed by the Group's treasury department in accordance with the Group's policy. Investments of surplus funds are made only with approved counterparties and within credit limits assigned to each counterparty. The limits are set to minimise the concentration of risks and therefore mitigate financial loss through counterparty's potential failure to make payments.

In respect of financial guarantees provided by the Group to banks and financial institutions, the maximum exposure which the Group is exposed to is the maximum amount which the Group would have to pay if the guarantee is called upon. Based on the expectation at the end of the reporting period, the Group considers that it is more likely than not that such an amount will not be payable under the guarantees provided.

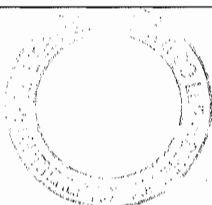
Liquidity risk

Liquidity risk refers to the risk that the Group cannot meet its financial obligations. The objective of liquidity risk management is to maintain sufficient liquidity and ensure that funds are available for use as per requirements. The Group has obtained fund and non-fund based working capital lines from various banks. Furthermore, the Group has access to funds from debt markets through convertible debentures, non-convertible debentures, bonds and other debt instruments. The Group invests its surplus funds in bank fixed deposit and in mutual funds, which carries no or low market risk.

The Group monitors its risk of a shortage of funds on a regular basis. The Group's objective is to maintain a balance between continuity of funding and flexibility through the use of bank overdrafts, bank loans, debentures, preference shares, sale of assets and strategic partnership with investors etc.

The following table shows a maturity analysis of the anticipated cash flows excluding interest and other finance charges obligations for the Group's financial liabilities on an undiscounted basis, which therefore differ from both carrying value and fair value. Floating rate interest is estimated using the prevailing interest rate at the end of the reporting period.

Particulars	0-1 year	1 to 5 years	> 5 years	Total
March 31, 2022				
Borrowings	1,952.22	14,526.79	7,969.17	24,448.18
Lease liabilities	16.92	45.34	717.94	780.20
Other financial liabilities	2,617.53	659.93	3,229.75	6,507.21
Trade payables	538.44	-	-	538.44
Total	5,125.11	15,232.06	11,916.86	32,274.03
March 31, 2021				
Borrowings	2,704.53	11,288.01	10,516.07	24,508.61
Lease liabilities	22.91	51.27	725.47	799.65
Other financial liabilities	1,574.14	549.05	2,426.81	4,550.00
Trade payables	588.24	-	-	588.24
Total	4,889.82	11,888.33	13,668.35	30,446.50



GMR Airports Limited

Corporate Identity Number (CIN): U65999HR1992PLC101718

Notes to the consolidated financial statements for the year ended March 31, 2022

(All amounts in Rupees Crore, unless otherwise stated)

44. Capital management

The Group's capital management is intended to create value for shareholders by facilitating the meeting of long-term and short-term goals of the Group.

The Group determines the amount of capital required on the basis of annual business plan coupled with long-term and short-term strategic investment and expansion plans. The funding needs are met through equity, cash generated from operations and sale of certain assets, long-term and short-term bank borrowings and issue of non-convertible / convertible debt securities and strategic partnership with investors.

For the purpose of the Group's capital management, capital includes issued equity capital, convertible preference share, share premium and all other equity reserves attributable to the equity holders of the Group.


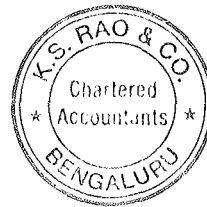
The Group manages its capital structure and makes adjustments in light of changes in economic conditions and the requirements of the financial covenants. To maintain or adjust the capital structure, the Group may adjust the dividend payment to shareholders, return capital to shareholders or issue new shares. The Group monitors capital using a gearing ratio, which is total debt divided by total capital plus total debt. The Group's policy is to keep the gearing ratio at an optimum level to ensure that the debt related covenant are complied with.

Particulars	March 31, 2022	March 31, 2021
Borrowings (refer notes 16 and 21)	24,301.33	24,299.50
Less: cash & cash equivalents and other bank balances	(1,601.26)	(4,068.88)
Net debt (i)	22,700.07	20,230.62
Capital components		
Equity share capital	1,406.67	1,406.67
Other equity	1,341.17	1,826.36
Non-controlling interests	1,465.90	1,578.83
Total capital (ii)	4,213.74	4,811.86
Capital and borrowings (iii = i + ii)	26,913.81	25,042.48
Gearing ratio (%) (i / iii)	84.34%	80.79%

No changes were made in the objectives, policies or processes for managing capital during the years ended March 31, 2022 and March 31, 2021.



(This space is intentionally left blank)



45. Additional disclosure pursuant to schedule III of Companies Act 2013

i) Capital work in progress
 As at March 31, 2022

Particulars	Amount in capital work in progress for a period of				Total
	Less than 1 year	1-2 years	2-3 years	More than 3 years	
Project in progress	5,142.28	2,558.72	2,029.28	432.35	10,162.63
	5,142.28	2,558.72	2,029.28	432.35	10,162.63

As at March 31, 2021

Particulars	Amount in capital work in progress for a period of				Total
	Less than 1 year	1-2 years	2-3 years	More than 3 years	
Project in progress	3,119.69	2,957.49	428.92	109.55	6,615.65
	3,119.69	2,957.49	428.92	109.55	6,615.65

ii) Trade receivables
 As at March 31, 2022

Particulars	Current but not due	Outstanding for a period					Total
		Less than 6 months	6 months-1 year	1-2 years	2-3 years	More than 3 years	
Undisputed trade receivables							
(i) Considered good	38.21	218.87	20.59	14.86	12.24	5.61	310.38
(ii) Having significant increase in credit risk	-	0.08	0.61	0.15	0.26	1.58	2.68
(iii) Credit impaired	-	-	-	-	0.09	0.59	0.68
Disputed trade receivables							
(i) Considered good	-	-	-	-	-	-	-
(ii) Having significant increase in credit risk	-	-	-	-	0.09	-	0.09
(iii) Credit impaired	-	-	-	-	-	-	-
Total	38.21	218.95	21.20	15.01	12.68	7.78	313.83
Provision for credit impaired	-	(0.08)	(0.61)	(0.15)	(0.44)	(2.17)	(3.45)
Total	38.21	218.87	20.59	14.86	12.24	5.61	310.38

As at March 31, 2021



Particulars	Current but not due	Outstanding for a period					Total
		Less than 6 months	6 months-1 year	1-2 years	2-3 years	More than 3 years	
Undisputed trade receivables							
(i) Considered good	39.57	192.08	11.74	19.79	10.82	5.55	279.55
(ii) Having significant increase in credit risk	-	0.16	0.17	0.24	0.54	-	1.11
(iii) Credit impaired	-	-	0.03	0.08	0.44	0.13	0.68
Disputed trade receivables							
(i) Considered good	-	-	-	-	-	-	-
(ii) Having significant increase in credit risk	-	-	-	-	0.09	-	0.09
(iii) Credit impaired	-	-	-	-	-	-	-
Total	39.57	192.24	11.94	20.11	11.89	5.68	281.43
Provision for credit impaired	-	(0.16)	(0.20)	(0.32)	(1.07)	(0.13)	(1.88)
Total	39.57	192.08	11.74	19.79	10.82	5.55	279.55

iii) Trade payable
 As at March 31, 2022

Particulars	Unbilled	Not due	Outstanding for a period				Total
			Less than 1 year	1-2 years	2-3 years	More than 3 years	
Undisputed	228.40	57.42	205.95	10.26	8.81	27.51	538.35
Disputed	-	-	0.09	-	-	-	0.09
Total	228.40	57.42	206.04	10.26	8.81	27.51	538.44

As at March 31, 2021

Particulars	Unbilled	Not due	Outstanding for a period				Total
			Less than 1 year	1-2 years	2-3 years	More than 3 years	
Undisputed	183.07	24.36	329.99	12.81	4.40	33.52	588.15
Disputed	-	-	0.09	-	-	-	0.09
Total	183.07	24.36	330.08	12.81	4.40	33.52	588.24



iv) Disclosure for shareholding of promoters

Disclosure of shareholding of promoters as at March 31, 2022 is as follows:

Name of the promoter	As at March 31, 2022		As at March 31, 2021		% change during the year
	No. of shares	% of total shares	No. of shares	% of total shares	
GMR Infrastructure Limited	422000837	30.00%	548601089	39.00%	-9.00%

Disclosure of shareholding of promoters as at March 31, 2021 is as follows:

Name of the promoter	As at March 31, 2021		As at March 31, 2020		% change during the year
	No. of shares	% of total shares	No. of shares	% of total shares	
GMR Infrastructure Limited	548601089	39.00%	989435414	74.48%	-35.48%

v) The Group do not have any Benami property, where any proceeding has been initiated or pending against the Group for holding any Benami property.

vi) The Group does not have any transactions/ balances with companies struck off under section 248 of Companies Act, 2013 to the best of knowledge of Group's management.

vii) The Group has not traded or invested funds in Crypto currency of Virtual currency.

viii) The Group has advanced or loaned or invested funds (either borrowed funds or share premium or any other sources or kind of funds) to any other person(s) or entity(ies), including foreign entities (Intermediaries) with the understanding that the Intermediary shall

- (i) directly or indirectly lend or invest in other persons or entities identified in any manner whatsoever by or on behalf of the Group (Ultimate Beneficiaries) or
(ii) provide any guarantee, security or the like to or on behalf of the Ultimate Beneficiaries

ix) The Group has not received any fund from any person(s) or entity(ies), including foreign entities (Funding Party) with the understanding (whether recorded in writing or otherwise) that the Group shall:

- (i) directly or indirectly lend or invest in other persons or entities identified in any manner whatsoever by or on behalf of the Funding Party (Ultimate Beneficiaries) or
(ii) provide any guarantee, security or the like on behalf of the Ultimate Beneficiaries

x) The Group has used borrowings from banks and financial institutions for the specific purpose for which it was taken at the balance sheet date.

xi) The Group has not declared willful defaulter by any bank of financial institution of other lender.

xii) The quarterly return/ statement of current assets filed by the Group with bank and financial institutions in relation to secured borrowings wherever applicable are in agreement with books of accounts.

xiii) The Group does not have any such transaction which is not recorded in books of account that has been surrendered or disclosed as income during the year in the tax assessments (such as, search or survey or any other relevant provisions) under Income Tax Act, 1961.


xiv) Since the Holding company is NBFC, hence provision of number of layers prescribed under clause (87) of section 2 of the Act read with the Companies (Restriction on number of Layers) Rules, 2017 is not applicable.

xv) Disclosure as per section 186 of Companies Act 2013

The details of loans, guarantees and investments under section 186 of the Companies Act, 2013 read with the Companies (Meetings of Board and its Powers) Rules, 2014 are as follows:

- (i) Details of investments made are given in Note 6(A), 6(B) and 11.
(ii) Details of loan given by the company and guarantees issued as at March 31, 2022 and March 31, 2021 refer note 39.



(This space is intentionally left blank)



GMR Airports Limited
Corporate Identity Number (CIN): U65999HR1992PLC101718
Notes to the consolidated financial statements for the year ended March 31, 2022
(All amounts in Rupees Crore, unless otherwise stated)

46. Additional information pursuant to schedule III of Companies Act 2013

Sl. No.	Particulars	% of holding	March 31, 2022								March 31, 2021							
			Net Assets		Share in Profit & Loss		Share in OCI		Share in TCI		Net Assets		Share in Profit & Loss		Share in OCI		Share in TCI	
			Amount	As % of Consolidated Net Assets	Amount	As % of Consolidated Profit/(Loss)	Amount	As % of Consolidated OCI	Amount	As % of Consolidated TCI	Amount	As % of Consolidated Net Assets	Amount	As % of Consolidated Profit/(Loss)	Amount	As % of Consolidated OCI	Amount	As % of Consolidated TCI
1	Holding Company																	
	Subsidiaries Companies																	
1	GAI	100.00%	17,865.51	423.98%	(80.63)	31.45%	2,354.58	-691.77%	2,273.95	-381.09%	15,591.56	324.02%	(257.74)	22.98%	(987.81)	-597.77%	(1,245.55)	130.21%
2	GHAL	63.00%	1,853.55	43.99%	(108.10)	42.17%	(171.40)	50.36%	(279.50)	46.84%	2,133.04	44.33%	(151.05)	13.47%	(37.04)	-22.41%	(188.09)	19.66%
3	GHAAL	63.00%	53.52	1.27%	5.98	-2.33%	-	0.00%	5.98	-1.00%	0.09	0.00%	(0.01)	-	-	0.00%	(0.01)	0.00%
4	GADL	100.00%	89.08	2.11%	29.74	-11.60%	(0.76)	0.22%	28.98	-4.86%	70.29	1.46%	24.57	-2.19%	0.47	0.28%	25.04	-2.62%
5	GNIAL	100.00%	(0.12)	0.00%	(0.10)	0.04%	-	0.00%	(0.10)	0.02%	(0.02)	0.00%	(0.00)	0.00%	-	0.00%	(0.00)	0.00%
6	GKDFSI	100.00%	4.49	0.11%	0.49	-0.19%	-	0.00%	0.49	-0.08%	0.86	0.02%	(0.11)	0.01%	-	0.00%	(0.11)	0.01%
7	GVIAL	100.00%	31.30	0.74%	(0.27)	0.11%	-	0.00%	(0.27)	0.05%	8.82	0.18%	(0.18)	0.02%	-	0.00%	(0.18)	0.02%
8	GHAJ	63.00%	23.13	0.55%	(3.99)	1.56%	(0.00)	0.00%	(3.99)	0.67%	74.58	1.55%	(3.01)	0.27%	0.14	0.08%	(2.88)	0.30%
9	GHASI	63.00%	51.12	1.21%	4.12	-1.61%	0.00	0.00%	4.13	-0.69%	46.99	0.98%	(0.37)	0.03%	0.03	0.02%	(0.34)	0.04%
10	GACAFI	63.00%	14.22	0.34%	11.85	-4.62%	0.07	-0.02%	11.92	-2.00%	2.30	0.05%	5.68	-0.51%	0.17	0.11%	5.85	-0.61%
11	GATL	63.00%	0.10	0.00%	(0.01)	0.00%	-	0.00%	(0.01)	0.00%	0.11	0.00%	(0.32)	0.03%	-	0.00%	(0.32)	0.03%
12	GHRI	63.00%	79.96	1.90%	(9.97)	3.89%	(0.08)	0.02%	(10.04)	1.68%	7.68	0.16%	(21.61)	1.93%	0.20	0.12%	(21.40)	2.24%
13	DIAL	64.00%	2,372.05	56.29%	17.68	-6.90%	(198.97)	58.46%	(181.29)	30.38%	2,554.77	53.09%	(317.41)	28.30%	129.77	78.53%	(187.64)	19.62%
14	DAPI	NA	-	0.00%	-	0.00%	-	0.00%	-	0.00%	(0.06)	0.00%	-	-	-	0.00%	-	0.00%
15	DAPSI	90.00%	65.55	1.56%	(4.91)	1.91%	0.06	-0.02%	(4.85)	0.81%	70.40	1.46%	(21.25)	1.89%	0.06	0.03%	(21.19)	2.22%
16	GLAI	100.00%	584.01	13.86%	(1.37)	0.53%	-	0.00%	(1.37)	0.23%	369.38	7.68%	(4.22)	0.38%	-	0.00%	(4.22)	4.44%
17	GALM	100.00%	-	0.00%	-	0.00%	-	0.00%	-	0.00%	0.02	0.00%	(3.04)	0.27%	0.09	0.05%	(2.95)	0.31%
18	GIABV	100.00%	(515.32)	-12.23%	(196.35)	76.60%	(6.74)	1.98%	(203.09)	34.03%	(312.37)	-6.49%	(133.47)	11.90%	(2.53)	-1.53%	(136.00)	14.22%
19	GASPL	100.00%	16.13	0.38%	8.27	-3.23%	(0.34)	0.10%	7.93	-1.33%	4.02	0.08%	(18.82)	1.68%	0.17	0.10%	(18.66)	1.95%
20	GANBV	100.00%	7.43	0.18%	-	0.00%	-	0.00%	-	0.00%	-	0.00%	-	0.00%	-	0.00%	-	0.00%
21	GAGMSA	100.00%	(0.60)	-0.01%	(2.05)	0.80%	0.11	-0.03%	(1.95)	0.33%	(0.33)	-0.01%	(0.52)	0.05%	(0.03)	-0.02%	(0.55)	0.06%
	Associates																	
22	TIM	31.94%	39.83	0.95%	1.10	-0.43%	(0.20)	0.06%	0.90	-0.15%	38.94	0.81%	1.11	-0.10%	0.05	0.03%	1.16	-0.12%
23	CDCTM	16.64%	76.69	1.82%	24.85	-9.69%	0.04	-0.01%	24.89	-4.17%	74.75	1.55%	23.22	-2.07%	(0.08)	-0.05%	23.14	-2.42%
24	TFS	25.60%	6.55	0.16%	0.23	-0.09%	(0.01)	0.00%	0.22	-0.04%	6.33	0.13%	(2.23)	0.20%	0.05	0.03%	(2.18)	0.23%
25	DIGI	23.53%	-	0.00%	-	0.00%	-	0.00%	-	0.00%	0.00	0.00%	-	0.00%	-	0.00%	-	0.00%
	Joint Venture																	
26	DDFS	48.97%	394.67	9.37%	126.07	-49.18%	0.05	-0.02%	126.12	-21.14%	300.68	6.25%	(26.42)	2.36%	0.19	0.12%	(26.23)	2.74%
27	DASPL	32.00%	21.56	0.51%	1.96	-0.77%	(0.01)	0.00%	1.96	-0.33%	22.49	0.47%	5.66	-0.50%	(0.01)	0.00%	5.66	-0.59%
28	DAFF	16.64%	63.25	1.50%	(1.39)	0.54%	(0.00)	0.00%	(1.39)	0.23%	64.63	1.34%	(3.23)	0.29%	(0.00)	0.00%	(3.23)	0.34%
29	GLPPL	18.90%	17.31	0.41%	(0.21)	0.08%	-	0.00%	(0.21)	0.04%	17.70	0.37%	(0.01)	0.00%	-	0.00%	(0.01)	0.00%
30	GBHHPL	13.35%	57.82	1.37%	(1.79)	0.70%	(0.03)	0.01%	(1.83)	0.31%	104.72	2.18%	(9.95)	0.08%	0.04	0.03%	(0.91)	0.09%
31	Laqshya	30.87%	23.98	0.57%	6.54	-2.55%	0.01	0.00%	6.55	-1.10%	19.38	0.40%	0.10	-0.01%	0.02	0.01%	0.12	-0.01%
32	Crete	21.64%	569.50	13.52%	(2.37)	0.92%	-	0.00%	(2.37)	0.40%	231.84	4.82%	(0.08)	0.01%	-	0.00%	(0.08)	0.01%
33	MGCIV Clark	50.00%	3.97	0.09%	1.96	-0.76%	-	0.00%	1.96	-0.33%	15.17	0.32%	-	0.00%	-	0.00%	-	0.00%
34	PT APA	49.00%	90.17	2.14%	-	0.00%	-	0.00%	-	0.00%	-	0.00%	-	0.00%	-	0.00%	-	0.00%
35	GMCAC	40.00%	1,586.05	37.64%	(80.67)	31.47%	0.37	-0.11%	(80.30)	13.46%	1,558.59	32.39%	(110.45)	9.85%	(0.02)	-0.01%	(110.47)	11.55%
36	SMCC	25.00%	(1.78)	-0.04%	(3.93)	1.53%	-	0.00%	(3.93)	0.66%	2.12	0.04%	(2.34)	0.21%	-	0.00%	(2.34)	0.25%
37	MTRGC	25.00%	(0.89)	-0.02%	(1.20)	0.47%	-	0.00%	(1.20)	0.20%	0.28	0.01%	(1.44)	0.13%	-	0.00%	(1.44)	0.15%
	Total		25,543.77		(258.47)		1,976.77		1,718.31		23,079.75		(1,019.94)		(896.08)		(1,916.02)	
	Non controlling interest		1,465.90	34.79%	22.10	-8.62%	(135.03)	39.67%	(112.93)	18.92%	1,578.83	32.81%	(226.66)	20.21%	33.23	20.11%	(193.43)	20.22%
	Inter-company Elimination		(22,795.93)	-540.99%	(19.97)	7.79%	(2,182.11)	641.10%	-2,089.16	350.12%	(19,846.72)	-412.45%	124.81	-11.13%	1,028.10	622.15%	1,152.91	-120.53%
	Net		4,213.74	100.00%	(256.33)	100.00%	(340.37)	100.00%	(596.70)	100.00%	4,811.66	100.00%	(1,121.79)	100.00%	165.25	100.00%	-956.54	100.00%



GMR AIRPORTS LIMITED

Corporate Identity Number (CIN): U65999HR1992PLC101718

Notes to the consolidated financial statements for the year ended March 31, 2022

47. Other Disclosures

i. GMR Infrastructure Limited, the Intermediate Holding Company along with other shareholders of the Holding Company (together referred as “GMR Group”) had signed a share subscription and share purchase agreement with Aeroports DE Paris S.A. (ADP) for stake sale in the Holding Company on February 20, 2020. Pursuant to consummation of the same, ADP would hold 49% stake (directly and indirectly) in the Holding Company for an equity consideration of Rs 10,780.00 crore, valuing the Holding Company at the Base post money valuation of Rs. 22,000.00 crore. The equity consideration comprises of:

- Rs. 9,780.00 crore towards secondary sale of shares by GMR Group; and
- Rs. 1,000.00 crore equity infusion in the Holding Company

In addition, ADP had also pegged Earn-outs upto Rs. 4,475.00 crore linked to achievement of certain agreed operating performance metrics as well as on receipt of certain regulatory clarifications. The successful consummation of earnouts, could increase, the Holding Company’s valuation on post money basis to Rs. 26,475.00 crore and the GMR Group stake in the Holding Company to ~59%. The GMR Group will retain management control over the Airports Business with ADP having customary rights and board representation at Company and its key subsidiaries.

The first tranche of Rs 5,248.00 crore for 24.99% shares of the Holding Company (primarily through buyout of GMR Infra Services Limited (GISL) via primary infusion of equity) had been completed on February 24, 2020. The second and final tranche of Rs. 5,532.00 crore (including primary infusion of Rs. 1,000.00 crore in GAL) was subject to regulatory approvals, consents and other approvals.

Since March 31, 2020, the outbreak of COVID-19 and related global responses have caused material disruptions to businesses around the world, leading to an economic slowdown. Despite unprecedented adverse conditions, on July 7, 2020 the GMR Group completed the transaction with ADP with slight modifications. As per the revised Share Purchase Agreement (“Revised SPA”), the second tranche of the investment for 24.01% of the Holding Company has been structured in two parts:



- A firm amount, immediately paid at Second closing, for a total of Rs. 4,565.00 crore, including Rs. 1,000.00 crore equity infusion in the Holding Company.
- Earn-outs amounting to Rs 1,060.00 crore, subject to the achievement of certain performance related targets by the Holding Company upto the financial year ended March 31, 2024.

Accordingly, ADP has increased earn-outs for GMR Group which are now pegged at up to Rs. 5,535.00 crore compared to the earlier Rs. 4,475.00 crore. These additional Earn-outs of Rs. 1,060.00 crore are linked to the achievement of certain agreed EBITDA metrics/ levels. The Holding Company has received Rs. 1,000 crore as equity infusion as part of second tranche in accordance with the terms of Revised SPA.

ii. As per regulation 10 of the prudential norms issued by Reserve bank of India (“RBI”), every Non-Banking Financial Institution i.e., Systemically Important Core Investment Company (CIC-ND-SI) is required to make provision @ 0.40% (March 31, 2020: 0.40%) on all standard assets and as per regulation 9 at other defined percentages for all “sub-standard assets, doubtful assets and loss assets”.

In order to comply with the prudential norms, the Holding Company, based on the legal opinion, has identified only interest-bearing assets to be considered for provisioning. Accordingly, the Holding Company has created provision on standard assets @ 0.40% (March 31, 2021: 0.40%) on inter corporate deposits only.

In addition to above; management has also created provision @ 10% on trade receivables and other receivables (March 31, 2022: provision @ 10%- 100% on the loan to related party, trade receivables and other receivables), as per the requirement of master directions-core investments companies (reserve bank) Directions.



GMR AIRPORTS LIMITED

Corporate Identity Number (CIN): U65999HR1992PLC101718

Notes to the consolidated financial statements for the year ended March 31, 2022

iii. In terms of the Settlement Documents, pertaining to arbitration proceedings in relation to conversion of Non-cumulative compulsorily convertible participatory preference shares ('CCPS') A and CCPS B subscribed by certain investors ('PE Investors'), between the Holding Company, Holding Company and PE investors, the Holding Company took approval from the shareholders in Annual General Meeting of the Holding Company held on September 29, 2018, for issuance of Non-Convertible Debentures ('NCD') for an amount not exceeding Rs. 2,050 crore (Rupees Two Thousand fifty crore) on a private placement basis for the following purposes:

- for acquisition of or investment in airports and airport related assets,
- refinancing some of the existing loans of the Holding Company and general corporate purposes including towards payment of any fees and expenses for issuance of the NCDs
- in order to cater to the financial requirements of the future expansion plan of the Holding Company.

The Holding Company vide Information Memorandum dated October 15, 2018 and October 24, 2018, circulated letter of offer to the PE Investors for issuance of 149,000 (One Lakh Forty Nine Thousand) and 56,000 (Fifty Six Thousand) unlisted, unrated, unsecured, non-convertible debentures redeemable not more than three years from the date of allotment aggregating upto Rs. 1,490 crore and Rs. 560 crore respectively on private placement basis. The PE investors subscribed the issue on October 16, 2018 and October 24, 2018 respectively, the allotment of which was approved by the Board of Director on the same date.


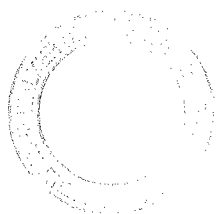
During the previous year ended 31 March 2021, Holding Company repaid Rs. 1,306.14 crore (31 March 2020: Rs. 743.86 crore) out of Rs. 2,050 crore (principal) to the debenture holders as per the repayment schedule. As per the terms of financing documents, Holding Company has to ensure an overall IRR of 15% p.a. at the time of redemption of NCDs, by taking into consideration, the amount of coupons already paid on such debentures from July 31, 2018 till the redemption of NCDs, except otherwise agreed by the Holding Company and the Investors, vide any of the financing document. Accordingly, interest expenses has been provided for an amount of Rs. Nil crore for year ended March 31, 2022 (March 31, 2021 Rs. 139.26 crore).

iv. a) During the year ended ended March 31, 2020, the Holding Company raised money by issue of unsecured redeemable, listed, rated Non-Convertible Bond ('NCBs') amounting to Rs.1,670 crore from Deutsche Bank (Tranche I: Rs. 800 crore on June 28, 2019, Tranche II and III: Rs 325 crore each on September 26, 2019 and Tranche IV: Rs. 220 crore on January 30, 2020) on a private placement basis; as per the board approval dated June 14, 2019 (for Tranche I), September 5, 2019 and September 16, 2019 (for Tranche II and III) respectively and December 13, 2019 (for Tranche IV). The proceeds from these NCBs were to be used primarily for part redemption and accrued interest of existing 'NCDs with Private equity investors (PE)', infusion of equity/ debentures in group companies and for other general corporate purposes.

Further, the Holding Company has refinanced existing NCBs of Rs. 1,670 Crore (raised during the period ended March 31, 2020 in multiple tranches) vide Board approval date December 9, 2020 for 36 months i.e. till December 2023. Rating of the above mentioned Non-Convertible Bonds of Rs. 1,670 Crore is CARE A-, negative (Single A Minus; Outlook: Negative) assigned by CARE Ratings Limited vide their report dated July 1, 2021.

b) During the year ended March 31, 2021, the Holding Company has raised money by issue of unsecured, redeemable, Listed non-convertible Bonds (NCBs) amounting to Rs. 1,330 crore from Deustche Bank (Rs. 665 Crore) and Varde Holdings Pte Limited (Rs. 665 Crore) in single tranche vide Board approval date December 9, 2020 for 18 months i.e. till June 2022. Rating of the above mentioned Non-Convertible Bonds of Rs. 1,330 crore is CARE A-, negative (Single A Minus; Outlook: Negative) assigned by CARE Ratings Limited vide their report dated July 1, 2021. The proceeds from aforesaid NCBs were to be used for:

- (1) Payment of all outstanding costs, fees and expenses in relation to the issuance of the Bonds; and
- (2) Payment of all (and not less than all) amounts under or in connection with the Existing PE NCDs as referred in point (iii) above and making certain payments in connection with the existing NCBs.



GMR AIRPORTS LIMITED

Corporate Identity Number (CIN): U65999HR1992PLC101718

Notes to the consolidated financial statements for the year ended March 31, 2022

During the year ended March 31, 2022, the Holding Company has raised money by issue of unsecured, redeemable, Listed Non-Convertible Bonds amounting to Rs. 300 crore from Desutsche bank vide Board resolution dated May 28, 2021 and circular resolution dated August 04, 2021 for a tenure of 36 months which are repayable on August 17, 2024.

Rating of the above mentioned Non-Convertible Bonds of Rs. 300 crore is CARE A-, negative (Single A Minus; Outlook: Negative) assigned by CARE Ratings Limited vide their report dated July 01, 2021.

The proceeds from these NCBs shall be utilised for equity investment in GGIAL and GVIAL; for undertaking the aeronautical and non-aeronautical facilities and services at the Goa airport, such as cargo terminal, ground handling services, duty free, retail, food, Beverages, lounges, car park and other services business; for undertaking the business of car park at GHIAL and such other purpose as agreed with arranger of facility.

v. During the year ended March 31, 2020, Reserve Bank of India ('RBI') had conducted an inspection under section 45N of the Reserve Bank of India Act, 1934 for the financial year ended March 31, 2020 and has issued its report in relation to the said inspection. The Holding Company has sent its replies to the RBI in relation to the observations. Subsequently, the Holding Company has received letters from RBI during the months of June and July 2021 in respect of inspection report for the financial year ended March 31, 2020 and the Holding Company has submitted its responses to RBI in relation to same. Thereafter, RBI has sent additional comments on the replies by the Holding Company on which the Holding Company is in process of filing the reply.

Further, during the year ended March 31, 2021, RBI has conducted an inspection under section 45N of the RBI Act, 1934 for the financial year ended March 31, 2020 and has issued its report in relation to the said inspection. The Holding Company has sent its replies to the RBI in relation to the observations. Subsequently, the Holding Company has received letters from RBI during the months of June and July 2021 in respect of inspection report for the financial year ended March 31, 2020 and the Holding Company has submitted its responses to RBI in relation to same. Thereafter, RBI has sent additional comments on the replies by the Holding Company on which the Holding Company is in process of filing the reply.


During the year ended March 31, 2022, RBI has conducted an inspection under section 45N of the RBI Act, 1934 for the financial year ended March 31, 2021 and has issued its report in relation to the said inspection. The Holding Company has replied to the said inspection and risk assessment report.

vi. Airport Economic Regulatory Authority ('AERA') DF Order No. 28/2011-12, 30/2012-13 and AERA tariff order No. 03/2012-13 and 57/2020-21 on determination of Aeronautical Tariff was issued on November 14, 2011, December 28, 2012, April 24, 2012 and December 30, 2020 respectively.

AERA has issued tariff order no 57/2020-21 for third control period ("CP3") starting from April 1, 2019 to March 31, 2024 on December 30, 2020 allowing DIAL to continue with BAC+10% tariff for the balance period of third control period. AERA has also allowed compensatory tariff in lieu of Fuel Throughput Charges w.e.f. February 01, 2021 for the balance period of third control period. DIAL had also filed an appeal against some of AERA's decision in third control period order on January 29, 2021 with TDSAT.

DIAL's appeal against the second control period ("CP2") is pending before the TDSAT and the same is still to be heard which shall be heard in due course. Also, DIAL in respect of TDSAT order against first Control period appeal dated April 23, 2018 has filed a limited appeal in the Hon'ble Supreme Court of India on July 21, 2018 and same is still to be heard.

TDSAT at the request of AERA and concurred by DIAL, has agreed tagged CP2 appeal with CP3 appeal. The matter is being sub judice at TDSAT.



GMR AIRPORTS LIMITED

Corporate Identity Number (CIN): U65999HR1992PLC101718

Notes to the consolidated financial statements for the year ended March 31, 2022

vii. GHIAL had filed an appeal, challenging the disallowance of pre-control period losses, foreign exchange loss on external commercial borrowings, classification of revenues from ground handling, cargo and fuel farm as aeronautical revenues and other issues for determination of aeronautical tariff for the first control period commencing from April 1, 2011 to March 31, 2016 by AERA. During the previous year, the Adjudicating Authority, Telecom Disputes Settlement Appellate Tribunal (TDSAT), in its disposal order dated March 06, 2020 has directed AERA to reconsider the issues afresh while determining the aeronautical tariff for the third control period commencing from April 01, 2021.

In relation to determination of tariff for the second control period, commencing from April 1, 2016 to March 31, 2022, AERA had issued a consultation paper on December 19, 2017. However, as the aforesaid consultation paper does not address the issues arising out of the first control period, including true up for shortfall of receipt vis-a-vis entitlement for the first control period, GHIAL had filed a writ petition with the Hon'ble High Court at Hyderabad on February 6, 2018 and obtained a stay order from the High Court vide order dated February 7, 2018 in respect of further proceedings in determination of tariff order for the second control period. Pending determination of Aeronautical Tariff, AERA vide its order no. 48 dated March 25, 2019, has allowed GHIAL to continue to charge the aeronautical tariff as prevailed on March 31, 2016 till September 30, 2019 or till determination of tariff for the aforesaid period whichever is later. In view of the above, GHIAL had applied aeronautical tariff as prevailed on March 31, 2016 during the year ended March 31, 2022.

Consequent to the Order passed by TDSAT date March 06, 2020, AERA, in respect of the remainder of the second control period, i.e. from April 1, 2020 to March 31, 2021, has determined the Aeronautical tariff vide its Order no: 34/2019-20/HIAL dated March 27, 2020. Accordingly, GHIAL has applied aeronautical tariff for determination of aeronautical revenue as per the aforesaid order, for the year ended March 31, 2022.

In July 2020, GHIAL filed an application with the AERA for determination of Aeronautical tariff for the third control period commencing from April 1, 2021 to March 31, 2026.



viii. a) The Ministry of Civil Aviation (MoCA) had issued orders in the past requiring DIAL to reverse the expenditure incurred, towards procurement and maintenance of security systems/equipment and on creation of fixed assets out of PSF (SC) escrow account opened and maintained by DIAL in a fiduciary capacity. In the opinion of the management of DIAL, had incurred Rs. 297.25 crore towards capital expenditure (excluding related maintenance expense and interest thereon) till the date of order out of PSF (SC) escrow account as per Standard Operating Procedure (SOPs), guidelines and clarification issued by MoCA from time to time on the subject of utilization of PSF (SC) funds and as such had challenged the said order before Hon'ble High court of Delhi.

MoCA in its order had stated that approximate amount of reversal to be made by DIAL towards capital expenditure and interest thereon amounting to Rs. 295.58 crore and Rs. 368.19 crore respectively, subject to the order of the Hon'ble High court of Delhi. The Hon'ble High Court of Delhi, vide its order dated March 14, 2014, stayed recovery of amount already utilized by DIAL from PSF (SC) Escrow Account till date. The matter is now listed for hearing on January 7, 2023.

Based on an internal assessment, the management is of the view that no adjustments are required to be made in the accompanying consolidated financial statements.

However, pursuant to AERA order No. 30/ 2018-19 dated November 19, 2018 with respect to DIAL's entitlement to collect X-ray baggage charges from airlines, DIAL has remitted Rs. 119.66 crore to PSF (SC) for transfer of screening assets from PSF (SC) to DIAL with an undertaking to MoCA by DIAL that in case the matter pending before the Hon'ble High Court is decided in its DIAL's favour, DIAL will not claim this amount back from MoCA.

b) MoCA issued a Circular dated January 8, 2010 giving fresh guidelines regarding the expenditure which could be met out of the PSF (SC) and subsequently clarified by MoCA vide order dated April 16, 2010. Based on the said circular, DIAL is not debiting such security expenditure to PSF (SC) escrow account. Further, vide circular dated May 17, 2012, it was further directed that any such expenditure already debited was required to be credited back to



GMR AIRPORTS LIMITED

Corporate Identity Number (CIN): U65999HR1992PLC101718

Notes to the consolidated financial statements for the year ended March 31, 2022

PSF(SC) account. However, security expenditure amounting to Rs. 24.48 crore was already incurred prior to April 16, 2010 and was debited to PSF (SC) account.

DIAL had challenged the said circulars issued by MoCA before the Hon'ble High Court of Delhi by way of a Writ Petition. The Hon'ble Court, vide its order dated December 21, 2012, had restrained MoCA from taking any coercive measures in the form of initiation of criminal proceedings against DIAL and the matter is now listed on May 04, 2022.

Based on an internal assessment and aforesaid order of the Hon'ble High Court of Delhi, the management is confident that no liability in this regard would be payable and as such no provision has been made in accompanying consolidated financial statements.

ix. a) MoCA had issued orders in 2014, requiring the Airport Operators to reverse the expenditure incurred from PSF (SC) towards (a) procurement and maintenance of security systems/equipment; (b) construction of other long lived assets (refer note (b) below) and (c) payment of interest etc. GHIAL had used approximately Rs. 142.00 crore towards the above expenses, excluding related maintenance expense, other costs and interest thereon till March 31, 2018 which is presently unascertainable. Management is of the opinion that the utilisation of funds from PSF(SC) escrow account is consistent with the Standard Operating Procedures, guidelines and clarification issued by the MoCA from time to time on the subject of utilization of PSF (SC) funds.

As the above order, in management's opinion, is contrary to and inconsistent with SOPs, guidelines and clarification issued by the MoCA from time to time in this regard, GHIAL had challenged the said order before the Hon'ble High court of Andhra Pradesh. The Hon'ble High Court, vide its order dated March 3, 2014 followed by further clarifications dated April 28, 2014 and December 24, 2014, stayed the MoCA order with an undertaking that, in the event the decision of the writ petition goes against GHIAL, it shall restore the PSF (SC) Fund to this extent. Based on the internal assessment, Management is of the view that no further adjustments are required to be made to the accompanying consolidated financial statements, in this regard.

b) As per the advice from the Ministry of Home Affairs and the SOP's issued by the MoCA on March 06, 2002, GHIAL, through its erstwhile wholly owned subsidiary, Hyderabad Airport Security Services Limited (HASSL) constructed the residential quarters for Central Industrial Security Force (CISF) deployed at the airport. After completion of such construction, the total construction cost including the cost of land and related finance cost amounting to Rs. 113.73 crore was debited to the PSF (SC) Fund with corresponding intimation to the MoCA. The Comptroller & Auditor General, during their audits of PSF (SC) Fund, observed that, GHIAL had not obtained prior approval from the MoCA for incurring such cost from the PSF (SC) Fund as required by the guidelines dated January 8, 2010 and April 16, 2010 issued by the MoCA. However, Management of GHIAL is of the opinion that these guidelines were issued subsequent to the construction of the said residential quarters and approached the MoCA for approval of such debit notes to the PSF (SC) Fund account. Further, GHIAL had requested the MoCA to advise the Airport Economic Regulatory Authority (AERA) for considering the cost of construction, land and other related costs with regard to the aforesaid residential quarters in determination of Aeronautical Tariff for the Airport. Pending final instructions from the MoCA, residential quarters continue to be accounted under the PSF (SC) Fund and no adjustments have been made to the accompanying consolidated financial statements

x. DIAL has received Advance Development Costs (ADC) from various Developers at Commercial Property District towards facilitating the development of common infrastructure there in. As per the term of the agreement, the Company will facilitate the development of common infrastructure upon receipt of advance towards development cost in accordance with the instructions and specifications in the agreement. Further, DIAL has no right to escalate the development cost and in case DIAL towards development of any infrastructure facility does not utilize any portion of the advance development cost, the same shall be returned to the Developers upon earlier of the expiry of the initial term of agreement or upon termination of the development agreement. The status of fund balance is as below:



GMR AIRPORTS LIMITED

Corporate Identity Number (CIN): U65999HR1992PLC101718

Notes to the consolidated financial statements for the year ended March 31, 2022

Particulars	(Rs. in crore)	
	As at March 31, 2022	As at March 31, 2021
ADC Funds Received *	848.85	680.14
Funds Utilized for Common Infrastructure Development (including refund of ADC)	637.39	614.72
Fund Balance disclosed under "other liabilities"	211.46	65.42

* During the year March 31, 2022, DIAL has received Rs 168.71 crore for common infra development from Developers.


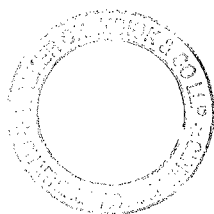
xi. In case of DIAL and GHIAL, as per the Operations, Management and Development Agreement ('OMDA') / Concession Agreement, DIAL and GHIAL are liable to pay a certain percentage of the revenue as Monthly Annual Fee ('MAF') / Concession Fee ('CF') to Airport Authority of India / Ministry of Civil Aviation respectively. The management is of the view that certain income / credits arising on adoption of Ind AS, mark to market gain on valuation of Interest Rate Swap, gain on reinstatement of 4.25% Senior Secured Notes and Scrips received under Services Export from India Scheme ('SEIS') in the nature of government grant, interest income from Air India, etc were not contemplated by the parties to the agreements at the time of entering the agreements and these income / credit do not represent receipts from business operations from any external sources and therefore should not be included as revenue for the purpose of calculating MAF / CF. Accordingly, DIAL and GHIAL based on a legal opinion, have provided for MAF / CF on the basis of revenue adjusted for such incomes/ credits. Detail of such incomes / credits for the year ended March 31, 2022 and March 31, 2021 are as under:

Description	(Rs. in crore)			
	DIAL		GHIAL	
	March 31, 2022	March 31, 2021	March 31, 2022	March 31, 2021
Construction income from commercial property developers	9.11	14.30	-	-
Discounting on fair valuation of deposits taken from commercial property developers	36.40	31.80	-	-
Discounting on fair valuation of deposits taken from concessionaires	71.41	71.03	6.35	7.46
Discounting on fair valuation of deposits given	0.98	0.20	0.25	0.25
Significant financing component on revenue from contract with customers	-	1.89	1.10	1.10
Income recognised under Ind AS 116	-	-	4.71	5.65
Income arising from fair valuation of financial guarantee	-	-	2.54	0.96
Income from government grant	-	-	5.27	5.27
Amortisation of deferred income	-	-	0.26	0.26

However, DIAL has accrued revenue on straight line basis, in accordance with Ind AS 116, Annual fee on this revenue is also provided which is payable to AAI in future years on actual realization of revenue as below:

Description	(Rs. in crore)	
	For the year ended March 31, 2022	For the year ended March 31, 2021
Revenue from Operations	419.00	735.21
Annual Fees to AAI	192.70	338.12

Further, DIAL has also provided the "Airport Operator Fees" included in "Other expenses" based on "Gross revenue" for the last financial year, after excluding the income/ credits from above transactions.



GMR AIRPORTS LIMITED

Corporate Identity Number (CIN): U65999HR1992PLC101718

Notes to the consolidated financial statements for the year ended March 31, 2022

xii. DIAL is collecting "Marketing Fund" at a specified percentage from various concessionaires as per the agreement with respective concessionaires and to be utilized towards sales promotional activities as defined in such agreements in accordance with the Marketing Fund policy adopted by DIAL. As at March 31, 2022, DIAL has accounted for Rs. 196.30 crore (March 31, 2021: Rs. 181.07 crore) towards such Marketing Fund and has incurred expenditure amounting to Rs. 155.66 crore (March 31, 2021: Rs. 129.34 crore) (net of income on temporary investments) till March 31, 2022 from the amount so collected. The balance amount of Rs. 40.63 crore pending utilization as at March 31, 2022 (March 31, 2021: Rs. 51.72 crore) against such sales promotion activities is included under "Other current liabilities" as specific fund to be used for the purposes to be approved by the Marketing fund committee constituted for this purpose as per Marketing Fund Policy.

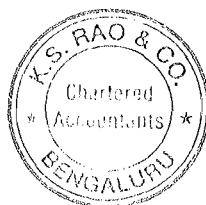

xiii. During the year ended March 31, 2019 GHIAL had entered into a term loan facility arrangement with Yes Bank Limited ("YBL" or "Bank"), to avail term loan of Rs. 4,200.00 crore and had incurred an up-front processing fee of Rs. 63.00 crore. However, in view of certain developments, the Bank expressed its inability to extend the loan, and accordingly on April 21, 2020, the arrangement was terminated. Further YBL vide their letter dated June 9, 2020 acknowledged the receipt of request from GHIAL for refund of the aforesaid up-front fees and to present GHIAL's request to the appropriate committees for approvals. Further, management has obtained legal opinion from an independent lawyer regarding GHIAL's right to receive the refund of upfront fee. In view of the above and on the basis of on-going discussions with the Bank officials, management is confident of the recovery of the said amount in full, and accordingly, no adjustment were considered necessary in the accompanying consolidated financial statements for the year ended March 31, 2022.

xiv. As per the transfer pricing rules prescribed under the Income tax act, 1961, the Group is examining the domestic and international transactions and documentation in respect thereof to ensure compliance with the said rules. The management does not anticipate any material adjustment with regard to the transactions during year ended March 31, 2022.

xv. Based on the legal opinion taken, the management is of the view that the Annual Fee payable to AAI should be based upon "Revenue" as defined under OMDA instead of on Gross Receipts credited to the statement of profit and loss (with certain exclusions). The matter is in dispute with the AAI and pending with arbitration tribunal, currently annual fee to AAI is being paid under protest on similar basis as was being paid earlier. Both the parties have completed its final arguments in arbitration proceedings and the matter is reserved for passing of Award.

xvi. DIAL issued various communications to AAI from month of March 2020 onwards inter-alia under Article 16 (Force Majeure) and informed AAI that consequent to outbreak of Covid-19 pandemic, the entire aviation industry, particularly the IGI Airport has been adversely affected. It was specifically communicated that the said crisis has materially and adversely affected the business of DIAL which in turn has directly impacted the performance of DIAL's obligations under the OMDA (including obligation to pay Annual Fee/Monthly Annual Fee) while DIAL is continuing to perform its obligation to operate, maintain and manage the IGI Airport. DIAL thereby invoked Force Majeure post outbreak of COVID-19 "A Pandemic" as provided under Article 16 of OMDA and claimed that it would not be in a position to perform its obligation to prepare Business Plan and pay Annual Fee/ Monthly Annual fee to AAI. The said event(s) of Force Majeure had also been admitted by AAI in its communication to DIAL. Consequently, DIAL is entitled to suspend or excuse the performance of its said obligations to pay Annual Fee/Monthly Annual Fee as notified to AAI. However, AAI has not agreed to such entitlement of DIAL under OMDA. This has resulted in dispute between DIAL & AAI and for the settlement of which, DIAL has invoked on September 18, 2020 dispute resolution mechanism in terms of Article 15 of OMDA. Further, on December 02, 2020, DIAL again requested to AAI to direct the Escrow Bank to not to transfer the amounts from Proceeds Accounts to AAI Fee Account, seeking similar treatment as granted by Hon'ble High Court of Delhi to Mumbai International Airport Ltd.

In the absence of response from AAI, DIAL approached Delhi High Court seeking certain interim reliefs by filing a petition u/s 9 of Arbitration & Conciliation Act on December 5, 2020 due to the occurrence of Force Majeure event due to outbreak of COVID 19 and its consequential impact on business of DIAL, against AAI and ICICI Bank (Escrow Bank). The Hon'ble High Court of Delhi vide its order dated January 5, 2021 has granted ad-interim reliefs with following directions:



GMR AIRPORTS LIMITED

Corporate Identity Number (CIN): U65999HR1992PLC101718

Notes to the consolidated financial statements for the year ended March 31, 2022

- The ICICI Bank is directed to transfer back, into the Proceeds Account, any amount which may have been transferred from the Proceeds Account to the AAI Fee Account, after December 9, 2020,
- Transfer of moneys from the Proceeds Account to the AAI Fee Account, pending further orders, shall stand stayed and DIAL can use money in Proceeds Account to meet its operational expenses.

Meanwhile with the nomination of arbitrators by DIAL and AAI and appointment of presiding arbitrator, the arbitration tribunal has been constituted on January 13, 2021. The pleadings in the matter are complete and both the parties have to file the witness affidavits and next hearings of arbitration tribunal is fixed in May 2022.

Before DIAL's above referred Section 9 petition could be finally disposed off, AAI has preferred an appeal against the ad-interim order dated January 5, 2021 under section 37 of the Arbitration and Conciliation Act, 1996 before division bench of Delhi High Court, which is listed for consideration and arguments.

In compliance with the ad-interim order dated January 5, 2021 AAI has not issued any certificate or instructions to the Escrow Bank from December 09, 2020 onwards regarding the amount of AAI Fee payable by DIAL to AAI, as contemplated under the Escrow Agreement and the OMDA. Resultantly both pursuant to the ad-interim order of Hon'ble Delhi High Court and in the absence of any certificate or instruction from AAI, the Escrow Bank has not transferred any amount pertaining to AAI Fee from Proceeds Account to AAI Fee Account of the Escrow Account from December 09, 2020 onwards.


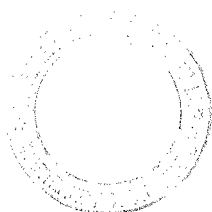
Basis the legal opinion obtained, DIAL is entitled to not to pay the Monthly Annual fee under article 11.1.2 of OMDA to AAI being an obligation it is not in a position to perform or render on account of occurrence of Force Majeure Event, in terms of the provisions of Article 16.1 of OMDA till such time DIAL achieves level of activity prevailing before occurrence of Force majeure. Further, DIAL has also sought relief for refund of MAF of an amount of Rs. 465.77 crore appropriated by AAI for the period starting from March 19, 2020 till December 2020. In view of the above, the management of DIAL has decided to continue to not to provide the Monthly Annual Fee to AAI for the year ended March 31, 2022 amounting to Rs. 989.59 crore in addition to Rs. 768.69 crore for FY 2020-21.

As AAI had already appropriated the Monthly Annual Fee amounting to Rs. 446.21 crores from April 01, 2020 till December 09, 2020, which DIAL had already protested. Accordingly, the same had been shown as Advance to AAI paid under protest. However, since the recovery of this amount is sub-judice before the Hon'ble Delhi High Court and the arbitral tribunal, as a matter of prudence, DIAL had decided to create a provision against above advance and shown the same in other expenses for the year ended March 31. 2021.

Recently, as an interim arrangement the Parties (DIAL and AAI) by mutual consent and without prejudice to their rights and contentions in the dispute before the arbitrator, have entered into a Settlement Agreement (hereinafter "Agreement") dated April 25, 2022, for the payment of Annual Fee/ Monthly Annual Fee (AF/ MAF) with effect from April 2022, prospectively.

Consequent to this interim arrangement, both DIAL and AAI have filed copy of the Agreement in their respective petition and appeal before Hon'ble Delhi High Court and have withdrawn the pending proceedings. This arrangement is entirely without prejudice to the rights and contentions of the parties in respect of their respective claims and counter claims in the pending arbitration proceedings, including the disputes in respect of payment/ non-payment of MAF from March 19, 2020 onwards, till such time as provided in Article 16.1.5 (c) of OMDA.

xvii. The Hon'ble Orissa High Court vide Judgement in W.P. No.20463/2018, in the case of Safari Retreats Private Limited, observed that the GST provisions w.r.t input tax credit allowability in respect of Civil work are not in line with the objective of the Act, and accordingly, held that if an assessee is required to discharge GST on the rental income, it is eligible to avail the Input Tax Credit (ITC) of GST w.r.t. civil work. DIAL is engaged in rendering output supplies which is in the nature of letting out space/ facilities to various airline operators and other parties/concessionaires, in return for consideration, known by different nomenclatures and are leviable to GST.



GMR AIRPORTS LIMITED

Corporate Identity Number (CIN): U65999HR1992PLC101718

Notes to the consolidated financial statements for the year ended March 31, 2022

Hence, DIAL has availed the GST ITC in respect of the costs for civil work incurred as part of the Phase 3A expansion project and regular operations, upon application of the said judicial pronouncement. Further, department has filed an appeal in Hon'ble Supreme Court of India against the judgement of Hon'ble Orissa High Court. Pending outcome of judgement of Hon'ble Supreme Court of India, considering the judgement of Hon'ble Orissa High Court and based on the opinion obtained by DIAL in this regard, the Management is of the view that GST ITC in respect of such civil work is eligible to be availed by DIAL.

Having regard to the same, GST ITC amounting to Rs. 754.78 crore (March 31, 2021: Rs. 477.62 crore) has been claimed in GST return and disclosed under balance with statutory / Government authorities in consolidated financial statements. Also an intervention application has been filed by DIAL before Hon'ble Supreme Court of India in the matter of appeal filed by the department against Judgement of Orissa High Court in the matter.

Further a Writ Petition has also been filed by DIAL in the matter before Delhi High Court on July 10, 2020, for ITC claim to be allowed of GST in respect of the civil works i.e. works contract service and goods and services received by DIAL for construction of immoveable property used for providing output taxable supplies. The writ was heard by the Hon'ble High Court on July 29, 2020 and issued notice to the respondents. Accordingly the matter was heard on various dates. Next date of hearing has been fixed on May 06, 2022.



Further GHIAL has also recognized input tax credit on civil and related work aggregating to Rs. 451.21 crore (including Rs. 372.80 crore pertaining to earlier year) has been claimed in GST returns and disclosed under balance with government authorities in the consolidated financial statements.

Further, GHIAL has filed a writ petition (10367/2020) with Hon'ble High Court of Telangana requesting to strike down the relevant provisions of GST which denies ITC in respect of works contract services or goods and services received for construction of immoveable property (other than plant & machinery). The Hon'ble High Court had passed interim order directing the Respondents to not take any coercive action against the petitioner.

Further GIAL has also recognized input tax credit on civil and related work aggregating to Rs. 193.12 crore (March 31, 2021 Rs. 68.69 crore) has been claimed in GST returns and disclosed under balance with government authorities in the consolidated financial statements.

Further a Writ Petition has also been filed by GIAL in the matter before High Court of Bombay at Panaji, Goa on December 18, 2020, for ITC claim to be allowed of GST in respect of the civil works i.e. works contract service and goods and services received by GIAL for construction of immoveable property will be used for providing output taxable supplies.

xviii. GHIAL has recognized, deferred tax asset comprising of Minimum Alternate Tax (MAT) credit entitlement and unabsorbed business losses aggregating to Rs.560.92 crore (March 31, 2021: Rs. 531.33 crore) as at March 31, 2022. GHIAL based on the future taxable income expects to adjust these amounts after expiry of the tax holiday period. The ultimate realisation of the deferred tax asset is dependent upon the generation of future taxable income projected by considering the anticipated tariff orders for the control period commencing from April 1, 2021, estimated revenues and expenses of the business, scheduled reversals of deferred tax liabilities and tax planning strategy. As the recoverability of deferred tax assets is based on estimates of future taxable income including projected aeronautical tariff revenue which involved determination by AERA and being a subject matter of litigations, any changes in such future taxable income could impact its recoverability. However, basis the sensitivity analysis performed, management believes that any reasonable possible change in the key assumptions would not effect the GHIAL's ability to recover the deferred tax asset within the specified period as per the provisions of Income Tax Act, 1961.



GMR AIRPORTS LIMITED

Corporate Identity Number (CIN): U65999HR1992PLC101718

Notes to the consolidated financial statements for the year ended March 31, 2022

xix. During the year 2018-19, DIAL had started the construction activities for phase 3A airport expansion as per Master Plan. DIAL has incurred the following costs towards construction of phase 3A works.

(Rs. in crore)

Particulars	March 31, 2022 (excluding GST)	March 31, 2021 (excluding GST)
Cost incurred	5,343.97	3,107.05
Capital advance outstanding	451.29	635.75
Total Cost (excluding IDC) (A)	5,795.26	3,742.80
Interest Cost During Construction (IDC)	1,121.75	616.91
Less :- Income on surplus investments	(250.03)	(198.83)
Net IDC (B)	871.72	418.08
Total Cost* (A+B)	6,666.98	4,160.88

* Out of above, Assets amounting to Rs. 846.88 crore (March 31, 2021: Rs. 25.02 crore) has been put to use for operations.

DIAL has capitalized the following expenses during construction, included in above, being expenses related to phase 3A airport expansion project. Consequently, expenses disclosed under the respective notes are net of amounts capitalized by DIAL.

(Rs. in crore)


Particulars	March 31, 2022	March 31, 2021
Employee benefit expenses	41.48	28.78
Manpower hire charges	27.23	18.08
Professional consultancy	22.53	15.58
Travelling and conveyance	4.37	3.01
Insurance	2.91	1.65
Others	6.11	2.25
Total	104.63	69.35

xx. During the year ended March 31, 2022 the following expenses of revenue nature are capitalized to the capital work-in-progress (CWIP) by GHIAL. Consequently, expenses disclosed under the other expenses are net of amounts capitalized.

(Rs. in crore)

Particulars	March 31, 2022	March 31, 2021
Opening balance (A)	501.33	224.95
Revenue expense:		
Legal and professional expense	41.90	53.31
Employee benefit expense	0.78	0.63
Travelling and conveyance	0.51	0.57
Finance cost	431.38	256.37
Total (B)	474.57	310.88
Less: Income		
Interest income from bank deposit	(53.79)	(29.62)
Interest income on security deposit paid	(4.13)	(1.11)
Total (C)	(57.92)	(30.73)
Less: Capitalised during the year (E)	(55.87)	(3.77)
Less: Adjustments (E)*	(24.59)	-
Closing balance (F=A+B-C-D-E)	837.52	501.33

*Represent reversal due to transfer of capital work in progress



GMR AIRPORTS LIMITED**Corporate Identity Number (CIN): U65999HR1992PLC101718****Notes to the consolidated financial statements for the year ended March 31, 2022**

xxi. Mihan India Limited (MIL) issued the bid for upgradation, modernisation, operation and maintenance of Dr. Babasahab Ambedkar International Airport, Nagpur ("Concession Agreement"). The Holding Company was the successful bidder and was issued the LOIA but on March 19, 2020 MIL issued a letter to the Holding Company and annulled the process of bidding and did not execute the Concession Agreement. The Holding Company and GNIAL filed a Writ Petition W.P. No. 1343 of 2020 against MIL and Govt. of Maharashtra, before High Court of Bombay, Nagpur Bench seeking a Writ of Mandamus directing the Respondents to expedite the execution of Concession Agreement.




On March 02, 2021 the matter was disposed of as infructuous in view of letter dated March 19, 2020 issued by MIL, with a direction that the points raised in this writ can be raised in the another writ by filing an additional affidavit. The Holding Company and GNIAL filed W.P. No. 1723 of 2020 before High Court of Bombay, Nagpur Bench. The Prayer of the Holding Company was allowed vide order dated August 18, 2021; the impugned order dated March 19, 2020 is quashed and set aside; and the Respondent MIL was directed to execute Concession Agreement and complete further formalities with the petitioner (GNIAL) within a period of 6 weeks from the date of issue of this order. Subsequently, MIL has filed SLP No. 15556/2021, Govt. of Maharashtra filed SLP.16737/2021, MoCA filed SLP Diary Number 23477/2021, AAI filed SLP Diary Number 23479/2021 in the Supreme Court of India, on September 27, 2021 and on different dates against the judgement passed by Nagpur High Court in W.P. No. 1723 of 2020 dated August 18, 2021. The SLPs' filed by MIHAN, GOM, AAI and MoCA have been heard finally by the Hon'ble Supreme Court on March 24, 2022 and reserved for judgement.

xxii. DIAL was entitled to custom duty credit scrip under Served from India Scheme (SFIS) of Foreign Trade Policy issued by Government of India. Under the terms of SFIS, service providers are entitled to custom duty credit scrip as a percentage of foreign exchange earned by DIAL that can be utilized for payment of import duty. Till March 31, 2014, DIAL had cumulatively utilized custom duty credit scrip amounting to Rs. 89.60 crore, in lieu of payment of import duty in respect of import of fixed assets (including capital work in progress) and accounted the same as grant as per para 15 of erstwhile Accounting Standard 12 and adjusted the same against certain expenditure which in its view are related to obtaining such custom duty credit scrip entitlements. Basis the opinion of the Expert Advisory Committee ('EAC') of the Institute of Chartered Accountants of India.

However, Airport Authority of India ('AAI') has expressed different view on this and argued that amount utilized under SFIS should be treated as revenue and accordingly annual fee on amount of Rs 89.60 crore is payable to AAI.

DIAL had filed a writ petition against the AAI's letter in Hon'ble High Court of Delhi on July 10, 2015 disputing the demand and prayed for quashing of demand by AAI. Hon'ble High Court has granted the interim relief and disposed the writ petition with a direction to DIAL to seek remedy under the provisions of Arbitration law. The matter was contested in arbitration before Arbitral Tribunal and arbitration award was pronounced in favour of DIAL on December 27, 2018, mentioning that the income earned by way of SFIS Scrip does not fall under the definition of Revenue as per OMDA as it is not related with any Aeronautical or Non-Aeronautical activities and it is of the nature of capital receipt. Accordingly, no annual fee is payable to AAI by DIAL on SFIS revenue and demand of AAI for annual fee stands rejected. However, AAI has filed an appeal challenging the order of Arbitral Tribunal before the High Court of Delhi on April 25, 2019 for setting aside the arbitration award dated December 27, 2018. The matter is now listed on July 07, 2022.

xxiii. Bureau of Civil Aviation (BCAS), through its order dated April 28, 2010, decided that there shall be a Sterile Cargo Holding Area at the airports. The access to cargo processing area will be regulated by airport entry permits issued by BCAS. Accordingly, Central Industrial Security Force (CISF) personnel were deployed as per the instructions of BCAS and the security charges includes accrual of security cost of CISF personnel. W.e.f. 1st July, 2019 vide AIC No.15/2019 dated June 19, 2019, the collection of Passenger Service Fee (Security Component) is replaced with Aviation Security Fee (ASF). ASF will be collected and remitted by airlines to the National Aviation Security Fee Trust (NASFT). All expenses relating to CISF will be met through NASFT directly. Accordingly, based on the communication from GHIAL, GACAEL has discontinued recognition of salary provision of CISF personnel deputed at cargo terminal from July 01, 2019. The Management is confident that there would be no additional liability other than the amount accrued in the books of account.



GMR AIRPORTS LIMITED**Corporate Identity Number (CIN): U65999HR1992PLC101718****Notes to the consolidated financial statements for the year ended March 31, 2022**

xxiv. The operations of the Group, its joint ventures and associates were impacted by the Covid-19 pandemic and while the management believes that such impacts are short term in nature and doesn't anticipate any long term impact on business prospects considering the recovery was seen in past as well as during the year ended March 31, 2022. The Group based on its assessment of the business/ economic conditions and liquidity position for the next one year, expects to recover the carrying value of assets, and accordingly no material adjustments are considered necessary in the consolidated financial statements. The impact of the COVID 19 pandemic might be different from that estimated as at the date of approval of these consolidated financial statement and the Group will closely monitor any material changes to future economic conditions.



xxv. During the year ended March 31, 2017, the Delhi Cantonment Board (DCB) had raised provisional invoice demanding property tax of Rs.9.01 crore in respect of vacant land at IGI Airport for the Financial Year 2016-17. However, based on same computation method as used for payment of property tax to South Delhi Municipal Corporation (SDMC), the company has made payment towards property tax for financial year 2016-17 to FY 2021-22 along with request to DCB to withdraw its demand. DCB has raised provisional invoice on April 29, 2019 and Notice of demand dated November 1, 2019 demanding property tax of Rs. 10.73 crore for the FY 2019-20 along with arrears of Rs. 28.78 crore. Accordingly, DIAL has disclosed remaining amount of Rs. 38.41 crore in respect of FY 2016-17 to FY 2019-20 as contingent liability.

DIAL has obtained a legal opinion; wherein it has been opined that liability w.r.t. earlier years cannot be ruled out. As DCB has not raised any demand for earlier years, and DIAL has submitted its application for adopting the same computation method as considered by SDMC, while arriving at the demand for the financial year 2016-17, the amount of liability for earlier years is unascertainable, and therefore no provision has been considered.

DIAL filed a writ petition before the Hon'ble Delhi High court against DCB to set aside the impugned demand notices. The Hon'ble Delhi High court heard the matter on December 2, 2019 and directed to be keep in abeyance the impugned demand notices and directed DCB to grant a detailed hearing to DIAL, upon DIAL's filing a representation before the DCB, subject to deposit a sum of Rs. 8.00 crore. In compliance of High Court order, DIAL had deposited a sum of Rs. 8.00 crore under protest on December 20, 2019.

However, despite many representations made by DIAL and ignoring all contentions of DIAL, DCB had passed an assessment order dated June 15, 2020 levying the property tax of Rs. 867.21 crores per annum against its earlier assessment of tax of Rs. 9.13 crores per annum and raised the total demand of Rs. 2,601.63 crores for three years i.e. 2016-17 to 2018-19 and DIAL has been directed to pay Rs. 2,589.11 crores after making due adjustments of amount already deposited. As the order is in violation of the earlier order dated December 2, 2019 passed by the Delhi High Court, also is in breach of the provisions of the Cantonments Act. Accordingly, DIAL filed a Writ Petition on July 20, 2020 before the High Court of Delhi challenging the assessment order dated June 15, 2020. The writ petition was heard on various dates in which Honourable Delhi High Court directed DCB not to take any coercive action against DIAL till next hearing. Pending writ petition, DCB had assessed additional demand of property tax for Rs. 1733.32 crore for the FY 2019-20 and FY 2020-21 after considering amount paid by DIAL, had filed its additional affidavit for consideration for FY 2019-2020 and FY 2020-2021 in present writ petition. The matter is listed for completion of pleadings before registrar on August 16, 2022 and before court on September 06, 2022.

xxvi. During the year ended March 31, 2020, the Holding Company has issued 273,516,392 non-cumulative compulsorily convertible preference shares series A each having a face value of Rs. 10 each, for an aggregate face value of INR 2,735,163,920 as per terms of Shareholders' Agreement ("SHA") dated February 20, 2020 among Company, Aéroports de Paris S.A. ('ADP'), GMR Infrastructure Limited ('GIL'), and GMR Infra Services Limited ('GISL'), and the Share Subscription and Share Purchase Agreement dated 20 February 2020 ("SSPA") entered into among ADP, GIL, GMR Infra Developers Limited, GISL and Company. These CCPS are convertible into equity shares no later than November 15, 2024 in accordance with terms of SHA.



GMR AIRPORTS LIMITED

Corporate Identity Number (CIN): U65999HR1992PLC101718

Notes to the consolidated financial statements for the year ended March 31, 2022

Further, during the year ended March 31, 2021 as part of second closing with ADP, Holding Company has issued Bonus CCPS series B, C and D each having a face value of Rs. 10 each, for an aggregate face value of INR 1,693,392,470 as per terms of the revised Shareholders agreement dates July 7, 2020. Bonus CCPS Series B, C and D are convertible into such number of equity shares in accordance with schedule 12 of amended shareholder agreement which are dependent on GAL consolidated target EBIDTA for financial year ended March 31, 2022, March 31, 2023 and March 31, 2024 on the basis of audited consolidated financial statements. Bonus Compulsory Convertible Preference Shares Series A, Series B, Series C and Series D are together herein referred as 'Bonus CCPS'.

All these Bonus CCPS are convertible into the equity shares of the Company as per the terms and conditions specified in the SHA. These Bonus CCPS are issued to the shareholders of the Company as Bonus Shares and are non-redeemable and can only be converted into the equity shares of the Company. These Bonus CCPS are currently recorded at the face value and not at fair value in accordance with Ind As 109 'Financial Instruments'. The difference between the fair value and face value being notional in nature, amounting to Rs. 1,113.34 crore (March 31, 2021 Rs. 1,271.34 crore) does not impact the Other Equity. Considering the terms of these Bonus CCPS, once converted, the requisite adjustments will be made in the Other Equity.

xxvii. Exceptional items includes following:


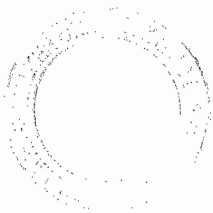
a) DIAL has a receivable of Rs. 28.58 crore as at March 31, 2022 (March 31, 2021: Rs. 196.31 crore) (including unbilled receivables) from Air India Limited and its subsidiaries namely Indian Airlines Limited, Airline Allied Services Limited and Air India Express Limited collectively referred as 'Air India'. The Air India is privatized w.e.f. January 27, 2022 and control is transferred to Tata Sons by Government of India. During the year ended March 31, 2022, DIAL has received Rs. 148.16 crore (March 31, 2021: Rs. Nil crore) (including GST) towards interest agreed to be paid by Air India Limited. Pursuant to the interest settlement with Air India during the year ended March 31, 2022, DIAL has reversed interest receivable of Rs 19.90 crore in profit & loss account and shown as part of exceptional item. In view of continuous reduction in the overdue quarter on quarter, DIAL consider due from Air India as good and fully recoverable.

b) DIAL has entered into "Development Agreements" with five developers collectively referred as Bharti Reality SPV's ("Developers") on March 28, 2019 ("Effective date") granting the Developers the right during the term for developing 4.89 million square feet commercial space from the Effective Date subject to the receipt of applicable permits. As per the terms of Development agreements, DIAL is entitled to receive interest free refundable security deposit ("RSD"), advance development cost ("ADC") and the annual lease rent ("ALR") in certain manner and at certain times as stated in the respective development agreements.

With respect to the receipt of applicable permits, the approval of Concept Master Plan ("CMP") was received from Delhi Urban Art Commission (DUAC) in March 2021. Thereafter, a sudden surge in Covid-19 cases emerged in India affecting the entire economy. Accordingly, DIAL was not in a position to effectuate the transaction and seek payment of ALR, balance amount of RSD and ADC from the Developers until August 2021.

On August 27, 2021, basis the CMP, DIAL has entered into certain modifications w.r.t. area and date of commencement of lease rental for the three Developers. As per amended agreements, lease rentals have started with effect from September 1, 2021 for modified area of 2.73 million square feet (approx.).

Accordingly, considering the above and the amendment with three Developers as Lease Modification, lease receivables (including unbilled revenue) of Rs. 678.04 crore accrued until August 2021 shall be carried forward to balance lease period, in accordance with recognition and measurement principles under Ind AS 116 "Leases". Consequently, DIAL has also carried forward the provision of annual fee to AAI of Rs. 211.35 crore corresponding to straight lining adjustments of Ind AS 116 which will get adjusted in future in line with Lease receivables.



GMR AIRPORTS LIMITED

Corporate Identity Number (CIN): U65999HR1992PLC101718

Notes to the consolidated financial statements for the year ended March 31, 2022

In respect of Development agreements with two Developers for balance area of 2.16 million square feet (approx.), the asset area will be identified by DIAL not later than February 28, 2023, as per mutual understanding vide agreement dated August 27, 2021. Accordingly, all payments will be due basis the handover of asset area. Pending identification of asset area and effectiveness of lease, DIAL has reversed the lease receivables (including unbilled revenue) of Rs. 462.33 crore pertaining to these two developers recognized earlier until August 2021 in accordance with recognition and measurement principles under Ind AS 116 "Leases". Further, the DIAL has also reversed the provision of annual fee to AAI of Rs. 144.11 crore corresponding to the straight lining adjustments of Ind AS 116 recognized earlier until August 2021. Further, DIAL has also made the required adjustments of RSD as per Ind AS 109, reversing the discounting impact amounting to Rs. 6.94 crore in statement of consolidated profit & loss. The net amount of Rs. 325.16 crore is disclosed as an "Exceptional item" in statement of consolidated profit & loss.

c) In respect of Group's equity investment in GBHHPL, the Group has to maintain minimum 17.33% of equity shareholding until the expiry of or early termination of power purchase agreement dated September 11, 2017 entered between DIAL and the GBHHPL, expiring on May 03, 2036. The Group had invested Rs. 108.33 crore as equity share capital. Due to inordinate delay in commencement of operation in GBHHPL and basis the valuation report of the external valuer as at March 31 2022, Group has created a provision for diminution in its investment in GBHHPL for Rs. 45.06 crore.

xxviii. GAL and GAIBV executed the Second Amendment Agreement and other finance document(s), as required to accede to the terms and condition of the Initial Omnibus Agreement in order to assume the obligation of GISPL and GIL, for GAL as Sponsor, and for GAIBV as Sponsor and Assignor and Share Security Grantor.



xxix. During the current year the management has performed an impairment assessment of the each of the Group's CGUs. The assessment has been done on the basis of assumptions in relation to the useful life of assets, discounted cash flows with significant underlying assumptions in relation to the passenger traffic, air traffic movement, likely outcome of arbitration, litigation and claims among others. On the basis of assessment done in the current year, no impairment is required in the carrying value of the assets of the Group as on March 31, 2022.

xxx. The Government of India announced Services Export from India Scheme (SEIS) under Foreign Trade Policy (FTP) 2015-20 under which the service provider of notified services is entitled to Duty Credit Scrips as a percentage of net foreign exchange (NFE) earned. These Scrips either can be used for payment of basic custom duty on imports or can be transferred/traded in the market

DIAL is of the view that the Scrips received under SEIS are in nature of Government Grant and is similar to the Scrips received earlier under Served from India Scheme (SFIS) of Foreign Trade Policy 2010-15. Hence, in view of the Arbitral Order dated December 27,2018 in case of SFIS Scrip, the Income from SEIS Scrip is out of the purview of revenue definition as per OMDA. Accordingly, management believes that, no Annual Fee is payable as per the provisions of OMDA, and has not been provided in these consolidated financial statements.

However, Revenue Auditor appointed by AAI have considered the same as Revenue under OMDA and accordingly, AAI has asked us to pay revenue share on this revenue and withheld the amount of Rs. 43.21 crore from excess MAF payment in FY 2019-20. DIAL had shown the amount of Rs. 43.21 crore as part of advances recoverable from AAI and continuously followed up with AAI for adjustment/ refund of the same. However, despite several follow up AAI had not refunded/ adjusted the same in past 2 years.

Accordingly, pending the settlement of High Court on similar matter related to SFIS scrips (on which arbitration award was in DIAL's favour), and considering the delay and non-action on part of AAI to refund the said amount, as a matter of prudence, the management has decided to provide the amount of Rs. 43.21 crores in the statement of consolidated profit & loss as Provision against Advance recoverable from AAI.



GMR AIRPORTS LIMITED

Corporate Identity Number (CIN): U65999HR1992PLC101718

Notes to the consolidated financial statements for the year ended March 31, 2022

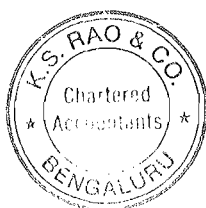

xxxii. Reconciliation of liabilities arising from financing activities pursuant to Ind AS – 7 ‘Cash flow’

Particulars	(Rs. in crore) Amount
As at April 01, 2020	18,780.98
Cash Changes	
Proceeds from borrowings	7,371.06
Repayment of borrowings	(1,333.34)
Processing Fees paid	(135.33)
Non-Cash Changes	
Foreign Exchange Fluctuation	(496.43)
Changes in Fair Values	112.56
As at March 31, 2021	24,299.50
Cash Changes	
Proceeds from borrowings	2,110.24
Repayment of borrowings	(2,730.60)
Processing Fees paid	(2.01)
Non-Cash Changes	
Foreign Exchange Fluctuation	558.63
Changes in Fair Values	65.77
Others	
As at March 31, 2022	24,301.33

xxxii. Operating segments are reported in such a manner consistent with the internal reporting provided to the Chief Operating Decision Maker (‘CODM’). As per the evaluation carried out by CODM, the Group has only one reportable business segment, i.e. operation of airport and providing allied services. Accordingly, the amounts appearing in the consolidated financial statements relate to the Group single business segment.

xxxiii. Previous year figure have been regrouped/ reclassified wherever necessary to confirm to the changes in current year.

(This space is intentionally left blank)



GMR AIRPORTS LIMITED

Corporate Identity Number (CIN): U65999HR1992PLC101718

Notes to the consolidated financial statements for the year ended March 31, 2022

48. Certain amounts (currency value or percentages) shown in the various tables and paragraphs included in the consolidated financial statements have been rounded or off truncated as deemed appropriate by the management of the Group.

As per our report of even date

For **Walker Chandio & Co LLP**
Chartered Accountants
Firm Reg. No.: 001076N/N500013



Neeraj Sharma
Partner
Membership No. 502103
Place: New Delhi
Date: May 17, 2022



As per our report of even date

For **K.S. Rao & Co.**
Chartered Accountants
Firm Reg. No.: 003109S



Sudarshana Gupta M S
Partner
Membership No. 223060
Place: New Delhi
Date: May 17, 2022



For and on behalf of the Board of Directors



GBS Raju
Vice Chairman
DIN-00061686
Place: Hyderabad
Date: May 17, 2022



Grandhi Kiran Kumar
Joint MD & CEO
DIN-00061669
Place: Dubai
Date: May 17, 2022



G.R.K. Babu
Chief Financial Officer
PAN No. ACAPG2146H

Place: New Delhi
Date: May 17, 2022



Sushil Kumar Dudgeja
Company Secretary
PAN No. ARQPK4912J

Place: New Delhi
Date: May 17, 2022



ANNEXURE I

GMR Airports Limited

Statement on Impact of Audit Qualifications (for audit report with modified opinion) submitted by GMR Airports Limited along with its standalone financial results for the year ended March 31, 2022

(in Rs. crore except for earning per share)

Sl. No.	Particulars	Audited Figures (as reported before adjusting for qualifications)	Adjusted Figures (audited figures after adjusting for qualifications)
1	Turnover / total income (including other income)	578.29	578.29
2	Total Expenditure (including finance cost, tax expenses, share of loss/profit with associates and minority interest before exceptional items)	660.20	660.20
3	Exceptional items (gain) / loss (net)	-	-
4	Net profit/(loss)	(81.91)	(81.91)
5	Earnings Per Share (in Rs.) - Basic	(0.57)	(0.57)
6	Total Assets	26,315.32	26,315.32
7	Total Liabilities	8,449.80	9,562.94
8	Net Worth (refer note 1)	17,865.52	16,752.38
9	Any other financial item(s) (as felt appropriate by the management)	Refer Emphasis of matter paragraph in the Auditor's Report on Year to Date standalone Financial Results	

Note 1. Net worth has been calculated as per the definition of net worth in Guidance Note on "Terms used in Financial Statements" issued by the Institute of Chartered Accountants of India

II. Audit Qualification (each audit qualification separately) :

(i) Qualification 1

a. Details of audit qualification:

As detailed in note 7 to the accompanying statement, the Company has issued Bonus Compulsory Convertible Preference Shares Series A, Series B, Series C and Series D (hereinafter together referred as "Bonus CCPS") to shareholders of the Company pursuant to the terms of the Shareholders' Agreement entered between the shareholders of the Company, the Company and Aeroports de Paris S.A which are being carried at face value. Basis the terms of such Bonus CCPS, the accounting treatment is not in accordance with Ind AS 109, Financial Instruments, as the liability towards these Bonus CCPS should be recognised at their fair value. Had the Company applied the appropriate accounting treatment for these Bonus CCPS, "Other equity" would have been lower by Rs. 1,113.14 crores (31 March 2021: Rs. 1,271.34 crore), and "Other financial liabilities" would have been higher by Rs. 1,113.14 crores as at March 31, 2022 (March 31, 2021: Rs. 1,271.34 crore).

b. Type of Audit Qualification : Qualified Opinion

c. Frequency of qualification: Second year of qualification

d. For Audit Qualification(s) where the impact is quantified by the auditor, Management's Views

Management view is documented in note 7 of standalone results of GAI, for March 31, 2022. As detailed in the notes, during the earlier year, the Company has issued 273,516,392 non-cumulative compulsorily convertible preference shares series A each having a face value of Rs. 10 each, for an aggregate face value of Rs. 273.52 crore as per terms of Shareholders' Agreement ("SHA") dated February 20, 2020 between the Company, Aeroports de Paris S.A. ("ADP"), GMR Infrastructure Limited ("GIL"), and GMR Infra Services Limited ("GISL"). These CCPS are convertible into equity shares no later than November 15, 2024 in accordance with terms of SHA.

Further, during the previous year as part of second closing with ADP, the Company has issued Bonus CCPS series B, C and D each having a face value of Rs.10 each, for an aggregate face value of Rs. 69.34 crore as per terms of the amended Shareholders agreement ("Amended SHA") dated July 7, 2020. The equity investments made by ADP in GAI, pursuant to this SHA have all been intimated to and taken on record by RBI.

Bonus CCPS Series B, C and D are convertible into such number of equity shares depending on GAI, relieving consolidated target EBITDA for financial year ended March 31, 2022, March 31, 2023 and March 31, 2024, as detailed in the shareholder agreement.

Bonus Compulsory Convertible Preference Shares Series A, Series B, Series C and Series D are hereinafter together referred as "Bonus CCPS".

All these Bonus CCPS are convertible into the equity shares of the Company as per the terms and conditions specified in the SHA and Amended SHA. These Bonus CCPS are issued to the shareholders of the Company as Bonus Shares and are non-redeemable and can only be converted into the equity shares of the Company. The management has chosen to record these Bonus CCPS at the face value and not at fair value in accordance with Ind AS 109 "Financial Instruments", owing to the fact that the difference between the fair value and face value, being Rs.1,113.14 crores is notional in nature and accordingly does not impact the Other Equity, when the final conversion into equity takes place. Considering the terms of these Bonus CCPS, once converted, the requisite adjustments will be made in the Other Equity. This would be also covered in the Bonds' Report to be issued pursuant to Section 134 of the Companies Act, 2013.

e. For Audit Qualification(s) where the impact is not quantified by the auditor: Not Applicable

(ii) If management is unable to estimate the impact, reasons for the same: Not Applicable

(iii) Auditors' Comments on (i) or (ii) above:











**SIGNED FOR
IDENTIFICATION
PURPOSES**

ANNEXURE I

GMR Airports Limited

Statement on Impact of Audit Qualifications (for audit report with modified opinion) submitted by GMR Airports Limited along with its standalone financial results for the year ended March 31, 2022

Signatories:	
Jt. Managing Director & CEO	<p>Grandhi Kiran Kumar Place: Dubai</p> 
Audit Committee Chairman	<p>Sudha Rao Amerthapura Place: Bengaluru</p>  
Chief Financial Officer	<p>G.R.K. Babu Place: New Delhi</p> 
Statutory Auditor	<div style="display: flex; justify-content: space-between;"> <div style="width: 45%;"> <p>Walker Chandok & Co LLP Chartered Accountants ICAI firm registration number: 0010769/N500013</p>  <p> Neeraj Sharma Partner Membership Number: 502103 Place: New Delhi</p> </div> <div style="width: 45%;"> <p>K.S. Rao & Co Chartered Accountants ICAI Firm Registration No.: 0631098</p> <p> M.S. Gupta Sudershana Gupta M.S Partner Membership no: 223468 Place: New Delhi</p>  </div> </div>
Date:	May 17, 2022

SIGNED FOR
IDENTIFICATION
PURPOSES

ANNEXURE 1

Statement on Impact of Audit Qualifications (for audit report with modified opinion) submitted by GMR Airports Limited along with its consolidated financial results for the year ended March 31, 2022

Sl. No.	Particulars	Audited figures (as reported before adjusting for qualifications)	Adjusted figures (audited figures after adjusting for qualifications)
1	Turnover / total income (including other income)	4,751.24	4,751.24
2	Total Expenditure (including finance cost, tax expense, share of loss/profit with associate) and loss/profit from discontinued operations before exceptional items)	4,617.44	4,617.44
3	Exceptional items (gain) / loss (net)	390.13	390.13
4	Net profit/loss	(256.33)	(256.33)
5	Earnings Per Share (in Rs.) - Basic	(1.98)	(1.98)
6	Total Assets	36,992.08	36,992.08
7	Total Liabilities	32,778.34	33,591.48
8	Net Worth (refer note 1)	4,213.74	3,100.60
9	Any other financial item(s) (as felt appropriate by the management)		
	Refer Emphasis of Matter paragraph in the Auditor's Report on Year to Date Consolidated Financial Results		

Note 1: Net worth has been calculated as per the definition of net worth in "Terms used in Financial Statements" issued by the Institute of Chartered Accountants of India

II. Audit Qualification (each audit qualification separately) :

(i) Qualification

1. a. Details in Note 6 to the Statement, the Holding Company has issued Bonus (Compulsorily Convertible Preference Shares Series A, Series B, Series C and Series D) hereinafter referred as "Bonus CTPS" to shareholders of the Holding Company pursuant to the terms of the Shareholders' Agreement entered between the shareholders of the Holding Company, the Holding Company and Airports de Paris S.A. which are being carried at face value. In our opinion, basis the terms of such Bonus CTPS, the accounting treatment is not in accordance with Ind AS 109. Financial Instruments, as the liability towards these Bonus CTPS should be recognised at their fair value. Had the Holding Company applied the appropriate accounting treatment for these Bonus CTPS, "Other equity" would have been lower by Rs. 1,13,14 crores (11 March 2021: Rs. 1,271.54 crores) and "Other financial liability" would have been higher by Rs. 1,13,14 crores as at 31 March 2022 (31 March 2021: Rs. 1,271.54 crores).

b. Type of Audit Qualification : Qualified Opinion

c. Frequency of qualification: Second year of qualification

d. For Audit Qualification(s) where the impact is quantified by the auditor, Management's Views:

Management view is documented in note 6 of consolidated results of Holding Company for March 31, 2022. As detailed in the notes, during the earlier year, the Holding Company has issued 273,516,392 non-cumulative compulsorily convertible preference shares series A each having a face value of Rs. 10 each, for an aggregate face value of Rs. 273.52 crore as per terms of Shareholders' Agreement (SIA) dated February 20, 2020 between the Holding Company, Airports de Paris S.A. (ADP), GMR Infrastructure Limited (GIL) and GMR Infrastructure Services Limited (GISL). These CTPS are convertible into equity shares no later than November 15, 2024 in accordance with terms of SIA.

Further, during the previous year as part of second closing with ADP, the Holding Company has issued Bonus CTPS series B, C and D each having a face value of Rs. 10 each, for an aggregate face value of Rs. 169.34 crore as per terms of the amended Shareholders agreement (Amended SIA) dated July 7, 2020. The equity investments made by ADP in GIL, pursuant to this SIA have all been initiated to and taken on record by RIB.

Bonus CTPS Series B, C and D are convertible into such number of equity shares depending on Holding Company achieving consolidated target (EBITDA) based on audited consolidated financial statements for financial year ended March 31, 2022, March 31, 2023 and March 31, 2024, as detailed in the shareholder agreement.

Bonus (Compulsory Convertible Preference Shares Series A, Series B, Series C and Series D) are hereinafter together referred as "Bonus CTPS".

All these Bonus CTPS are convertible into the equity shares of the Holding Company as per the terms and conditions specified in the SIA and Amended SIA. These Bonus CTPS are issued to the shareholders of the Holding Company as Bonus Shares and are non-redeemable and can only be converted into the equity shares of the Holding Company. The management has chosen to record these Bonus CTPS at the face value and not at fair value in accordance with Ind AS 109. Financial Instruments. Owing to the fact that the difference between the fair value and face value, being Rs. 1,13,14 crores is notional in nature and accordingly does not impact the Other Equity, when the final conversion into equity takes place, considering the terms of these Bonus CTPS, once converted, the requisite adjustments will be made in the Other Equity. This would be also covered in the Board's Report to be issued pursuant to Section 134 of the Companies Act, 2013.

e. For Audit Qualification(s) where the impact is not quantified by the auditor, Not applicable

(f) Management's estimation on the impact of audit qualification: Not applicable

(g) If management is unable to estimate the impact, reasons for the same: Not ascertainable

(iii) Auditors' Comments on (i) above: Not applicable



SIGNED FOR
IDENTIFICATION
PURPOSES

ANNEXURE I

GMR Airports Limited

Statement on Impact of Audit Qualifications (for audit report with modified opinion) submitted by GMR Airports Limited along with its consolidated financial results for the year ended March 31, 2022

iii. Signatories:			
Jr. Managing Director & CEO	<p>Grandhi Kiran Kumar Place: <u>Dubai</u></p> <p><i>Grandhi Kiran Kumar</i></p>		
Audit Committee Chairman	<p>Subha Rao Amarthajuru Place: <u>Bengaluru</u></p> <p><i>Subha Rao Amarthajuru</i></p>		
Chief Financial Officer	<p>G.R.K Bahu Place: <u>New Delhi</u></p> <p><i>G.R.K Bahu</i></p>		
Statutory Auditor	<table border="0"> <tr> <td style="vertical-align: top;"> <p>Walker Chandlok & Co LLP Chartered Accountants ICAI Firm Registration Number: 001076N/N500013</p> <p><i>Walker Chandlok & Co LLP</i></p> <p>Neeraj Sharma Partner Membership Number: 502103 Place: <u>New Delhi</u></p> </td> <td style="vertical-align: top;"> <p>K.S. Rao & Co Chartered Accountants ICAI Firm Registration No. : 003109S</p> <p><i>K.S. Rao & Co</i></p> <p>Sudarshana Gupta M S Partner Membership no: 22306 Place: <u>NEW DELHI</u></p> </td> </tr> </table>	<p>Walker Chandlok & Co LLP Chartered Accountants ICAI Firm Registration Number: 001076N/N500013</p> <p><i>Walker Chandlok & Co LLP</i></p> <p>Neeraj Sharma Partner Membership Number: 502103 Place: <u>New Delhi</u></p>	<p>K.S. Rao & Co Chartered Accountants ICAI Firm Registration No. : 003109S</p> <p><i>K.S. Rao & Co</i></p> <p>Sudarshana Gupta M S Partner Membership no: 22306 Place: <u>NEW DELHI</u></p>
<p>Walker Chandlok & Co LLP Chartered Accountants ICAI Firm Registration Number: 001076N/N500013</p> <p><i>Walker Chandlok & Co LLP</i></p> <p>Neeraj Sharma Partner Membership Number: 502103 Place: <u>New Delhi</u></p>	<p>K.S. Rao & Co Chartered Accountants ICAI Firm Registration No. : 003109S</p> <p><i>K.S. Rao & Co</i></p> <p>Sudarshana Gupta M S Partner Membership no: 22306 Place: <u>NEW DELHI</u></p>		
Date	May 17, 2022		



SIGNED FOR
IDENTIFICATION
PURPOSES